

**Statistiques Tracking**  
**DEAUVILLE**  
**C2 - PRIX DES RESERVOIRS - 1600m**  
**mardi 19 octobre 2021 - 00:00**


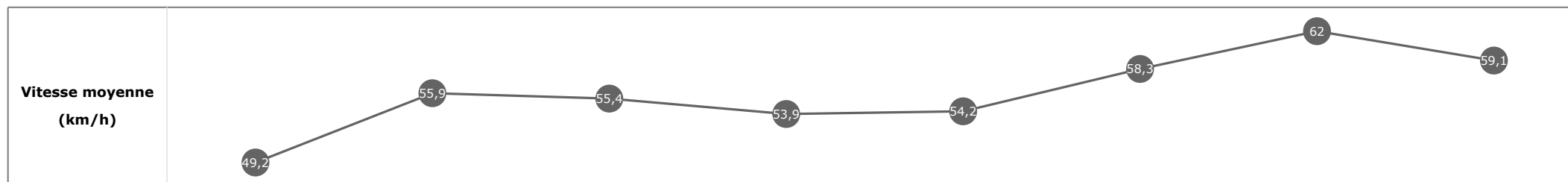
| Partant<br>(corde) | Cheval                                | Arrivée<br>officielle | Tronçons de 200m |                          | DEP - 1000m                   | 1000m - 800m                  | 800m - 600m                   | 600m - 400m                   | 400m - 200m                   | 200m - ARR                  | Temps<br>officiel | Derniers<br>600m | Parcouru<br>vs. 1er |
|--------------------|---------------------------------------|-----------------------|------------------|--------------------------|-------------------------------|-------------------------------|-------------------------------|-------------------------------|-------------------------------|-----------------------------|-------------------|------------------|---------------------|
|                    |                                       |                       | Vitesse<br>Max   | 200m les<br>plus rapides | Temps passage en tête         | Durée du tronçon              | 00:44.70                      | 00:58.13                      | 01:11.47                      | 01:23.91                    |                   |                  |                     |
|                    |                                       |                       |                  |                          | T1                            | T2                            | T3                            | T4                            | T5                            | T6                          |                   |                  |                     |
| 4<br>(3)           | <b>ROSACEA</b><br>T. BACHELOT         | 1                     | 65,34<br>T5      | 00:11.65<br>T5           | <b>00:45.43</b> 7<br>00:45.43 | <b>00:58.89</b> 7<br>00:13.45 | <b>01:12.19</b> 7<br>00:13.30 | <b>01:24.54</b> 7<br>00:12.35 | <b>01:36.20</b> 5<br>00:11.65 | <b>01:48.33</b><br>00:12.13 | 1'48"34           | 00:36.14         |                     |
| 1<br>(2)           | <b>QUEEN TREZY</b><br>C. SOUMILLON    | 2                     | 61,34<br>T5      | 00:11.76<br>T5           | <b>00:45.15</b> 5<br>00:45.15 | <b>00:58.57</b> 5<br>00:13.42 | <b>01:11.87</b> 5<br>00:13.30 | <b>01:24.32</b> 5<br>00:12.45 | <b>01:36.09</b> 3<br>00:11.76 | <b>01:48.51</b><br>00:12.41 | 1'48"60           | 00:36.63         | 0,97                |
| 2<br>(4)           | <b>BATZ</b><br>M. GUYON               | 3                     | 62,17<br>T5      | 00:11.73<br>T5           | <b>00:44.88</b> 2<br>00:44.88 | <b>00:58.32</b> 2<br>00:13.43 | <b>01:11.62</b> 2<br>00:13.30 | <b>01:24.03</b> 2<br>00:12.41 | <b>01:35.77</b> 1<br>00:11.73 | <b>01:48.60</b><br>00:12.82 | 1'49"53           | 00:36.97         | -0,03               |
| 5<br>(7)           | <b>ATAARED</b><br>C. DEMURO           | 4                     | 61,09<br>T5      | 00:11.92<br>T5           | <b>00:44.70</b> 1<br>00:44.70 | <b>00:58.13</b> 1<br>00:13.43 | <b>01:11.47</b> 1<br>00:13.34 | <b>01:23.91</b> 1<br>00:12.43 | <b>01:35.83</b> 2<br>00:11.92 | <b>01:48.71</b><br>00:12.87 | 1'48"34           | 00:37.23         | -1,95               |
| 6<br>(6)           | <b>NADETTE</b><br>I. MENDIZABAL       | 5                     | 64,66<br>T5      | 00:11.77<br>T5           | <b>00:45.37</b> 6<br>00:45.37 | <b>00:58.79</b> 6<br>00:13.42 | <b>01:12.06</b> 6<br>00:13.27 | <b>01:24.53</b> 6<br>00:12.47 | <b>01:36.31</b> 7<br>00:11.77 | <b>01:49.21</b><br>00:12.89 | 1'48"71           | 00:37.14         | 1,29                |
| 3<br>(5)           | <b>LIFE IN MOTION</b><br>M. BARZALONA | 6                     | 61,63<br>T5      | 00:11.83<br>T5           | <b>00:45.10</b> 4<br>00:45.10 | <b>00:58.53</b> 4<br>00:13.42 | <b>01:11.80</b> 4<br>00:13.26 | <b>01:24.31</b> 4<br>00:12.50 | <b>01:36.14</b> 4<br>00:11.83 | <b>01:49.53</b><br>00:13.38 | 1'49"21           | 00:37.72         | 4,21                |
| 7<br>(1)           | <b>ROCCIA NERA</b><br>S. PASQUIER     | 7                     | 60,55<br>T5      | 00:12.09<br>T5           | <b>00:44.99</b> 3<br>00:44.99 | <b>00:58.45</b> 3<br>00:13.46 | <b>01:11.74</b> 3<br>00:13.29 | <b>01:24.17</b> 3<br>00:12.43 | <b>01:36.27</b> 6<br>00:12.09 | <b>01:50.48</b><br>00:14.20 | 1'50"48           | 00:38.73         | -4,09               |

**Statistiques Tracking**  
**DEAUVILLE**  
**C2 - PRIX DES RESERVOIRS - 1600m**  
**mardi 19 octobre 2021 - 00:00**

Cheval **ROSACEA**  
 Jockey **T. BACHELOT**  
 Rang d'arrivée **1**  
 Temps de parcours **01:48.33**  
 Tronçon le plus rapide **00:11.65** (tronçon 400m - 200m)  
 Vitesse maximale **65,34** (tronçon 400m - 200m)  
 Vitesse moyenne **55,5**

**Données de tracking**

| Tronçons de 200m         | DEP<br>1400m    | 1400m<br>1200m  | 1200m<br>1000m  | 1000m<br>800m   | 800m<br>600m    | 600m<br>400m    | 400m<br>200m    | 200m<br>ARR     |
|--------------------------|-----------------|-----------------|-----------------|-----------------|-----------------|-----------------|-----------------|-----------------|
| <b>Temps de parcours</b> | <b>00:19.60</b> | <b>00:32.38</b> | <b>00:45.43</b> | <b>00:58.89</b> | <b>01:12.19</b> | <b>01:24.54</b> | <b>01:36.20</b> | <b>01:48.33</b> |
| Temps du tronçon         | 00:19.60        | 00:12.78        | 00:13.04        | 00:13.45        | 00:13.30        | 00:12.35        | 00:11.65        | 00:12.13        |
| <b>Vitesse moyenne</b>   | 49,2            | 55,9            | 55,4            | 53,9            | 54,2            | 58,3            | 62              | 59,1            |

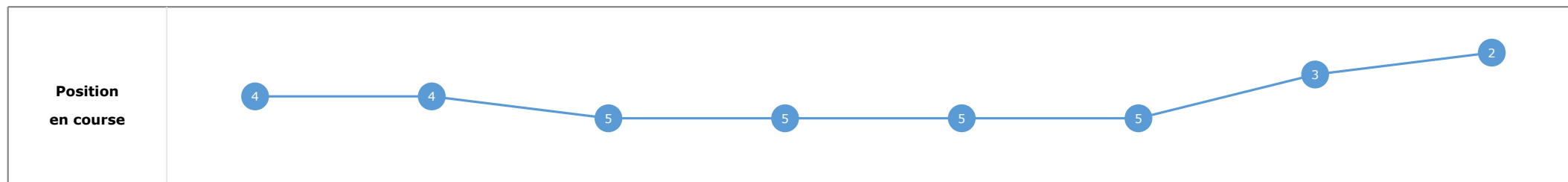


**Statistiques Tracking**  
**DEAUVILLE**  
**C2 - PRIX DES RESERVOIRS - 1600m**  
**mardi 19 octobre 2021 - 00:00**

Cheval **QUEEN TREZY**  
 Jockey **C. SOUMILLON**  
 Rang d'arrivée **2**  
 Temps de parcours **01:48.51**  
 Tronçon le plus rapide **00:11.76** (tronçon 400m - 200m)  
 Vitesse maximale **61,34** (tronçon 400m - 200m)  
 Vitesse moyenne **55,4**

**Données de tracking**

| Tronçons de 200m         | DEP<br>1400m    | 1400m<br>1200m  | 1200m<br>1000m  | 1000m<br>800m   | 800m<br>600m    | 600m<br>400m    | 400m<br>200m    | 200m<br>ARR     |
|--------------------------|-----------------|-----------------|-----------------|-----------------|-----------------|-----------------|-----------------|-----------------|
| <b>Temps de parcours</b> | <b>00:19.37</b> | <b>00:32.16</b> | <b>00:45.15</b> | <b>00:58.57</b> | <b>01:11.87</b> | <b>01:24.32</b> | <b>01:36.09</b> | <b>01:48.51</b> |
| Temps du tronçon         | 00:19.37        | 00:12.78        | 00:12.99        | 00:13.42        | 00:13.30        | 00:12.45        | 00:11.76        | 00:12.41        |
| <b>Vitesse moyenne</b>   | 49,5            | 56,4            | 55,6            | 53,8            | 54,2            | 58,3            | 61,3            | 57,9            |


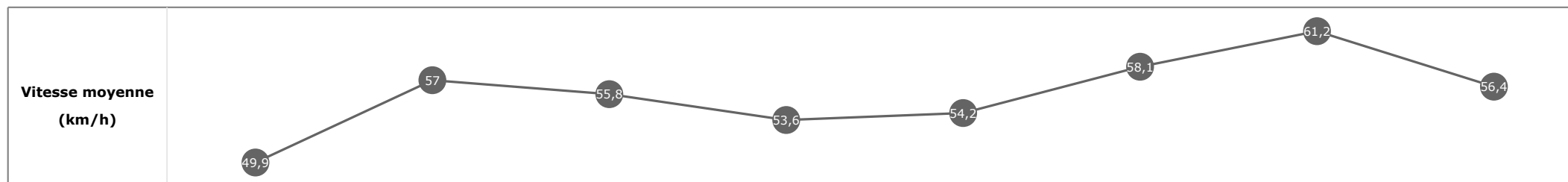


**Statistiques Tracking**  
**DEAUVILLE**  
**C2 - PRIX DES RESERVOIRS - 1600m**  
**mardi 19 octobre 2021 - 00:00**

Cheval **BATZ**  
 Jockey M. GUYON  
 Rang d'arrivée **3**  
 Temps de parcours **01:48.60**  
 Tronçon le plus rapide **00:11.73** (tronçon 400m - 200m)  
 Vitesse maximale **62,17** (tronçon 400m - 200m)  
 Vitesse moyenne **55,3**

**Données de tracking**

| Tronçons de 200m         | DEP<br>1400m    | 1400m<br>1200m  | 1200m<br>1000m  | 1000m<br>800m   | 800m<br>600m    | 600m<br>400m    | 400m<br>200m    | 200m<br>ARR     |
|--------------------------|-----------------|-----------------|-----------------|-----------------|-----------------|-----------------|-----------------|-----------------|
| <b>Temps de parcours</b> | <b>00:19.25</b> | <b>00:31.87</b> | <b>00:44.88</b> | <b>00:58.32</b> | <b>01:11.62</b> | <b>01:24.03</b> | <b>01:35.77</b> | <b>01:48.60</b> |
| Temps du tronçon         | 00:19.25        | 00:12.62        | 00:13.01        | 00:13.43        | 00:13.30        | 00:12.41        | 00:11.73        | 00:12.82        |
| <b>Vitesse moyenne</b>   | 49,9            | 57              | 55,8            | 53,6            | 54,2            | 58,1            | 61,2            | 56,4            |


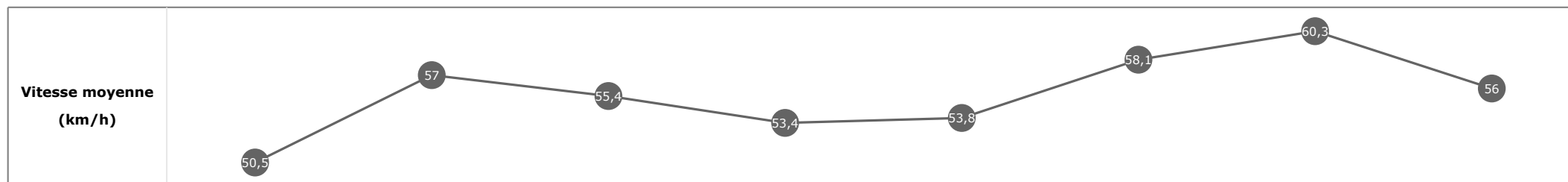


**Statistiques Tracking**  
**DEAUVILLE**  
**C2 - PRIX DES RESERVOIRS - 1600m**  
**mardi 19 octobre 2021 - 00:00**

Cheval **ATAARED**  
 Jockey **C. DEMURO**  
 Rang d'arrivée **4**  
 Temps de parcours **01:48.71**  
 Tronçon le plus rapide **00:11.92** (tronçon 400m - 200m)  
 Vitesse maximale **61,09** (tronçon 400m - 200m)  
 Vitesse moyenne **55,2**

**Données de tracking**

| Tronçons de 200m         | DEP<br>1400m    | 1400m<br>1200m  | 1200m<br>1000m  | 1000m<br>800m   | 800m<br>600m    | 600m<br>400m    | 400m<br>200m    | 200m<br>ARR     |
|--------------------------|-----------------|-----------------|-----------------|-----------------|-----------------|-----------------|-----------------|-----------------|
| <b>Temps de parcours</b> | <b>00:19.04</b> | <b>00:31.71</b> | <b>00:44.70</b> | <b>00:58.13</b> | <b>01:11.47</b> | <b>01:23.91</b> | <b>01:35.83</b> | <b>01:48.71</b> |
| Temps du tronçon         | 00:19.04        | 00:12.66        | 00:12.99        | 00:13.43        | 00:13.34        | 00:12.43        | 00:11.92        | 00:12.87        |
| <b>Vitesse moyenne</b>   | 50,5            | 57              | 55,4            | 53,4            | 53,8            | 58,1            | 60,3            | 56              |

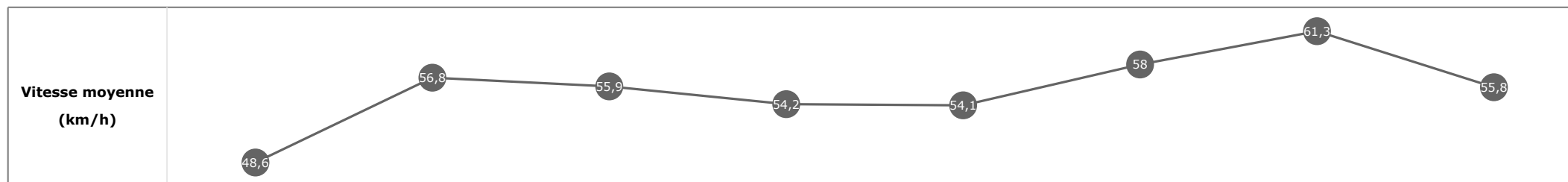


**Statistiques Tracking**  
**DEAUVILLE**  
**C2 - PRIX DES RESERVOIRS - 1600m**  
**mardi 19 octobre 2021 - 00:00**

Cheval **NADETTE**  
 Jockey **I. MENDIZABAL**  
 Rang d'arrivée **5**  
 Temps de parcours **01:49.21**  
 Tronçon le plus rapide **00:11.77** (tronçon 400m - 200m)  
 Vitesse maximale **64,66** (tronçon 400m - 200m)  
 Vitesse moyenne **55,1**

**Données de tracking**

| Tronçons de 200m         | DEP<br>1400m    | 1400m<br>1200m  | 1200m<br>1000m  | 1000m<br>800m   | 800m<br>600m    | 600m<br>400m    | 400m<br>200m    | 200m<br>ARR     |
|--------------------------|-----------------|-----------------|-----------------|-----------------|-----------------|-----------------|-----------------|-----------------|
| <b>Temps de parcours</b> | <b>00:19.82</b> | <b>00:32.46</b> | <b>00:45.37</b> | <b>00:58.79</b> | <b>01:12.06</b> | <b>01:24.53</b> | <b>01:36.31</b> | <b>01:49.21</b> |
| Temps du tronçon         | 00:19.82        | 00:12.64        | 00:12.91        | 00:13.42        | 00:13.27        | 00:12.47        | 00:11.77        | 00:12.89        |
| <b>Vitesse moyenne</b>   | 48,6            | 56,8            | 55,9            | 54,2            | 54,1            | 58              | 61,3            | 55,8            |

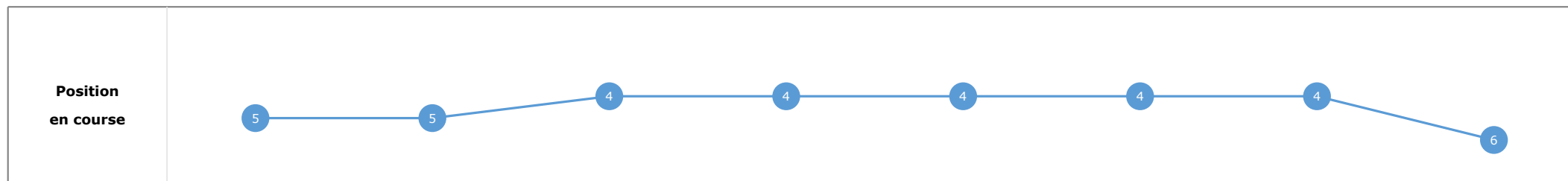
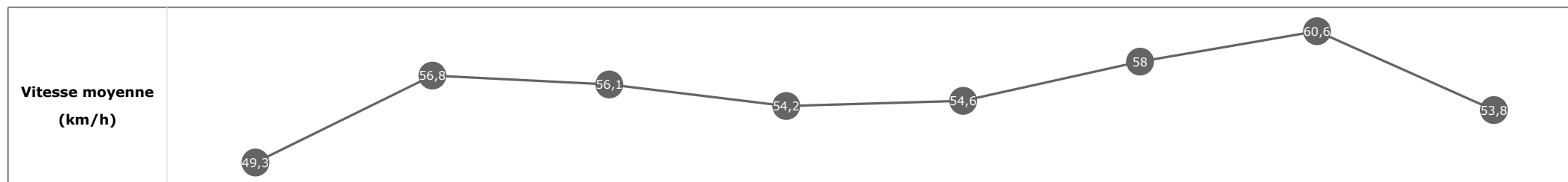


**Statistiques Tracking**  
**DEAUVILLE**  
**C2 - PRIX DES RESERVOIRS - 1600m**  
**mardi 19 octobre 2021 - 00:00**

Cheval **LIFE IN MOTION**  
 Jockey M. BARZALONA  
 Rang d'arrivée **6**  
 Temps de parcours **01:49.53**  
 Tronçon le plus rapide **00:11.83** (tronçon 400m - 200m)  
 Vitesse maximale **61,63** (tronçon 400m - 200m)  
 Vitesse moyenne **55**

**Données de tracking**

| Tronçons de 200m         | DEP<br>1400m    | 1400m<br>1200m  | 1200m<br>1000m  | 1000m<br>800m   | 800m<br>600m    | 600m<br>400m    | 400m<br>200m    | 200m<br>ARR     |
|--------------------------|-----------------|-----------------|-----------------|-----------------|-----------------|-----------------|-----------------|-----------------|
| <b>Temps de parcours</b> | <b>00:19.46</b> | <b>00:32.20</b> | <b>00:45.10</b> | <b>00:58.53</b> | <b>01:11.80</b> | <b>01:24.31</b> | <b>01:36.14</b> | <b>01:49.53</b> |
| Temps du tronçon         | 00:19.46        | 00:12.73        | 00:12.90        | 00:13.42        | 00:13.26        | 00:12.50        | 00:11.83        | 00:13.38        |
| <b>Vitesse moyenne</b>   | 49,3            | 56,8            | 56,1            | 54,2            | 54,6            | 58              | 60,6            | 53,8            |



**Statistiques Tracking**  
**DEAUVILLE**  
**C2 - PRIX DES RESERVOIRS - 1600m**  
**mardi 19 octobre 2021 - 00:00**

Cheval **ROCCIA NERA**  
 Jockey **S. PASQUIER**  
 Rang d'arrivée **7**  
 Temps de parcours **01:50.48**  
 Tronçon le plus rapide **00:12.09** (tronçon 400m - 200m)  
 Vitesse maximale **60,55** (tronçon 400m - 200m)  
 Vitesse moyenne **54,3**

**Données de tracking**

| Tronçons de 200m         | DEP<br>1400m    | 1400m<br>1200m  | 1200m<br>1000m  | 1000m<br>800m   | 800m<br>600m    | 600m<br>400m    | 400m<br>200m    | 200m<br>ARR     |
|--------------------------|-----------------|-----------------|-----------------|-----------------|-----------------|-----------------|-----------------|-----------------|
| <b>Temps de parcours</b> | <b>00:19.21</b> | <b>00:31.95</b> | <b>00:44.99</b> | <b>00:58.45</b> | <b>01:11.74</b> | <b>01:24.17</b> | <b>01:36.27</b> | <b>01:50.48</b> |
| Temps du tronçon         | 00:19.21        | 00:12.74        | 00:13.03        | 00:13.46        | 00:13.29        | 00:12.43        | 00:12.09        | 00:14.20        |
| <b>Vitesse moyenne</b>   | 50,1            | 56,4            | 55,4            | 53,1            | 54,2            | 57,7            | 59,6            | 50,7            |

