

**Statistiques Tracking  
PARISLONGCHAMP  
C1 - QATAR PRIX CHAUDENAY - 3000m  
samedi 1 octobre 2022 - 13:26  
Redk du 1er: 1'08"22**

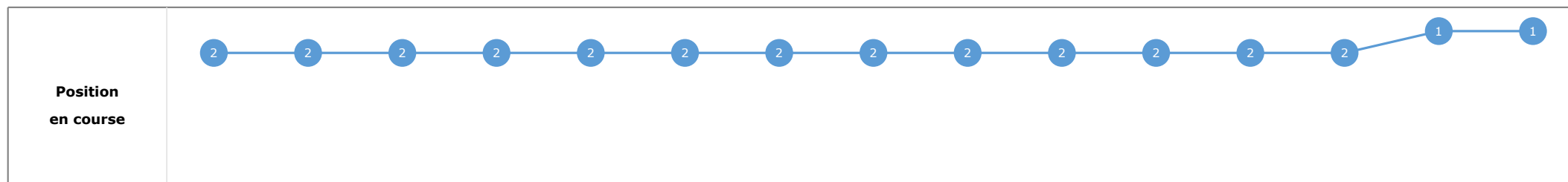
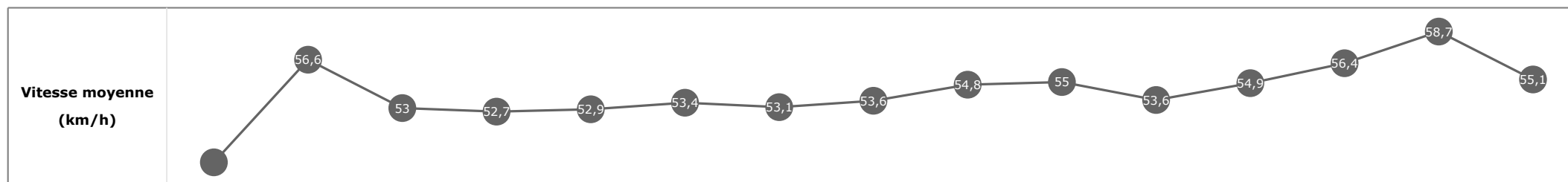
Partant (corde)	Cheval	Arrivée officielle	Tronçons de 200m Temps passage en tête Durée du tronçon		DEP - 1000m	1000m - 800m	800m - 600m	600m - 400m	400m - 200m	200m - ARR	Temps officiel	Derniers 600m	Parcoure vs. 1er
			Vitesse Max	200m les plus rapides	02:18.84 02:18.84	02:32.81 00:13.96	02:46.15 00:13.34	02:59.28 00:13.13	03:11.63 00:12.35	03:24.68 00:13.04			
2 (4)	<b>AL QAREEM</b> RL. MOORE	1	59,47 T5	00:12.33 T5	<b>02:19.08</b> 2 02:19.08	<b>02:32.98</b> 2 00:13.89	<b>02:46.19</b> 2 00:13.21	<b>02:59.30</b> 2 00:13.11	<b>03:11.63</b> 1 00:12.33	<b>03:24.68</b> 00:13.04	3'24"68	00:38.48	
4 (1)	<b>SOBER</b> M. GUYON	2	63,04 T1	00:12.28 T5	<b>02:19.57</b> 4 02:19.57	<b>02:33.19</b> 3 00:13.62	<b>02:46.43</b> 3 00:13.24	<b>02:59.42</b> 3 00:12.98	<b>03:11.70</b> 2 00:12.28	<b>03:24.69</b> 00:12.98	3'24"69	00:38.25	-6,46
1 (7)	<b>DUKE DE SESSA</b> C. SOUMILLON	3	62,75 T1	00:12.27 T5	<b>02:19.92</b> 7 02:19.92	<b>02:33.71</b> 7 00:13.78	<b>02:46.95</b> 7 00:13.23	<b>02:59.67</b> 5 00:12.72	<b>03:11.95</b> 5 00:12.27	<b>03:24.78</b> 00:12.82	3'24"78	00:37.82	4,77
3 (2)	<b>FASOL</b> S. PASQUIER	4	59,47 T5	00:12.48 T5	<b>02:19.37</b> 3 02:19.37	<b>02:33.22</b> 4 00:13.84	<b>02:46.46</b> 4 00:13.24	<b>02:59.28</b> 1 00:12.82	<b>03:11.76</b> 3 00:12.48	<b>03:25.17</b> 00:13.40	3'25"17	00:38.70	-2,55
7 (3)	<b>LA MEHANA</b> C. DEMURO	5	59,15 T5	00:12.43 T5	<b>02:19.66</b> 5 02:19.66	<b>02:33.48</b> 5 00:13.82	<b>02:46.68</b> 5 00:13.19	<b>02:59.48</b> 4 00:12.80	<b>03:11.92</b> 4 00:12.43	<b>03:25.19</b> 00:13.26	3'25"19	00:38.50	3,12
5 (5)	<b>ERMELIE</b> R. PIECHULEK	6	61,38 T3	00:12.86 T5	<b>02:19.86</b> 6 02:19.86	<b>02:33.49</b> 6 00:13.63	<b>02:46.73</b> 6 00:13.24	<b>02:59.89</b> 6 00:13.15	<b>03:12.75</b> 6 00:12.86	<b>03:26.97</b> 00:14.21	3'26"97	00:40.23	1,03
6 (6)	<b>WHILEUWERESLEEPING</b> T. MARQUAND	7	60,84 T1	00:13.34 T3	<b>02:18.84</b> 1 02:18.84	<b>02:32.81</b> 1 00:13.96	<b>02:46.15</b> 1 00:13.34	<b>03:00.00</b> 7 00:13.85	<b>03:14.34</b> 7 00:14.34	<b>03:30.95</b> 00:16.60	3'30"95	00:44.79	0,04

**Statistiques Tracking  
PARISLONGCHAMP  
C1 - QATAR PRIX CHAUDENAY - 3000m  
samedi 1 octobre 2022 - 13:26  
Redk du 1er: 1'08"22**

Cheval **AL QAREEM**  
 Jockey **RL. MOORE**  
 Rang d'arrivée **1**  
 Temps de parcours **03:24.68** redk : **1'08"22**  
 Tronçon le plus rapide **00:12.33** (tronçon 400m - 200m)  
 Vitesse maximale **59,47** (tronçon 400m - 200m)  
 Vitesse moyenne **54**

**Données de tracking**

Tronçons de 200m	DEP 2800m	2800m 2600m	2600m 2400m	2400m 2200m	2200m 2000m	2000m 1800m	1800m 1600m	1600m 1400m	1400m 1200m	1200m 1000m	1000m 800m	800m 600m	600m 400m	400m 200m	200m ARR
<b>Temps de parcours</b>	<b>00:17.31</b>	<b>00:30.53</b>	<b>00:44.51</b>	<b>00:58.25</b>	<b>01:11.59</b>	<b>01:24.91</b>	<b>01:38.57</b>	<b>01:52.09</b>	<b>02:05.64</b>	<b>02:19.08</b>	<b>02:32.98</b>	<b>02:46.19</b>	<b>02:59.30</b>	<b>03:11.63</b>	<b>03:24.68</b>
Temps du tronçon	00:17.31	00:13.21	00:13.97	00:13.74	00:13.33	00:13.32	00:13.66	00:13.51	00:13.55	00:13.44	00:13.89	00:13.21	00:13.11	00:12.33	00:13.04
<b>Vitesse moyenne</b>	49	56,6	53	52,7	52,9	53,4	53,1	53,6	54,8	55	53,6	54,9	56,4	58,7	55,1


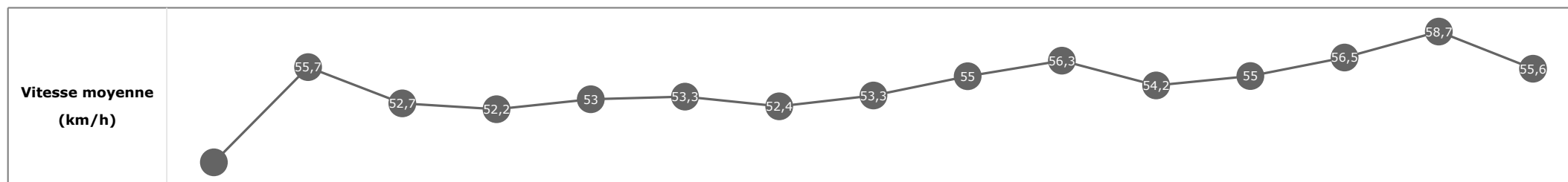


**Statistiques Tracking  
PARISLONGCHAMP  
C1 - QATAR PRIX CHAUDENAY - 3000m  
samedi 1 octobre 2022 - 13:26  
Redk du 1er: 1'08"22**

Cheval **SOBER**  
 Jockey **M. GUYON**  
 Rang d'arrivée **2**  
 Temps de parcours **03:24.69** redk : **1'08"23**  
 Tronçon le plus rapide **00:12.28** (tronçon 400m - 200m)  
 Vitesse maximale **63,04** (tronçon 1200m - 1000m)  
 Vitesse moyenne **53,9**

**Données de tracking**

Tronçons de 200m	DEP 2800m	2800m 2600m	2600m 2400m	2400m 2200m	2200m 2000m	2000m 1800m	1800m 1600m	1600m 1400m	1400m 1200m	1200m 1000m	1000m 800m	800m 600m	600m 400m	400m 200m	200m ARR
<b>Temps de parcours</b>	<b>00:17.84</b>	<b>00:31.14</b>	<b>00:45.17</b>	<b>00:58.89</b>	<b>01:12.26</b>	<b>01:25.66</b>	<b>01:39.39</b>	<b>01:52.97</b>	<b>02:06.38</b>	<b>02:19.57</b>	<b>02:33.19</b>	<b>02:46.43</b>	<b>02:59.42</b>	<b>03:11.70</b>	<b>03:24.69</b>
Temps du tronçon	00:17.84	00:13.30	00:14.02	00:13.71	00:13.37	00:13.39	00:13.73	00:13.58	00:13.40	00:13.18	00:13.62	00:13.24	00:12.98	00:12.28	00:12.98
<b>Vitesse moyenne</b>	47,7	55,7	52,7	52,2	53	53,3	52,4	53,3	55	56,3	54,2	55	56,5	58,7	55,6

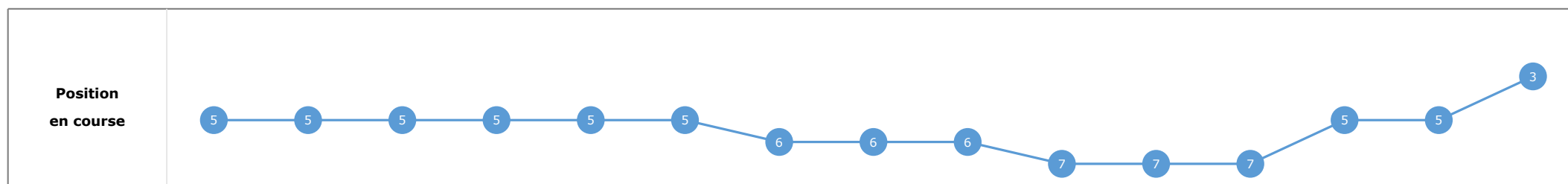
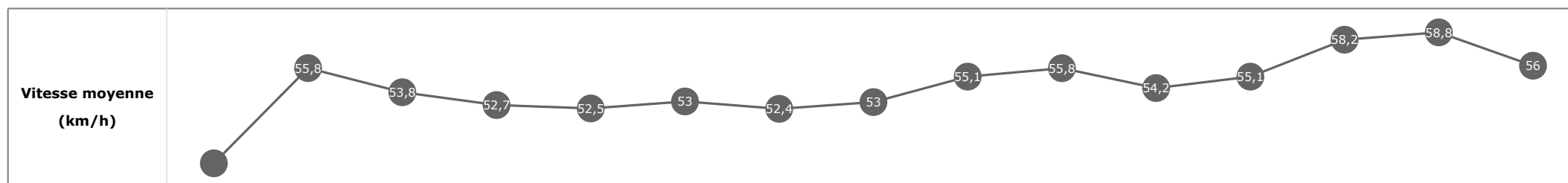


**Statistiques Tracking  
PARISLONGCHAMP  
C1 - QATAR PRIX CHAUDENAY - 3000m  
samedi 1 octobre 2022 - 13:26  
Redk du 1er: 1'08"22**

Cheval **DUKE DE SESSA**  
 Jockey **C. SOUMILLON**  
 Rang d'arrivée **3**  
 Temps de parcours **03:24.78** redk : **1'08"26**  
 Tronçon le plus rapide **00:12.27** (tronçon 400m - 200m)  
 Vitesse maximale **62,75** (tronçon 1200m - 1000m)  
 Vitesse moyenne **54,1**

**Données de tracking**

Tronçons de 200m	DEP 2800m	2800m 2600m	2600m 2400m	2400m 2200m	2200m 2000m	2000m 1800m	1800m 1600m	1600m 1400m	1400m 1200m	1200m 1000m	1000m 800m	800m 600m	600m 400m	400m 200m	200m ARR
<b>Temps de parcours</b>	<b>00:17.71</b>	<b>00:31.02</b>	<b>00:44.98</b>	<b>00:58.74</b>	<b>01:12.18</b>	<b>01:25.65</b>	<b>01:39.44</b>	<b>01:53.02</b>	<b>02:06.56</b>	<b>02:19.92</b>	<b>02:33.71</b>	<b>02:46.95</b>	<b>02:59.67</b>	<b>03:11.95</b>	<b>03:24.78</b>
Temps du tronçon	00:17.71	00:13.31	00:13.95	00:13.76	00:13.44	00:13.46	00:13.78	00:13.58	00:13.54	00:13.35	00:13.78	00:13.23	00:12.72	00:12.27	00:12.82
<b>Vitesse moyenne</b>	47,9	55,8	53,8	52,7	52,5	53	52,4	53	55,1	55,8	54,2	55,1	58,2	58,8	56

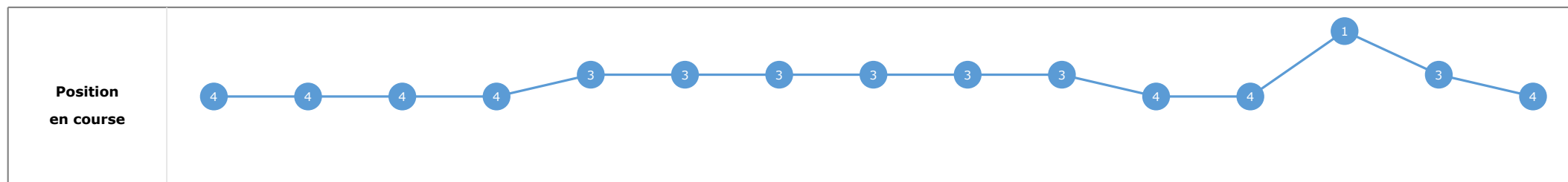
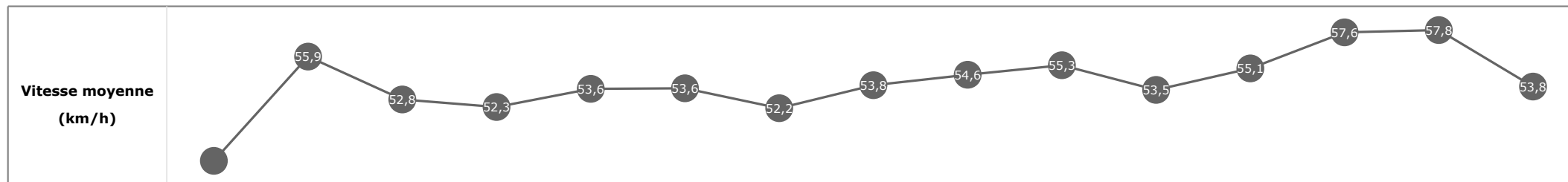


**Statistiques Tracking  
PARISLONGCHAMP  
C1 - QATAR PRIX CHAUDENAY - 3000m  
samedi 1 octobre 2022 - 13:26  
Redk du 1er: 1'08"22**

Cheval **FASOL**  
 Jockey **S. PASQUIER**  
 Rang d'arrivée **4**  
 Temps de parcours **03:25.17** redk : **1'08"39**  
 Tronçon le plus rapide **00:12.48** (tronçon 400m - 200m)  
 Vitesse maximale **59,47** (tronçon 400m - 200m)  
 Vitesse moyenne **53,9**

**Données de tracking**

Tronçons de 200m	DEP 2800m	2800m 2600m	2600m 2400m	2400m 2200m	2200m 2000m	2000m 1800m	1800m 1600m	1600m 1400m	1400m 1200m	1200m 1000m	1000m 800m	800m 600m	600m 400m	400m 200m	200m ARR
<b>Temps de parcours</b>	<b>00:17.51</b>	<b>00:30.79</b>	<b>00:44.78</b>	<b>00:58.55</b>	<b>01:11.70</b>	<b>01:25.05</b>	<b>01:38.88</b>	<b>01:52.36</b>	<b>02:05.94</b>	<b>02:19.37</b>	<b>02:33.22</b>	<b>02:46.46</b>	<b>02:59.28</b>	<b>03:11.76</b>	<b>03:25.17</b>
Temps du tronçon	00:17.51	00:13.28	00:13.99	00:13.76	00:13.15	00:13.34	00:13.83	00:13.47	00:13.58	00:13.42	00:13.84	00:13.24	00:12.82	00:12.48	00:13.40
<b>Vitesse moyenne</b>	48,4	55,9	52,8	52,3	53,6	53,6	52,2	53,8	54,6	55,3	53,5	55,1	57,6	57,8	53,8

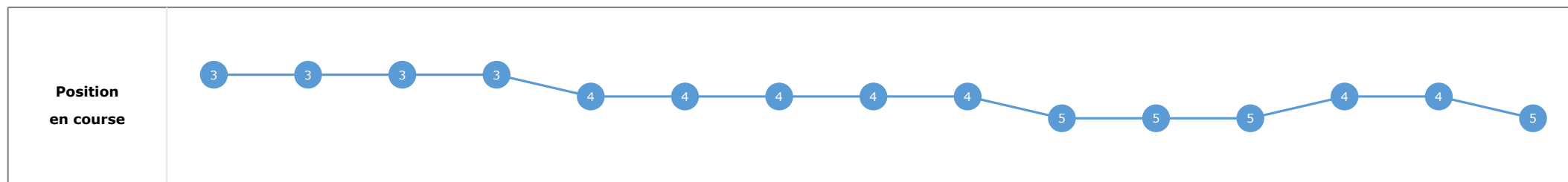
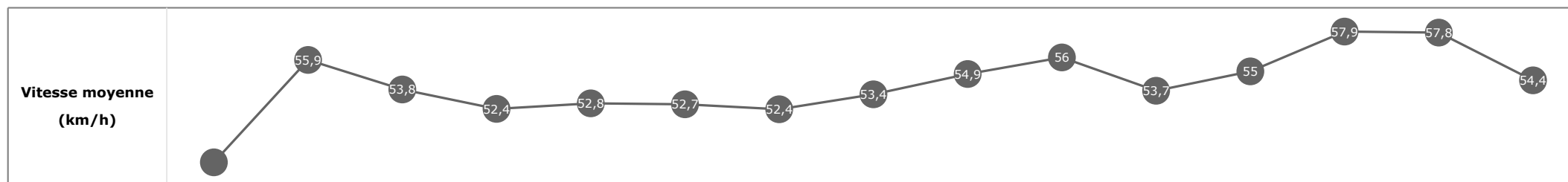


**Statistiques Tracking  
PARISLONGCHAMP  
C1 - QATAR PRIX CHAUDENAY - 3000m  
samedi 1 octobre 2022 - 13:26  
Redk du 1er: 1'08"22**

Cheval **LA MEHANA**  
 Jockey **C. DEMURO**  
 Rang d'arrivée **5**  
 Temps de parcours **03:25.19** redk : **1'08"39**  
 Tronçon le plus rapide **00:12.43** (tronçon 400m - 200m)  
 Vitesse maximale **59,15** (tronçon 400m - 200m)  
 Vitesse moyenne **54**

**Données de tracking**

Tronçons de 200m	DEP 2800m	2800m 2600m	2600m 2400m	2400m 2200m	2200m 2000m	2000m 1800m	1800m 1600m	1600m 1400m	1400m 1200m	1200m 1000m	1000m 800m	800m 600m	600m 400m	400m 200m	200m ARR
<b>Temps de parcours</b>	<b>00:17.47</b>	<b>00:30.77</b>	<b>00:44.68</b>	<b>00:58.50</b>	<b>01:11.94</b>	<b>01:25.39</b>	<b>01:39.20</b>	<b>01:52.78</b>	<b>02:06.30</b>	<b>02:19.66</b>	<b>02:33.48</b>	<b>02:46.68</b>	<b>02:59.48</b>	<b>03:11.92</b>	<b>03:25.19</b>
Temps du tronçon	00:17.47	00:13.29	00:13.90	00:13.81	00:13.44	00:13.45	00:13.80	00:13.57	00:13.52	00:13.36	00:13.82	00:13.19	00:12.80	00:12.43	00:13.26
<b>Vitesse moyenne</b>	48,6	55,9	53,8	52,4	52,8	52,7	52,4	53,4	54,9	56	53,7	55	57,9	57,8	54,4

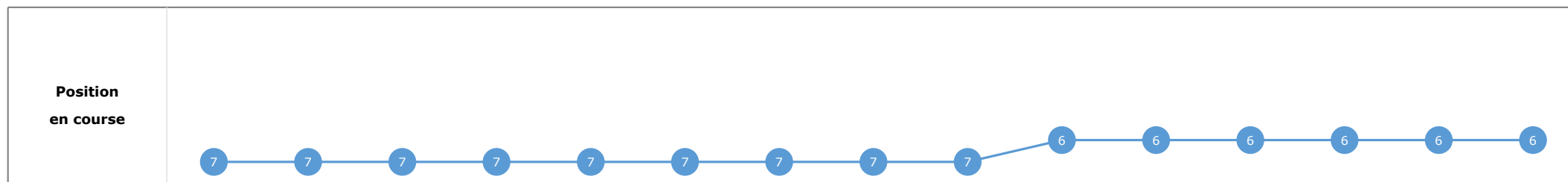
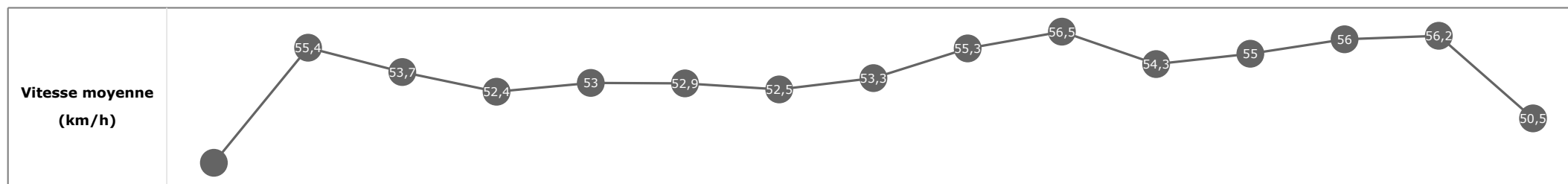


**Statistiques Tracking  
PARISLONGCHAMP  
C1 - QATAR PRIX CHAUDENAY - 3000m  
samedi 1 octobre 2022 - 13:26  
Redk du 1er: 1'08"22**

Cheval **ERMELIE**  
 Jockey **R. PIECHULEK**  
 Rang d'arrivée **6**  
 Temps de parcours **03:26.97** redk : **1'08"99**  
 Tronçon le plus rapide **00:12.86** (tronçon 400m - 200m)  
 Vitesse maximale **61,38** (tronçon 800m - 600m)  
 Vitesse moyenne **53,5**

**Données de tracking**

Tronçons de 200m	DEP 2800m	2800m 2600m	2600m 2400m	2400m 2200m	2200m 2000m	2000m 1800m	1800m 1600m	1600m 1400m	1400m 1200m	1200m 1000m	1000m 800m	800m 600m	600m 400m	400m 200m	200m ARR
<b>Temps de parcours</b>	<b>00:17.95</b>	<b>00:31.31</b>	<b>00:45.26</b>	<b>00:59.02</b>	<b>01:12.40</b>	<b>01:25.87</b>	<b>01:39.65</b>	<b>01:53.25</b>	<b>02:06.65</b>	<b>02:19.86</b>	<b>02:33.49</b>	<b>02:46.73</b>	<b>02:59.89</b>	<b>03:12.75</b>	<b>03:26.97</b>
Temps du tronçon	00:17.95	00:13.35	00:13.95	00:13.75	00:13.37	00:13.47	00:13.78	00:13.59	00:13.40	00:13.20	00:13.63	00:13.24	00:13.15	00:12.86	00:14.21
<b>Vitesse moyenne</b>	47,4	55,4	53,7	52,4	53	52,9	52,5	53,3	55,3	56,5	54,3	55	56	56,2	50,5



**Statistiques Tracking  
PARISLONGCHAMP  
C1 - QATAR PRIX CHAUDENAY - 3000m  
samedi 1 octobre 2022 - 13:26  
Redk du 1er: 1'08"22**

Cheval **WHILEUWERESLEEPING**  
 Jockey **T. MARQUAND**  
 Rang d'arrivée **7**  
 Temps de parcours **03:30.95** redk : **1'10"31**  
 Tronçon le plus rapide **00:13.34** (tronçon 800m - 600m)  
 Vitesse maximale **60,84** (tronçon 1200m - 1000m)  
 Vitesse moyenne **52,4**

**Données de tracking**

Tronçons de 200m	DEP 2800m	2800m 2600m	2600m 2400m	2400m 2200m	2200m 2000m	2000m 1800m	1800m 1600m	1600m 1400m	1400m 1200m	1200m 1000m	1000m 800m	800m 600m	600m 400m	400m 200m	200m ARR
<b>Temps de parcours</b>	<b>00:17.22</b>	<b>00:30.32</b>	<b>00:44.25</b>	<b>00:57.97</b>	<b>01:11.37</b>	<b>01:24.66</b>	<b>01:38.28</b>	<b>01:51.89</b>	<b>02:05.44</b>	<b>02:18.84</b>	<b>02:32.81</b>	<b>02:46.15</b>	<b>03:00.00</b>	<b>03:14.34</b>	<b>03:30.95</b>
Temps du tronçon	00:17.22	00:13.10	00:13.93	00:13.71	00:13.40	00:13.28	00:13.61	00:13.61	00:13.54	00:13.40	00:13.96	00:13.34	00:13.85	00:14.34	00:16.60
<b>Vitesse moyenne</b>	49,2	57	54,8	52,3	52,7	53,7	53	53	54,6	55,3	52,7	54,6	53	50,4	43,3

