

**Statistiques Tracking  
SAINT-CLOUD  
C6 - PRIX DE LA COTE D'AZUR - 2400m  
mardi 28 mars 2023 - 00:00  
Redk du 1er: 1'07"50**

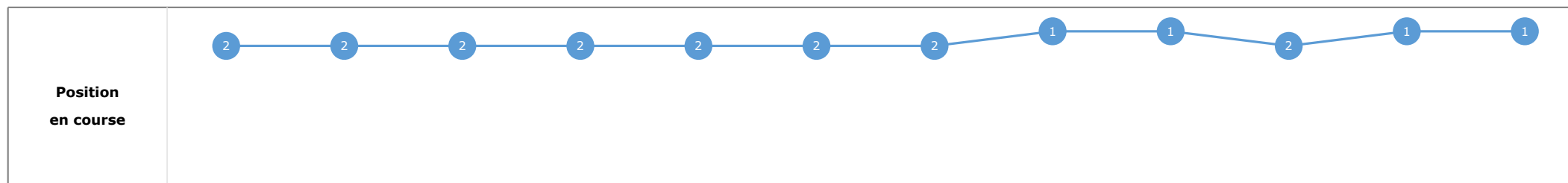
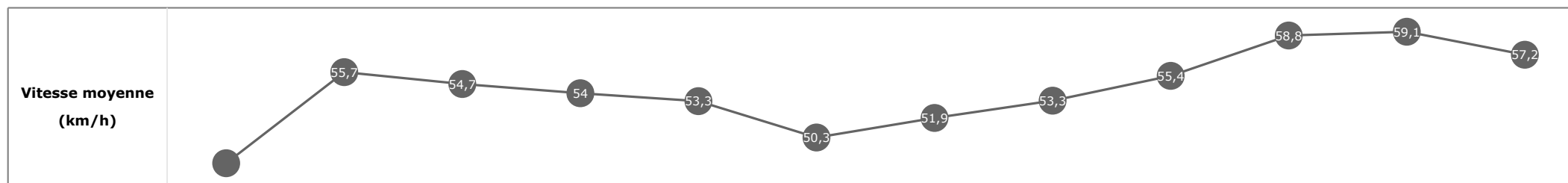
Partant (corde)	Cheval	Arrivée officielle	Tronçons de 200m Temps passage en tête Durée du tronçon		DEP - 1000m	1000m - 800m	800m - 600m	600m - 400m	400m - 200m	200m - ARR	Temps officiel	Derniers 600m	Parcouru vs. 1er					
			Vitesse Max	200m les plus rapides	01:37.14 01:37.14	01:51.07 00:13.93	02:04.64 00:13.57	02:17.13 00:12.48	02:29.40 00:12.26	02:42.02 00:12.61				T1	T2	T3	T4	T5
<b>10</b> (1)	<b>CIVNYAN</b> A. CRASTUS	1	60,08 T5	00:12.15 T5	<b>01:37.25</b> 01:37.25	2	<b>01:51.07</b> 00:13.82	1	<b>02:04.64</b> 00:13.57	1	<b>02:17.25</b> 00:12.60	2	<b>02:29.40</b> 00:12.15	1	<b>02:42.02</b> 00:12.61	2'42"02	00:37.37	
<b>9</b> (4)	<b>SHANGHAI SPIRIT</b> C. SOUMILLON	2	61,85 T4	00:12.09 T5	<b>01:37.88</b> 01:37.88	7	<b>01:51.92</b> 00:14.03	8	<b>02:05.07</b> 00:13.15	6	<b>02:17.35</b> 00:12.28	4	<b>02:29.45</b> 00:12.09	3	<b>02:42.09</b> 00:12.64	2'42"10	00:37.02	8,51
<b>2</b> (2)	<b>AK ISHAN</b> D. SANTIAGO	3	61,42 T4	00:12.17 T5	<b>01:37.54</b> 01:37.54	4	<b>01:51.60</b> 00:14.06	5	<b>02:05.05</b> 00:13.44	5	<b>02:17.34</b> 00:12.28	3	<b>02:29.52</b> 00:12.17	4	<b>02:42.47</b> 00:12.95	2'42"48	00:37.42	-1,16
<b>1</b> (5)	<b>DROVKA</b> M. BARZALONA	4	63,40 T3	00:12.28 T4	<b>01:37.81</b> 01:37.81	6	<b>01:51.48</b> 00:13.67	3	<b>02:04.85</b> 00:13.36	3	<b>02:17.13</b> 00:12.28	1	<b>02:29.43</b> 00:12.30	2	<b>02:42.70</b> 00:13.27	2'42"71	00:37.85	-2,34
<b>7</b> (10)	<b>SIXUNION</b> A. BOURGEAIS	5	64,73 T4	00:12.16 T5	<b>01:37.62</b> 01:37.62	5	<b>01:51.69</b> 00:14.06	6	<b>02:05.08</b> 00:13.39	7	<b>02:17.42</b> 00:12.33	6	<b>02:29.58</b> 00:12.16	5	<b>02:42.74</b> 00:13.16	2'42"75	00:37.65	10,17
<b>5</b> (8)	<b>LADY LOU</b> E. ETIENNE	6	61,38 T4	00:12.25 T5	<b>01:37.44</b> 01:37.44	3	<b>01:51.57</b> 00:14.13	4	<b>02:04.93</b> 00:13.36	4	<b>02:17.36</b> 00:12.42	5	<b>02:29.61</b> 00:12.25	6	<b>02:42.93</b> 00:13.31		00:37.99	7,67
<b>6</b> (3)	<b>VYBORG</b> A. DUORTE	7	59,83 T4	00:12.37 T4	<b>01:38.06</b> 01:38.06	8	<b>01:51.88</b> 00:13.82	7	<b>02:05.12</b> 00:13.24	8	<b>02:17.49</b> 00:12.37	7	<b>02:29.91</b> 00:12.41	8	<b>02:43.02</b> 00:13.11		00:37.90	-3,28
<b>3</b> (6)	<b>DAY OFF</b> R. MANGIONE	8	61,27 T4	00:12.22 T5	<b>01:38.31</b> 01:38.31	10	<b>01:52.23</b> 00:13.91	10	<b>02:05.38</b> 00:13.15	10	<b>02:17.66</b> 00:12.28	9	<b>02:29.89</b> 00:12.22	7	<b>02:43.16</b> 00:13.27		00:37.77	-2,92
<b>8</b> (9)	<b>LUCAS TREZY</b> T. BACHELOT	9	59,04 T4	00:12.55 T5	<b>01:37.14</b> 01:37.14	1	<b>01:51.35</b> 00:14.21	2	<b>02:04.80</b> 00:13.44	2	<b>02:17.55</b> 00:12.75	8	<b>02:30.10</b> 00:12.55	9	<b>02:43.91</b> 00:13.80		00:39.11	4,66
<b>4</b> (7)	<b>THE GREAT GABI</b> G. MEURY	10	60,52 T4	00:12.38 T4	<b>01:38.15</b> 01:38.15	9	<b>01:52.20</b> 00:14.05	9	<b>02:05.32</b> 00:13.12	9	<b>02:17.71</b> 00:12.38	10	<b>02:30.33</b> 00:12.61	10	<b>02:44.53</b> 00:14.20		00:39.20	6,69

**Statistiques Tracking  
SAINT-CLOUD  
C6 - PRIX DE LA COTE D'AZUR - 2400m  
mardi 28 mars 2023 - 00:00  
Redk du 1er: 1'07"50**

Cheval **CIVNYAN**  
 Jockey **A. CRASTUS**  
 Rang d'arrivée **1**  
 Temps de parcours **02:42.02** redk : **1'07"50**  
 Tronçon le plus rapide **00:12.15** (tronçon 400m - 200m)  
 Vitesse maximale **60,08** (tronçon 400m - 200m)  
 Vitesse moyenne **54,1**

**Données de tracking**

Tronçons de 200m	DEP 2200m	2200m 2000m	2000m 1800m	1800m 1600m	1600m 1400m	1400m 1200m	1200m 1000m	1000m 800m	800m 600m	600m 400m	400m 200m	200m ARR
<b>Temps de parcours</b>	<b>00:14.95</b>	<b>00:27.87</b>	<b>00:41.16</b>	<b>00:54.98</b>	<b>01:09.03</b>	<b>01:23.30</b>	<b>01:37.25</b>	<b>01:51.07</b>	<b>02:04.64</b>	<b>02:17.25</b>	<b>02:29.40</b>	<b>02:42.02</b>
Temps du tronçon	00:14.95	00:12.91	00:13.29	00:13.82	00:14.04	00:14.27	00:13.95	00:13.82	00:13.57	00:12.60	00:12.15	00:12.61
<b>Vitesse moyenne</b>	48,1	55,7	54,7	54	53,3	50,3	51,9	53,3	55,4	58,8	59,1	57,2

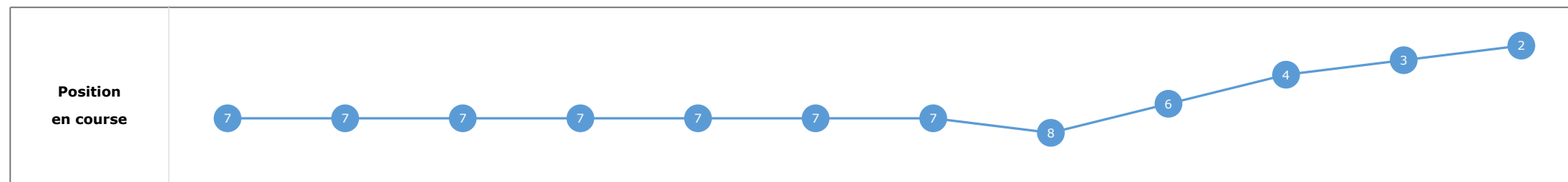
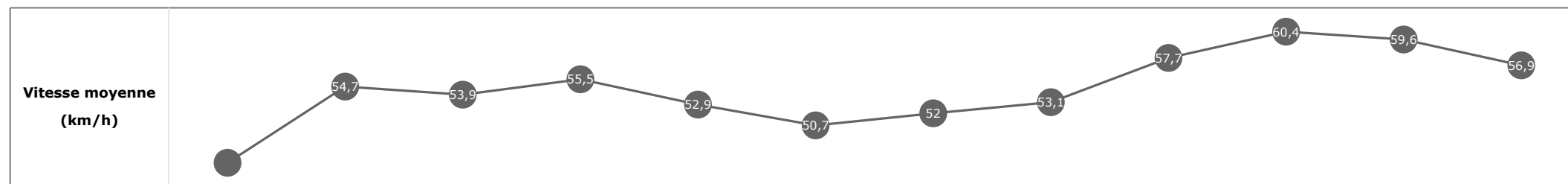


**Statistiques Tracking  
SAINT-CLOUD  
C6 - PRIX DE LA COTE D'AZUR - 2400m  
mardi 28 mars 2023 - 00:00  
Redk du 1er: 1'07"50**

Cheval **SHANGHAI SPIRIT**  
 Jockey **C. SOUMILLON**  
 Rang d'arrivée **2**  
 Temps de parcours **02:42.09** redk : **1'07"54**  
 Tronçon le plus rapide **00:12.09** (tronçon 400m - 200m)  
 Vitesse maximale **61,85** (tronçon 600m - 400m)  
 Vitesse moyenne **54,3**

**Données de tracking**

Tronçons de 200m	DEP 2200m	2200m 2000m	2000m 1800m	1800m 1600m	1600m 1400m	1400m 1200m	1200m 1000m	1000m 800m	800m 600m	600m 400m	400m 200m	200m ARR
<b>Temps de parcours</b>	<b>00:15.30</b>	<b>00:28.52</b>	<b>00:42.06</b>	<b>00:55.66</b>	<b>01:09.84</b>	<b>01:24.00</b>	<b>01:37.88</b>	<b>01:51.92</b>	<b>02:05.07</b>	<b>02:17.35</b>	<b>02:29.45</b>	<b>02:42.09</b>
Temps du tronçon	00:15.30	00:13.22	00:13.53	00:13.60	00:14.17	00:14.16	00:13.87	00:14.03	00:13.15	00:12.28	00:12.09	00:12.64
<b>Vitesse moyenne</b>	46,9	54,7	53,9	55,5	52,9	50,7	52	53,1	57,7	60,4	59,6	56,9

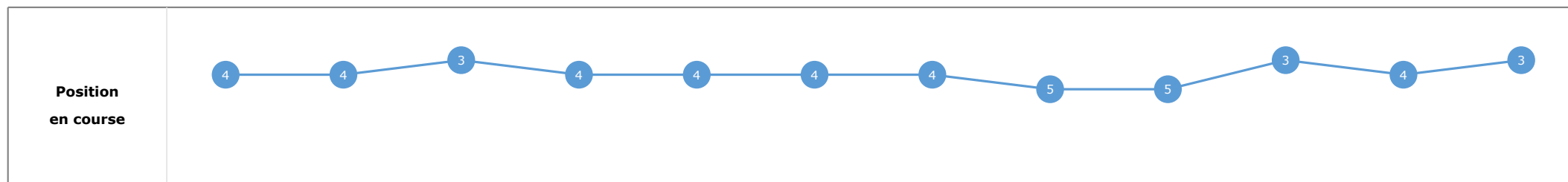
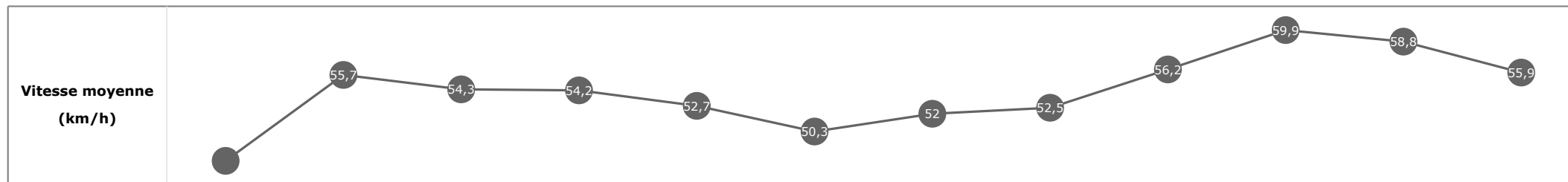


**Statistiques Tracking  
SAINT-CLOUD  
C6 - PRIX DE LA COTE D'AZUR - 2400m  
mardi 28 mars 2023 - 00:00  
Redk du 1er: 1'07"50**

Cheval **AK ISHAN**  
 Jockey **D. SANTIAGO**  
 Rang d'arrivée **3**  
 Temps de parcours **02:42.47** redk : **1'07"70**  
 Tronçon le plus rapide **00:12.17** (tronçon 400m - 200m)  
 Vitesse maximale **61,42** (tronçon 600m - 400m)  
 Vitesse moyenne **54**

**Données de tracking**

Tronçons de 200m	DEP 2200m	2200m 2000m	2000m 1800m	1800m 1600m	1600m 1400m	1400m 1200m	1200m 1000m	1000m 800m	800m 600m	600m 400m	400m 200m	200m ARR
<b>Temps de parcours</b>	<b>00:15.10</b>	<b>00:28.07</b>	<b>00:41.42</b>	<b>00:55.23</b>	<b>01:09.33</b>	<b>01:23.61</b>	<b>01:37.54</b>	<b>01:51.60</b>	<b>02:05.05</b>	<b>02:17.34</b>	<b>02:29.52</b>	<b>02:42.47</b>
Temps du tronçon	00:15.10	00:12.96	00:13.35	00:13.81	00:14.10	00:14.27	00:13.92	00:14.06	00:13.44	00:12.28	00:12.17	00:12.95
<b>Vitesse moyenne</b>	47,5	55,7	54,3	54,2	52,7	50,3	52	52,5	56,2	59,9	58,8	55,9

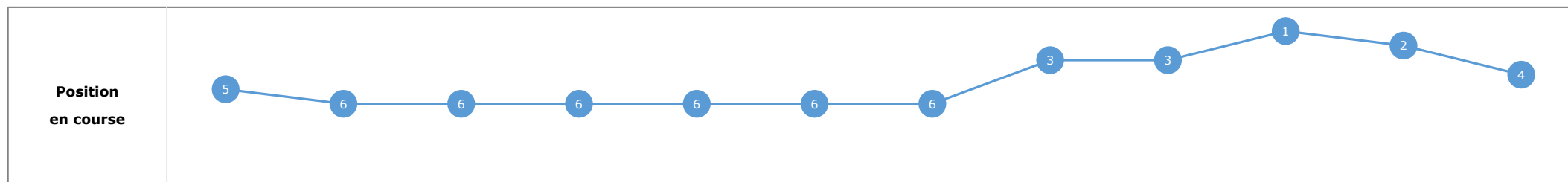
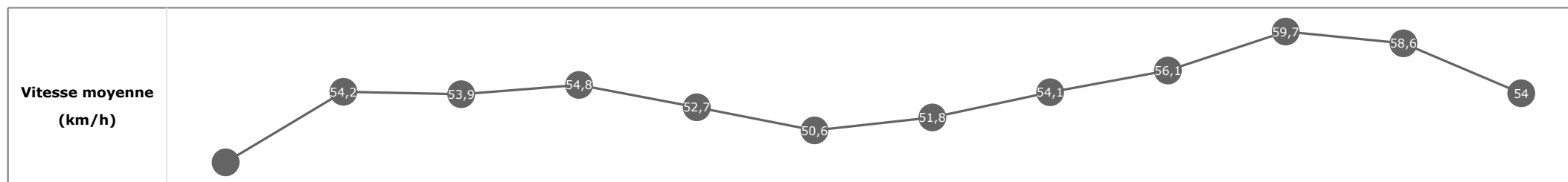


**Statistiques Tracking  
SAINT-CLOUD  
C6 - PRIX DE LA COTE D'AZUR - 2400m  
mardi 28 mars 2023 - 00:00  
Redk du 1er: 1'07"50**

Cheval **DROVKA**  
 Jockey **M. BARZALONA**  
 Rang d'arrivée **4**  
 Temps de parcours **02:42.70** redk : **1'07"79**  
 Tronçon le plus rapide **00:12.28** (tronçon 600m - 400m)  
 Vitesse maximale **63,40** (tronçon 800m - 600m)  
 Vitesse moyenne **53,9**

**Données de tracking**

Tronçons de 200m	DEP 2200m	2200m 2000m	2000m 1800m	1800m 1600m	1600m 1400m	1400m 1200m	1200m 1000m	1000m 800m	800m 600m	600m 400m	400m 200m	200m ARR
<b>Temps de parcours</b>	<b>00:15.12</b>	<b>00:28.32</b>	<b>00:41.81</b>	<b>00:55.53</b>	<b>01:09.67</b>	<b>01:23.91</b>	<b>01:37.81</b>	<b>01:51.48</b>	<b>02:04.85</b>	<b>02:17.13</b>	<b>02:29.43</b>	<b>02:42.70</b>
Temps du tronçon	00:15.12	00:13.19	00:13.48	00:13.72	00:14.13	00:14.23	00:13.90	00:13.67	00:13.36	00:12.28	00:12.30	00:13.27
<b>Vitesse moyenne</b>	47,7	54,2	53,9	54,8	52,7	50,6	51,8	54,1	56,1	59,7	58,6	54

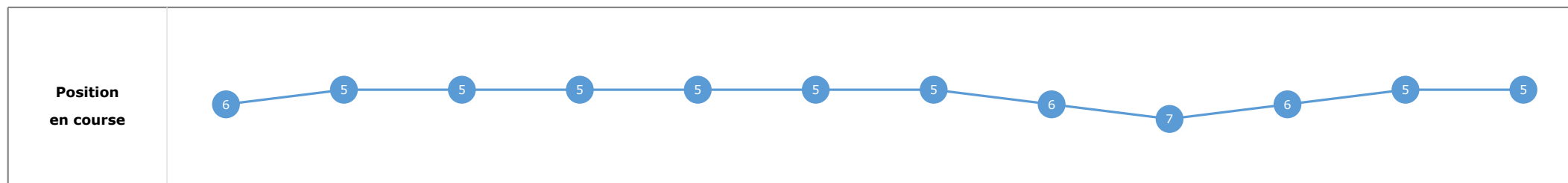
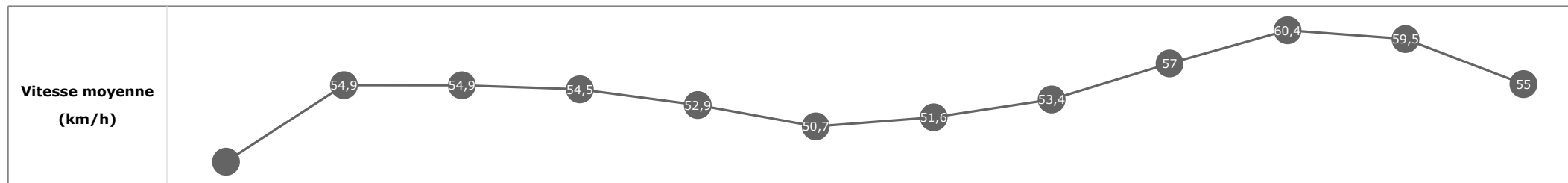


**Statistiques Tracking  
SAINT-CLOUD  
C6 - PRIX DE LA COTE D'AZUR - 2400m  
mardi 28 mars 2023 - 00:00  
Redk du 1er: 1'07"50**

Cheval **SIXUNION**  
 Jockey **A. BOURGEOIS**  
 Rang d'arrivée **5**  
 Temps de parcours **02:42.74** redk : **1'07"81**  
 Tronçon le plus rapide **00:12.16** (tronçon 400m - 200m)  
 Vitesse maximale **64,73** (tronçon 600m - 400m)  
 Vitesse moyenne **54,1**

**Données de tracking**

Tronçons de 200m	DEP 2200m	2200m 2000m	2000m 1800m	1800m 1600m	1600m 1400m	1400m 1200m	1200m 1000m	1000m 800m	800m 600m	600m 400m	400m 200m	200m ARR
<b>Temps de parcours</b>	<b>00:15.25</b>	<b>00:28.31</b>	<b>00:41.74</b>	<b>00:55.42</b>	<b>01:09.49</b>	<b>01:23.70</b>	<b>01:37.62</b>	<b>01:51.69</b>	<b>02:05.08</b>	<b>02:17.42</b>	<b>02:29.58</b>	<b>02:42.74</b>
Temps du tronçon	00:15.25	00:13.06	00:13.42	00:13.68	00:14.07	00:14.21	00:13.92	00:14.06	00:13.39	00:12.33	00:12.16	00:13.16
<b>Vitesse moyenne</b>	47,2	54,9	54,9	54,5	52,9	50,7	51,6	53,4	57	60,4	59,5	55

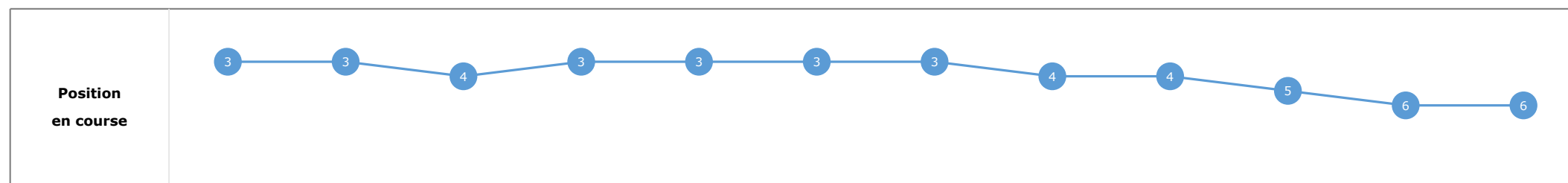
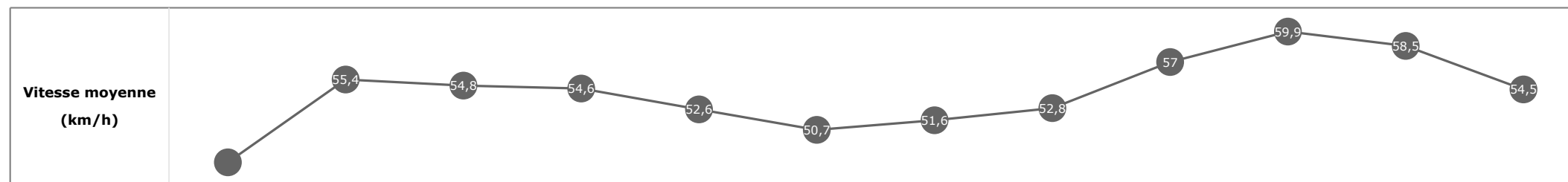


**Statistiques Tracking  
SAINT-CLOUD  
C6 - PRIX DE LA COTE D'AZUR - 2400m  
mardi 28 mars 2023 - 00:00  
Redk du 1er: 1'07"50**

Cheval **LADY LOU**  
 Jockey **E. ETIENNE**  
 Rang d'arrivée **6**  
 Temps de parcours **02:42.93**  
 Tronçon le plus rapide **00:12.25** (tronçon 400m - 200m)  
 Vitesse maximale **61,38** (tronçon 600m - 400m)  
 Vitesse moyenne **54**

**Données de tracking**

Tronçons de 200m	DEP 2200m	2200m 2000m	2000m 1800m	1800m 1600m	1600m 1400m	1400m 1200m	1200m 1000m	1000m 800m	800m 600m	600m 400m	400m 200m	200m ARR
<b>Temps de parcours</b>	<b>00:15.02</b>	<b>00:28.06</b>	<b>00:41.44</b>	<b>00:55.11</b>	<b>01:09.19</b>	<b>01:23.45</b>	<b>01:37.44</b>	<b>01:51.57</b>	<b>02:04.93</b>	<b>02:17.36</b>	<b>02:29.61</b>	<b>02:42.93</b>
Temps du tronçon	00:15.02	00:13.04	00:13.37	00:13.66	00:14.08	00:14.25	00:13.98	00:14.13	00:13.36	00:12.42	00:12.25	00:13.31
<b>Vitesse moyenne</b>	47,7	55,4	54,8	54,6	52,6	50,7	51,6	52,8	57	59,9	58,5	54,5

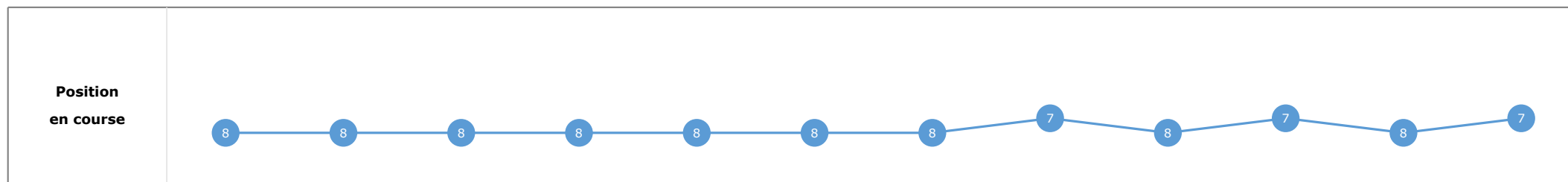
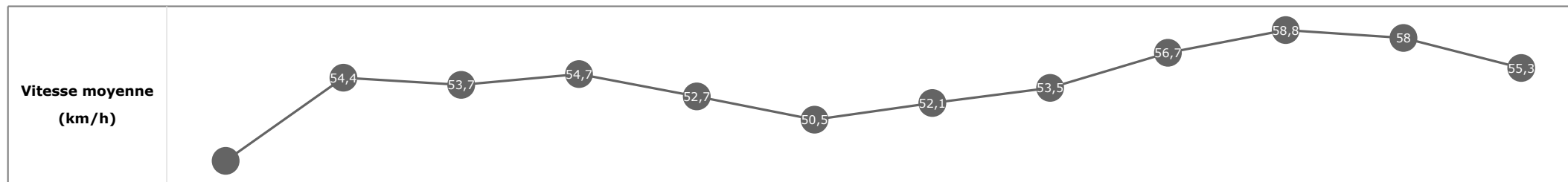


**Statistiques Tracking  
SAINT-CLOUD  
C6 - PRIX DE LA COTE D'AZUR - 2400m  
mardi 28 mars 2023 - 00:00  
Redk du 1er: 1'07"50**

Cheval **VYBORG**  
 Jockey **A. DUORTE**  
 Rang d'arrivée **7**  
 Temps de parcours **02:43.02**  
 Tronçon le plus rapide **00:12.37** (tronçon 600m - 400m)  
 Vitesse maximale **59,83** (tronçon 600m - 400m)  
 Vitesse moyenne **53,7**

**Données de tracking**

Tronçons de 200m	DEP 2200m	2200m 2000m	2000m 1800m	1800m 1600m	1600m 1400m	1400m 1200m	1200m 1000m	1000m 800m	800m 600m	600m 400m	400m 200m	200m ARR
<b>Temps de parcours</b>	<b>00:15.42</b>	<b>00:28.59</b>	<b>00:42.16</b>	<b>00:55.80</b>	<b>01:09.95</b>	<b>01:24.19</b>	<b>01:38.06</b>	<b>01:51.88</b>	<b>02:05.12</b>	<b>02:17.49</b>	<b>02:29.91</b>	<b>02:43.02</b>
Temps du tronçon	00:15.42	00:13.17	00:13.56	00:13.64	00:14.15	00:14.23	00:13.86	00:13.82	00:13.24	00:12.37	00:12.41	00:13.11
<b>Vitesse moyenne</b>	46,7	54,4	53,7	54,7	52,7	50,5	52,1	53,5	56,7	58,8	58	55,3



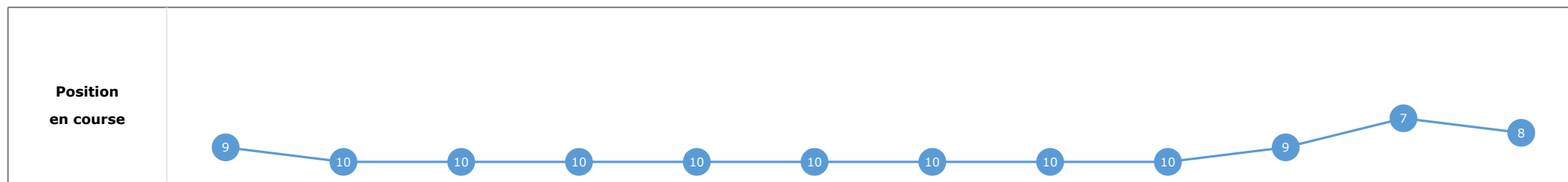
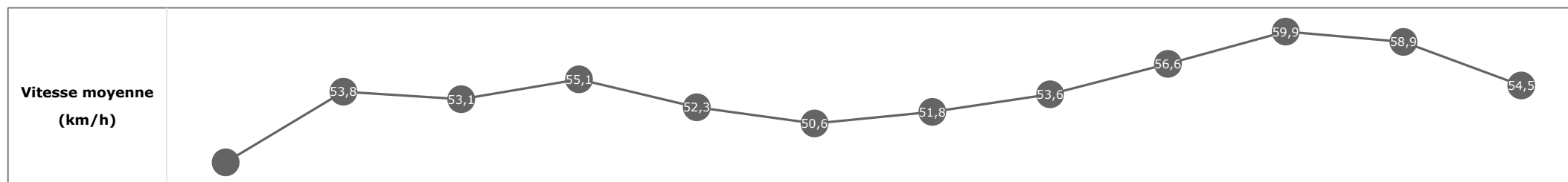


**Statistiques Tracking  
SAINT-CLOUD  
C6 - PRIX DE LA COTE D'AZUR - 2400m  
mardi 28 mars 2023 - 00:00  
Redk du 1er: 1'07"50**

Cheval **DAY OFF**  
 Jockey **R. MANGIONE**  
 Rang d'arrivée **8**  
 Temps de parcours **02:43.16**  
 Tronçon le plus rapide **00:12.22** (tronçon 400m - 200m)  
 Vitesse maximale **61,27** (tronçon 600m - 400m)  
 Vitesse moyenne **53,7**

**Données de tracking**

Tronçons de 200m	DEP 2200m	2200m 2000m	2000m 1800m	1800m 1600m	1600m 1400m	1400m 1200m	1200m 1000m	1000m 800m	800m 600m	600m 400m	400m 200m	200m ARR
<b>Temps de parcours</b>	<b>00:15.44</b>	<b>00:28.82</b>	<b>00:42.47</b>	<b>00:56.05</b>	<b>01:10.24</b>	<b>01:24.46</b>	<b>01:38.31</b>	<b>01:52.23</b>	<b>02:05.38</b>	<b>02:17.66</b>	<b>02:29.89</b>	<b>02:43.16</b>
Temps du tronçon	00:15.44	00:13.38	00:13.65	00:13.57	00:14.18	00:14.22	00:13.85	00:13.91	00:13.15	00:12.28	00:12.22	00:13.27
<b>Vitesse moyenne</b>	46,7	53,8	53,1	55,1	52,3	50,6	51,8	53,6	56,6	59,9	58,9	54,5

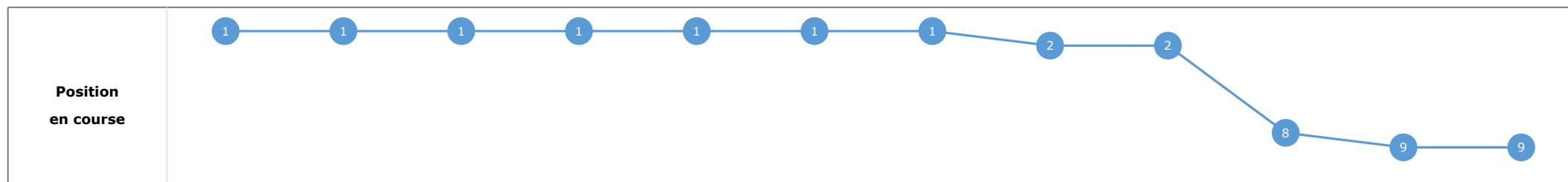
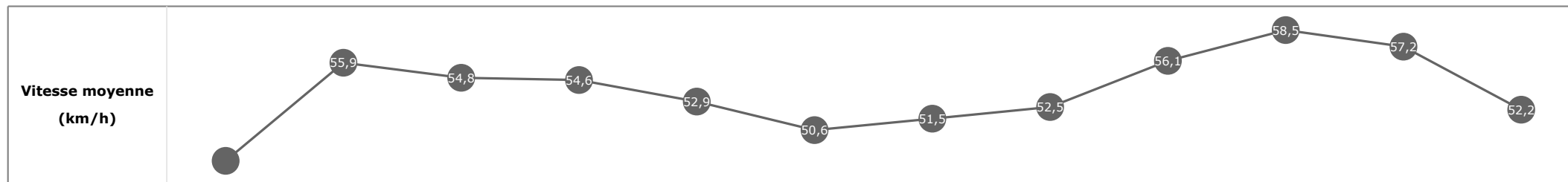


**Statistiques Tracking**  
**SAINT-CLOUD**  
**C6 - PRIX DE LA COTE D'AZUR - 2400m**  
**mardi 28 mars 2023 - 00:00**  
**Redk du 1er: 1'07"50**

Cheval **LUCAS TREZY**  
 Jockey **T. BACHELOT**  
 Rang d'arrivée **9**  
 Temps de parcours **02:43.91**  
 Tronçon le plus rapide **00:12.55** (tronçon 400m - 200m)  
 Vitesse maximale **59,04** (tronçon 600m - 400m)  
 Vitesse moyenne **53,6**

**Données de tracking**

Tronçons de 200m	DEP 2200m	2200m 2000m	2000m 1800m	1800m 1600m	1600m 1400m	1400m 1200m	1200m 1000m	1000m 800m	800m 600m	600m 400m	400m 200m	200m ARR
<b>Temps de parcours</b>	<b>00:14.89</b>	<b>00:27.82</b>	<b>00:41.12</b>	<b>00:54.81</b>	<b>01:08.87</b>	<b>01:23.14</b>	<b>01:37.14</b>	<b>01:51.35</b>	<b>02:04.80</b>	<b>02:17.55</b>	<b>02:30.10</b>	<b>02:43.91</b>
Temps du tronçon	00:14.89	00:12.93	00:13.29	00:13.69	00:14.05	00:14.26	00:14.00	00:14.21	00:13.44	00:12.75	00:12.55	00:13.80
<b>Vitesse moyenne</b>	48,2	55,9	54,8	54,6	52,9	50,6	51,5	52,5	56,1	58,5	57,2	52,2



**Statistiques Tracking**  
**SAINT-CLOUD**  
**C6 - PRIX DE LA COTE D'AZUR - 2400m**  
**mardi 28 mars 2023 - 00:00**  
**Redk du 1er: 1'07"50**

Cheval **THE GREAT GABI**  
 Jockey **G. MEURY**  
 Rang d'arrivée **10**  
 Temps de parcours **02:44.53**  
 Tronçon le plus rapide **00:12.38** (tronçon 600m - 400m)  
 Vitesse maximale **60,52** (tronçon 600m - 400m)  
 Vitesse moyenne **53,5**

**Données de tracking**

Tronçons de 200m	DEP 2200m	2200m 2000m	2000m 1800m	1800m 1600m	1600m 1400m	1400m 1200m	1200m 1000m	1000m 800m	800m 600m	600m 400m	400m 200m	200m ARR
<b>Temps de parcours</b>	<b>00:15.54</b>	<b>00:28.83</b>	<b>00:42.44</b>	<b>00:55.95</b>	<b>01:10.10</b>	<b>01:24.30</b>	<b>01:38.15</b>	<b>01:52.20</b>	<b>02:05.32</b>	<b>02:17.71</b>	<b>02:30.33</b>	<b>02:44.53</b>
Temps du tronçon	00:15.54	00:13.28	00:13.61	00:13.51	00:14.14	00:14.20	00:13.84	00:14.05	00:13.12	00:12.38	00:12.61	00:14.20
<b>Vitesse moyenne</b>	46,3	54,3	53,6	55,6	52,6	50,8	52,2	52,9	58	59,4	57,6	50,8

