

**Statistiques Tracking
PARISLONGCHAMP
C2 - PRIX DE CHAILLOT - 2100m
dimanche 9 avril 2023 - 00:00
Redk du 1er: 1'02"80**


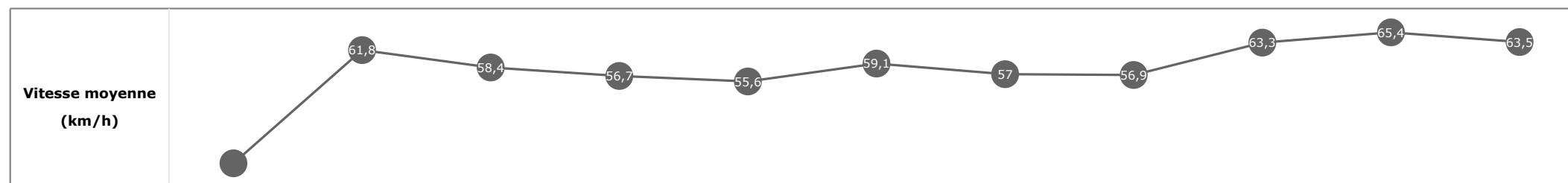
| Partant (corde) | Cheval | Arrivée officielle | Tronçons de 200m Temps passage en tête Durée du tronçon | | DEP - 1000m | 1000m - 800m | 800m - 600m | 600m - 400m | 400m - 200m | 200m - ARR | Temps officiel | Derniers 600m | Parcouru vs. 1er |
|--------------------|---|-----------------------|---|--------------------------|--------------------------------|--------------------------------|--------------------------------|--------------------------------|--------------------------------|-----------------------------|-------------------|------------------|---------------------|
| | | | Vitesse Max | 200m les plus rapides | 01:11.04 01:11.04 | 01:24.28 00:13.23 | 01:37.25 00:12.97 | 01:49.48 00:12.22 | 02:00.51 00:11.03 | 02:11.89 00:11.37 | | | |
| 10 (10) | ELZORA C. DEMURO | 1 | 66,71 T5 | 00:11.00 T5 | 01:11.76 10 01:11.76 | 01:24.91 7 00:13.15 | 01:37.86 8 00:12.95 | 01:49.50 2 00:11.64 | 02:00.51 1 00:11.00 | 02:11.89 00:11.37 | 2'11"89 | 00:34.02 | |
| 7 (4) | ZVAROSHA C. SOUMILLON | 2 | 66,28 T5 | 00:11.26 T5 | 01:11.44 5 01:11.44 | 01:24.74 6 00:13.29 | 01:37.60 5 00:12.86 | 01:49.74 5 00:12.14 | 02:01.01 3 00:11.26 | 02:12.41 00:11.39 | 2'12"41 | 00:34.80 | -6,91 |
| 14 (12) | BUBBLE SIGN I. MENDIZABAL | 3 | 66,35 T5 | 00:11.34 T5 | 01:11.47 6 01:11.47 | 01:24.47 3 00:13.00 | 01:37.52 3 00:13.05 | 01:49.54 3 00:12.01 | 02:00.89 2 00:11.34 | 02:12.70 00:11.81 | 2'12"71 | 00:35.18 | 0,21 |
| 8 (7) | MAWI S. PLANQUE | 4 | 65,63 T5 | 00:11.29 T5 | 01:11.59 8 01:11.59 | 01:24.92 8 00:13.33 | 01:37.84 7 00:12.92 | 01:49.88 6 00:12.04 | 02:01.18 4 00:11.29 | 02:12.87 00:11.68 | 2'12"87 | 00:35.02 | -13,95 |
| 13 (9) | LADY RANDOLPH C. PACAUT | 5 | 66,96 T1 | 00:11.27 T5 | 01:12.12 14 01:12.12 | 01:25.36 14 00:13.23 | 01:38.21 13 00:12.84 | 01:50.39 13 00:12.18 | 02:01.67 9 00:11.27 | 02:13.23 00:11.56 | 2'13"23 | 00:35.02 | -8,77 |
| 5 (2) | RUE BUFFON G. MOSSE | 6 | 64,98 T5 | 00:11.26 T5 | 01:11.96 12 01:11.96 | 01:25.26 13 00:13.29 | 01:38.38 14 00:13.11 | 01:50.55 14 00:12.17 | 02:01.82 11 00:11.26 | 02:13.40 00:11.57 | | 00:35.01 | -4,84 |
| 2 (14) | RODAINAH T. PICCONE | 7 | 62,89 T1 | 00:11.77 T5 | 01:11.20 2 01:11.20 | 01:24.46 2 00:13.25 | 01:37.35 2 00:12.89 | 01:49.56 4 00:12.20 | 02:01.33 6 00:11.77 | 02:13.46 00:12.12 | | 00:36.10 | -5,63 |
| 11 (6) | AIRWAY M. PELLETAN | 8 | 64,12 T1 | 00:11.49 T5 | 01:11.57 7 01:11.57 | 01:24.96 9 00:13.38 | 01:38.05 10 00:13.09 | 01:50.12 9 00:12.07 | 02:01.62 7 00:11.49 | 02:13.56 00:11.94 | | 00:35.51 | -5,46 |
| 1 (11) | KLEORA S. PASQUIER | 9 | 63,97 T1 | 00:11.71 T5 | 01:11.04 1 01:11.04 | 01:24.28 1 00:13.23 | 01:37.25 1 00:12.97 | 01:49.48 1 00:12.22 | 02:01.19 5 00:11.71 | 02:13.61 00:12.42 | | 00:36.36 | -9,94 |
| 12 (8) | KOZACHKA A. POUCHIN | 10 | 63,72 T1 | 00:11.70 T5 | 01:11.32 3 01:11.32 | 01:24.62 4 00:13.30 | 01:37.56 4 00:12.93 | 01:49.92 8 00:12.35 | 02:01.62 8 00:11.70 | 02:13.84 00:12.22 | | 00:36.28 | -10,72 |
| 3 (3) | QUEEN OF MY HEART B. MURZABAYEV | 11 | 64,30 T1 | 00:11.78 T5 | 01:11.68 9 01:11.68 | 01:25.01 10 00:13.33 | 01:37.91 9 00:12.89 | 01:50.20 10 00:12.28 | 02:01.98 13 00:11.78 | 02:13.94 00:11.96 | | 00:36.03 | -8,62 |
| 6 (1) | MANADA O. MURPHY | 12 | 65,23 T1 | 00:11.66 T5 | 01:11.84 11 01:11.84 | 01:25.16 11 00:13.31 | 01:38.09 11 00:12.93 | 01:50.34 12 00:12.24 | 02:02.01 14 00:11.66 | 02:14.05 00:12.04 | | 00:35.96 | -11,77 |
| 9 (13) | CALL ME VALENTINE H. JOURNIAC | 13 | 62,71 T5 | 00:11.67 T5 | 01:12.02 13 01:12.02 | 01:25.16 12 00:13.14 | 01:38.16 12 00:13.00 | 01:50.30 11 00:12.13 | 02:01.98 12 00:11.67 | 02:14.17 00:12.18 | | 00:36.00 | -1,32 |
| 4 (5) | SHAMYA M. BARZALONA | 14 | 65,02 T1 | 00:11.88 T5 | 01:11.33 4 01:11.33 | 01:24.71 5 00:13.38 | 01:37.78 6 00:13.06 | 01:49.89 7 00:12.10 | 02:01.77 10 00:11.88 | 02:14.59 00:12.81 | | 00:36.80 | -1,98 |

**Statistiques Tracking
PARISLONGCHAMP
C2 - PRIX DE CHAILLOT - 2100m
dimanche 9 avril 2023 - 00:00
Redk du 1er: 1'02"80**

Cheval **ELZORA**
 Jockey **C. DEMURO**
 Rang d'arrivée **1**
 Temps de parcours **02:11.89** redk : **1'02"80**
 Tronçon le plus rapide **00:11.00** (tronçon 400m - 200m)
 Vitesse maximale **66,71** (tronçon 400m - 200m)
 Vitesse moyenne **58,1**

Données de tracking

| Tronçons de 200m | DEP 2000m | 2000m 1800m | 1800m 1600m | 1600m 1400m | 1400m 1200m | 1200m 1000m | 1000m 800m | 800m 600m | 600m 400m | 400m 200m | 200m ARR |
|--------------------------|-----------------|-----------------|-----------------|-----------------|-----------------|-----------------|-----------------|-----------------|-----------------|-----------------|-----------------|
| Temps de parcours | 00:09.35 | 00:21.03 | 00:33.35 | 00:46.11 | 00:59.37 | 01:11.76 | 01:24.91 | 01:37.86 | 01:49.50 | 02:00.51 | 02:11.89 |
| Temps du tronçon | 00:09.35 | 00:11.67 | 00:12.31 | 00:12.76 | 00:13.25 | 00:12.38 | 00:13.15 | 00:12.95 | 00:11.64 | 00:11.00 | 00:11.37 |
| Vitesse moyenne | 39,2 | 61,8 | 58,4 | 56,7 | 55,6 | 59,1 | 57 | 56,9 | 63,3 | 65,4 | 63,5 |

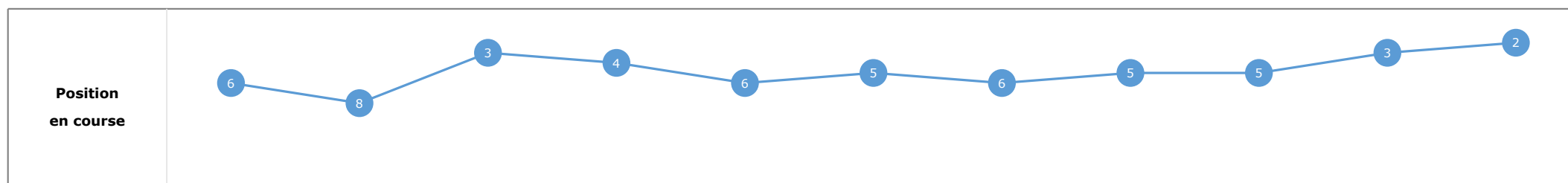
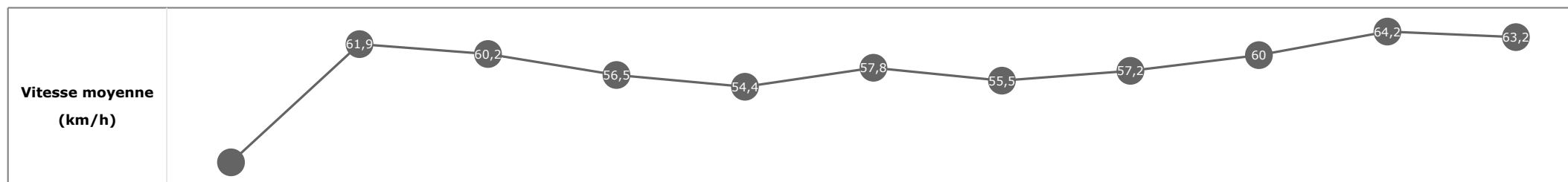


**Statistiques Tracking
PARISLONGCHAMP
C2 - PRIX DE CHAILLOT - 2100m
dimanche 9 avril 2023 - 00:00
Redk du 1er: 1'02"80**

Cheval **ZVAROSHKA**
 Jockey **C. SOUMILLON**
 Rang d'arrivée **2**
 Temps de parcours **02:12.41** redk : **1'03"05**
 Tronçon le plus rapide **00:11.26** (tronçon 400m - 200m)
 Vitesse maximale **66,28** (tronçon 400m - 200m)
 Vitesse moyenne **57,7**

Données de tracking

| Tronçons de 200m | DEP 2000m | 2000m 1800m | 1800m 1600m | 1600m 1400m | 1400m 1200m | 1200m 1000m | 1000m 800m | 800m 600m | 600m 400m | 400m 200m | 200m ARR |
|--------------------------|-----------------|-----------------|-----------------|-----------------|-----------------|-----------------|-----------------|-----------------|-----------------|-----------------|-----------------|
| Temps de parcours | 00:08.99 | 00:20.61 | 00:32.54 | 00:45.37 | 00:58.78 | 01:11.44 | 01:24.74 | 01:37.60 | 01:49.74 | 02:01.01 | 02:12.41 |
| Temps du tronçon | 00:08.99 | 00:11.61 | 00:11.92 | 00:12.83 | 00:13.41 | 00:12.65 | 00:13.29 | 00:12.86 | 00:12.14 | 00:11.26 | 00:11.39 |
| Vitesse moyenne | 41,1 | 61,9 | 60,2 | 56,5 | 54,4 | 57,8 | 55,5 | 57,2 | 60 | 64,2 | 63,2 |


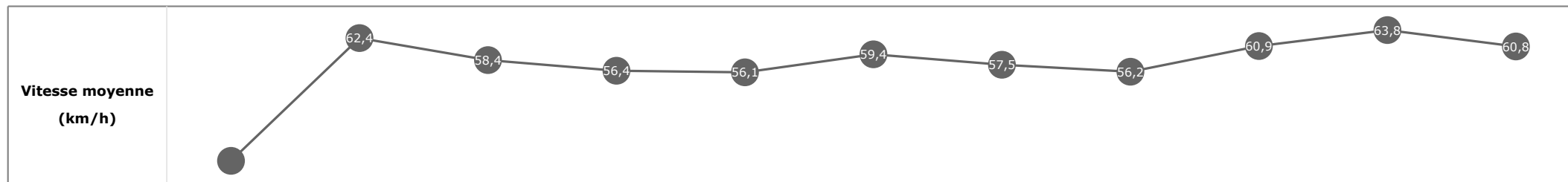


**Statistiques Tracking
PARISLONGCHAMP
C2 - PRIX DE CHAILLOT - 2100m
dimanche 9 avril 2023 - 00:00
Redk du 1er: 1'02"80**

Cheval **BUBBLE SIGN**
 Jockey **I. MENDIZABAL**
 Rang d'arrivée **3**
 Temps de parcours **02:12.70** redk : **1'03"19**
 Tronçon le plus rapide **00:11.34** (tronçon 400m - 200m)
 Vitesse maximale **66,35** (tronçon 400m - 200m)
 Vitesse moyenne **57,8**

Données de tracking

| Tronçons de 200m | DEP 2000m | 2000m 1800m | 1800m 1600m | 1600m 1400m | 1400m 1200m | 1200m 1000m | 1000m 800m | 800m 600m | 600m 400m | 400m 200m | 200m ARR |
|--------------------------|-----------------|-----------------|-----------------|-----------------|-----------------|-----------------|-----------------|-----------------|-----------------|-----------------|-----------------|
| Temps de parcours | 00:09.15 | 00:20.78 | 00:33.10 | 00:45.84 | 00:58.99 | 01:11.47 | 01:24.47 | 01:37.52 | 01:49.54 | 02:00.89 | 02:12.70 |
| Temps du tronçon | 00:09.15 | 00:11.62 | 00:12.31 | 00:12.74 | 00:13.15 | 00:12.48 | 00:13.00 | 00:13.05 | 00:12.01 | 00:11.34 | 00:11.81 |
| Vitesse moyenne | 40 | 62,4 | 58,4 | 56,4 | 56,1 | 59,4 | 57,5 | 56,2 | 60,9 | 63,8 | 60,8 |

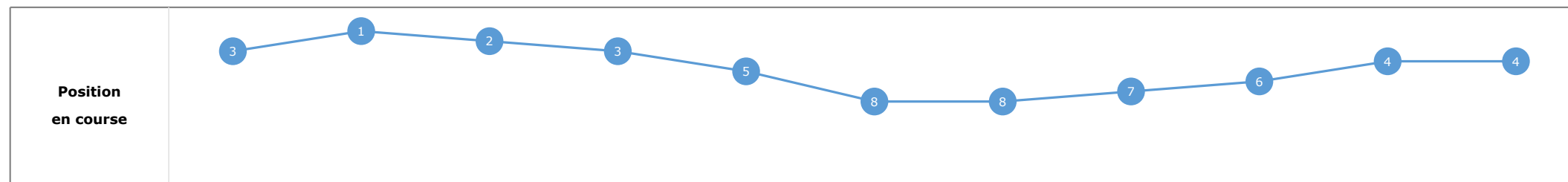
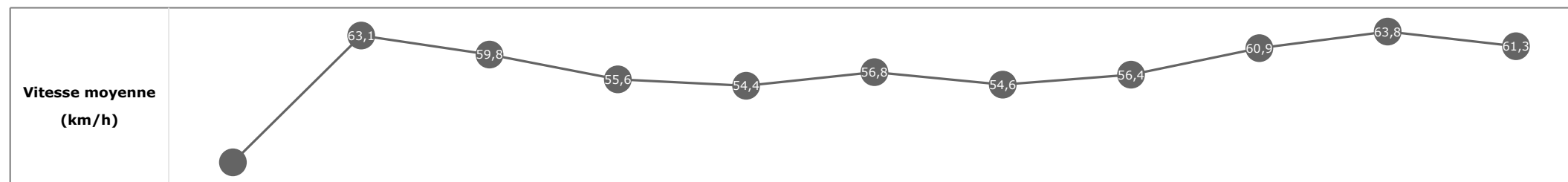


**Statistiques Tracking
PARISLONGCHAMP
C2 - PRIX DE CHAILLOT - 2100m
dimanche 9 avril 2023 - 00:00
Redk du 1er: 1'02"80**

Cheval **MAWI**
 Jockey **S. PLANQUE**
 Rang d'arrivée **4**
 Temps de parcours **02:12.87** redk : **1'03"27**
 Tronçon le plus rapide **00:11.29** (tronçon 400m - 200m)
 Vitesse maximale **65,63** (tronçon 400m - 200m)
 Vitesse moyenne **57,3**

Données de tracking

| Tronçons de 200m | DEP 2000m | 2000m 1800m | 1800m 1600m | 1600m 1400m | 1400m 1200m | 1200m 1000m | 1000m 800m | 800m 600m | 600m 400m | 400m 200m | 200m ARR |
|--------------------------|-----------------|-----------------|-----------------|-----------------|-----------------|-----------------|-----------------|-----------------|-----------------|-----------------|-----------------|
| Temps de parcours | 00:08.92 | 00:20.38 | 00:32.40 | 00:45.33 | 00:58.77 | 01:11.59 | 01:24.92 | 01:37.84 | 01:49.88 | 02:01.18 | 02:12.87 |
| Temps du tronçon | 00:08.92 | 00:11.45 | 00:12.01 | 00:12.93 | 00:13.43 | 00:12.82 | 00:13.33 | 00:12.92 | 00:12.04 | 00:11.29 | 00:11.68 |
| Vitesse moyenne | 41,3 | 63,1 | 59,8 | 55,6 | 54,4 | 56,8 | 54,6 | 56,4 | 60,9 | 63,8 | 61,3 |

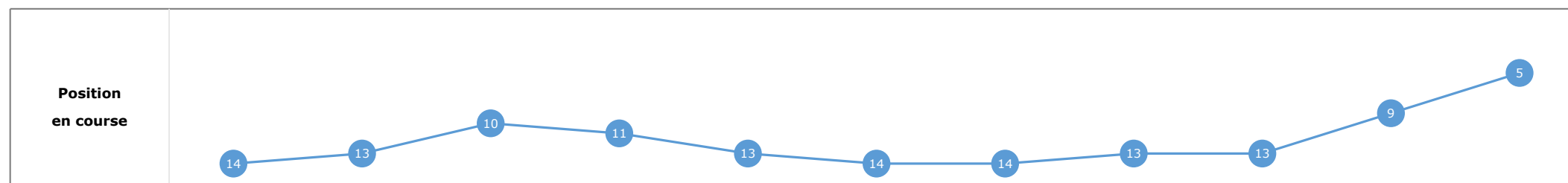
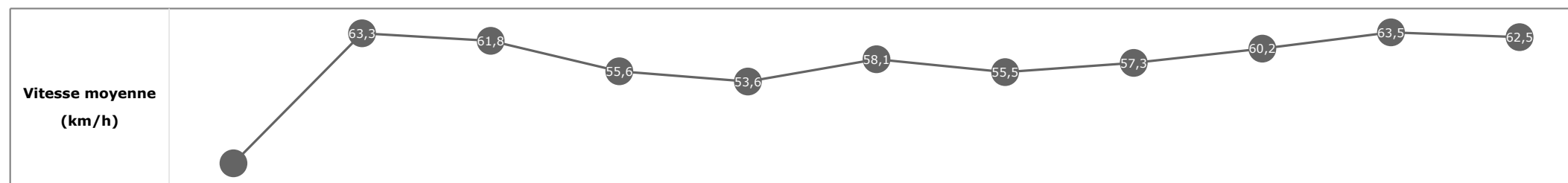


**Statistiques Tracking
PARISLONGCHAMP
C2 - PRIX DE CHAILLOT - 2100m
dimanche 9 avril 2023 - 00:00
Redk du 1er: 1'02"80**

Cheval **LADY RANDOLPH**
 Jockey **C. PACAUT**
 Rang d'arrivée **5**
 Temps de parcours **02:13.23** redk : **1'03"44**
 Tronçon le plus rapide **00:11.27** (tronçon 400m - 200m)
 Vitesse maximale **66,96** (tronçon 2000m - 1800m)
 Vitesse moyenne **57,3**

Données de tracking

| Tronçons de 200m | DEP 2000m | 2000m 1800m | 1800m 1600m | 1600m 1400m | 1400m 1200m | 1200m 1000m | 1000m 800m | 800m 600m | 600m 400m | 400m 200m | 200m ARR |
|--------------------------|-----------------|-----------------|-----------------|-----------------|-----------------|-----------------|-----------------|-----------------|-----------------|-----------------|-----------------|
| Temps de parcours | 00:09.93 | 00:21.32 | 00:33.00 | 00:45.97 | 00:59.47 | 01:12.12 | 01:25.36 | 01:38.21 | 01:50.39 | 02:01.67 | 02:13.23 |
| Temps du tronçon | 00:09.93 | 00:11.39 | 00:11.67 | 00:12.97 | 00:13.49 | 00:12.65 | 00:13.23 | 00:12.84 | 00:12.18 | 00:11.27 | 00:11.56 |
| Vitesse moyenne | 37,1 | 63,3 | 61,8 | 55,6 | 53,6 | 58,1 | 55,5 | 57,3 | 60,2 | 63,5 | 62,5 |

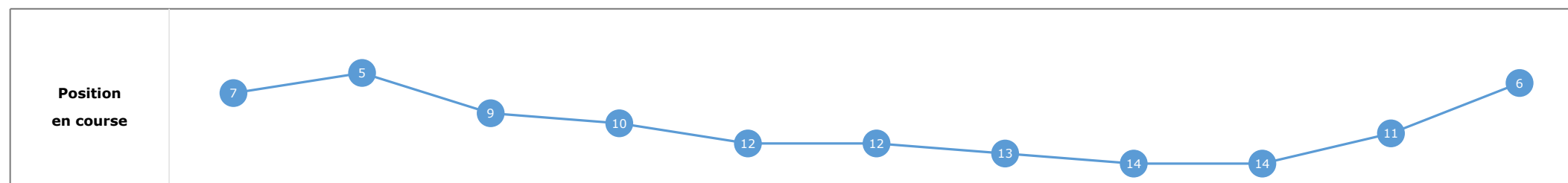
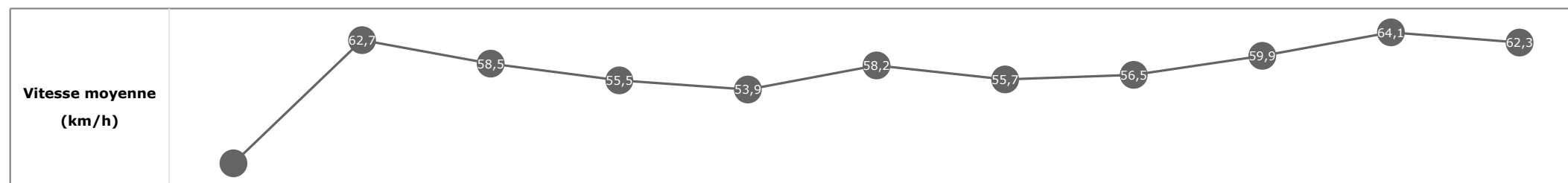


**Statistiques Tracking
PARISLONGCHAMP
C2 - PRIX DE CHAILLOT - 2100m
dimanche 9 avril 2023 - 00:00
Redk du 1er: 1'02"80**

Cheval **RUE BUFFON**
 Jockey **G. MOSSE**
 Rang d'arrivée **6**
 Temps de parcours **02:13.40**
 Tronçon le plus rapide **00:11.26** (tronçon 400m - 200m)
 Vitesse maximale **64,98** (tronçon 400m - 200m)
 Vitesse moyenne **57,3**

Données de tracking

| Tronçons de 200m | DEP 2000m | 2000m 1800m | 1800m 1600m | 1600m 1400m | 1400m 1200m | 1200m 1000m | 1000m 800m | 800m 600m | 600m 400m | 400m 200m | 200m ARR |
|--------------------------|-----------------|-----------------|-----------------|-----------------|-----------------|-----------------|-----------------|-----------------|-----------------|-----------------|-----------------|
| Temps de parcours | 00:09.04 | 00:20.53 | 00:32.88 | 00:45.87 | 00:59.41 | 01:11.96 | 01:25.26 | 01:38.38 | 01:50.55 | 02:01.82 | 02:13.40 |
| Temps du tronçon | 00:09.04 | 00:11.48 | 00:12.35 | 00:12.99 | 00:13.53 | 00:12.55 | 00:13.29 | 00:13.11 | 00:12.17 | 00:11.26 | 00:11.57 |
| Vitesse moyenne | 40,6 | 62,7 | 58,5 | 55,5 | 53,9 | 58,2 | 55,7 | 56,5 | 59,9 | 64,1 | 62,3 |

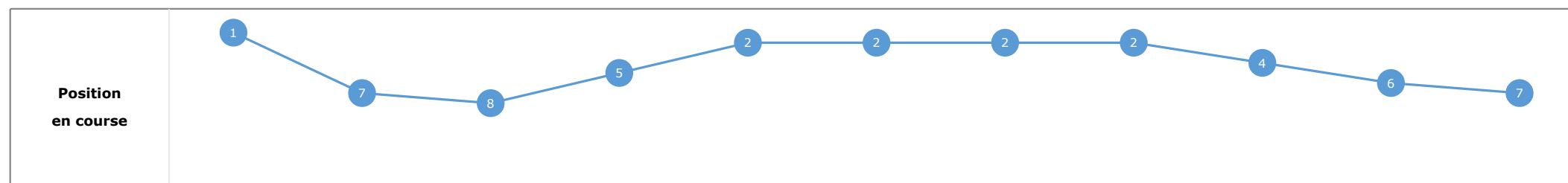
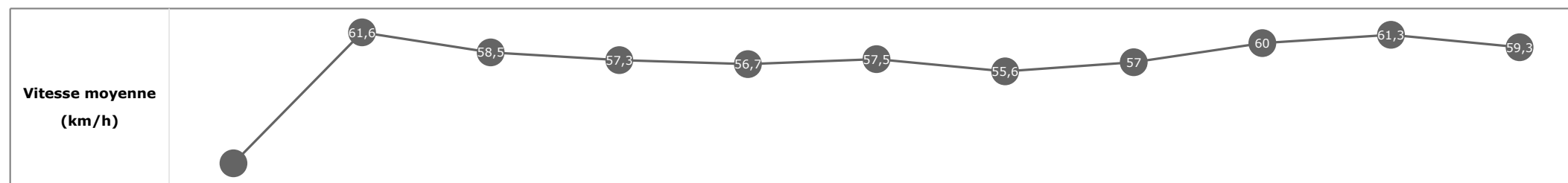


**Statistiques Tracking
PARISLONGCHAMP
C2 - PRIX DE CHAILLOT - 2100m
dimanche 9 avril 2023 - 00:00
Redk du 1er: 1'02"80**

Cheval **RODAINAH**
 Jockey **T. PICCONE**
 Rang d'arrivée **7**
 Temps de parcours **02:13.46**
 Tronçon le plus rapide **00:11.77** (tronçon 400m - 200m)
 Vitesse maximale **62,89** (tronçon 2000m - 1800m)
 Vitesse moyenne **57,3**

Données de tracking

| Tronçons de 200m | DEP 2000m | 2000m 1800m | 1800m 1600m | 1600m 1400m | 1400m 1200m | 1200m 1000m | 1000m 800m | 800m 600m | 600m 400m | 400m 200m | 200m ARR |
|--------------------------|-----------------|-----------------|-----------------|-----------------|-----------------|-----------------|-----------------|-----------------|-----------------|-----------------|-----------------|
| Temps de parcours | 00:08.86 | 00:20.60 | 00:32.85 | 00:45.44 | 00:58.40 | 01:11.20 | 01:24.46 | 01:37.35 | 01:49.56 | 02:01.33 | 02:13.46 |
| Temps du tronçon | 00:08.86 | 00:11.74 | 00:12.25 | 00:12.59 | 00:12.96 | 00:12.79 | 00:13.25 | 00:12.89 | 00:12.20 | 00:11.77 | 00:12.12 |
| Vitesse moyenne | 41,4 | 61,6 | 58,5 | 57,3 | 56,7 | 57,5 | 55,6 | 57 | 60 | 61,3 | 59,3 |


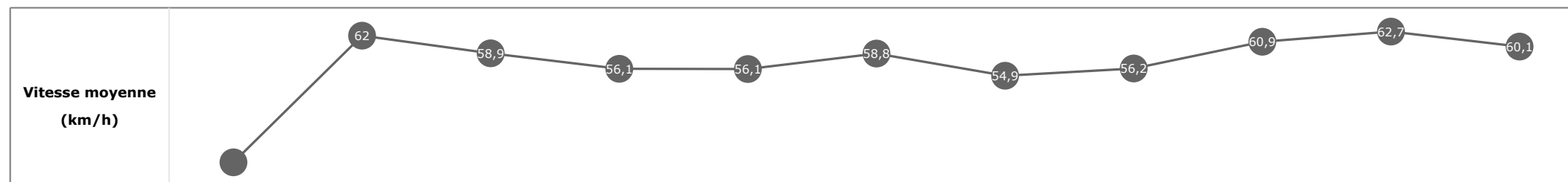


**Statistiques Tracking
PARISLONGCHAMP
C2 - PRIX DE CHAILLOT - 2100m
dimanche 9 avril 2023 - 00:00
Redk du 1er: 1'02"80**

Cheval **AIRWAY**
 Jockey **M. PELLETAN**
 Rang d'arrivée **8**
 Temps de parcours **02:13.56**
 Tronçon le plus rapide **00:11.49** (tronçon 400m - 200m)
 Vitesse maximale **64,12** (tronçon 2000m - 1800m)
 Vitesse moyenne **57,2**

Données de tracking

| Tronçons de 200m | DEP 2000m | 2000m 1800m | 1800m 1600m | 1600m 1400m | 1400m 1200m | 1200m 1000m | 1000m 800m | 800m 600m | 600m 400m | 400m 200m | 200m ARR |
|--------------------------|-----------------|-----------------|-----------------|-----------------|-----------------|-----------------|-----------------|-----------------|-----------------|-----------------|-----------------|
| Temps de parcours | 00:09.24 | 00:20.90 | 00:33.12 | 00:45.99 | 00:59.07 | 01:11.57 | 01:24.96 | 01:38.05 | 01:50.12 | 02:01.62 | 02:13.56 |
| Temps du tronçon | 00:09.24 | 00:11.66 | 00:12.21 | 00:12.87 | 00:13.07 | 00:12.50 | 00:13.38 | 00:13.09 | 00:12.07 | 00:11.49 | 00:11.94 |
| Vitesse moyenne | 39,7 | 62 | 58,9 | 56,1 | 56,1 | 58,8 | 54,9 | 56,2 | 60,9 | 62,7 | 60,1 |

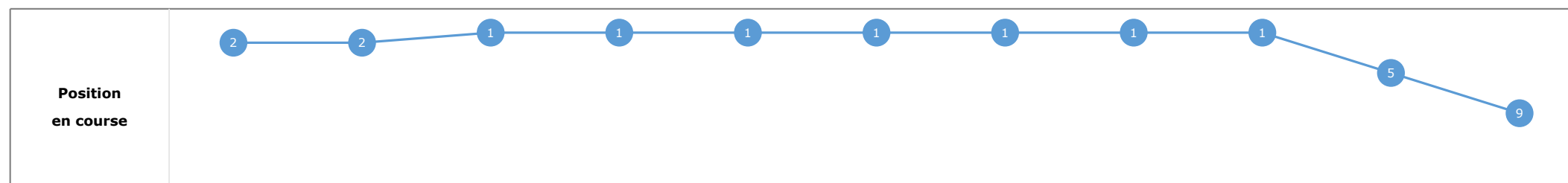
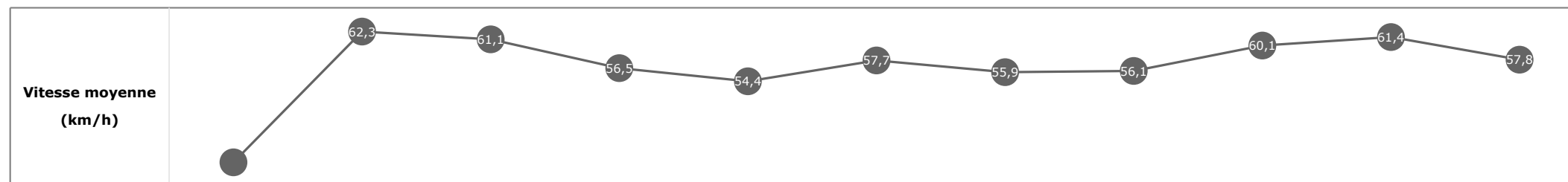


**Statistiques Tracking
PARISLONGCHAMP
C2 - PRIX DE CHAILLOT - 2100m
dimanche 9 avril 2023 - 00:00
Redk du 1er: 1'02"80**

Cheval **KLEORA**
 Jockey **S. PASQUIER**
 Rang d'arrivée **9**
 Temps de parcours **02:13.61**
 Tronçon le plus rapide **00:11.71** (tronçon 400m - 200m)
 Vitesse maximale **63,97** (tronçon 2000m - 1800m)
 Vitesse moyenne **57,1**

Données de tracking

| Tronçons de 200m | DEP 2000m | 2000m 1800m | 1800m 1600m | 1600m 1400m | 1400m 1200m | 1200m 1000m | 1000m 800m | 800m 600m | 600m 400m | 400m 200m | 200m ARR |
|--------------------------|-----------------|-----------------|-----------------|-----------------|-----------------|-----------------|-----------------|-----------------|-----------------|-----------------|-----------------|
| Temps de parcours | 00:08.90 | 00:20.43 | 00:32.27 | 00:45.00 | 00:58.35 | 01:11.04 | 01:24.28 | 01:37.25 | 01:49.48 | 02:01.19 | 02:13.61 |
| Temps du tronçon | 00:08.90 | 00:11.53 | 00:11.84 | 00:12.72 | 00:13.34 | 00:12.68 | 00:13.23 | 00:12.97 | 00:12.22 | 00:11.71 | 00:12.42 |
| Vitesse moyenne | 41,5 | 62,3 | 61,1 | 56,5 | 54,4 | 57,7 | 55,9 | 56,1 | 60,1 | 61,4 | 57,8 |

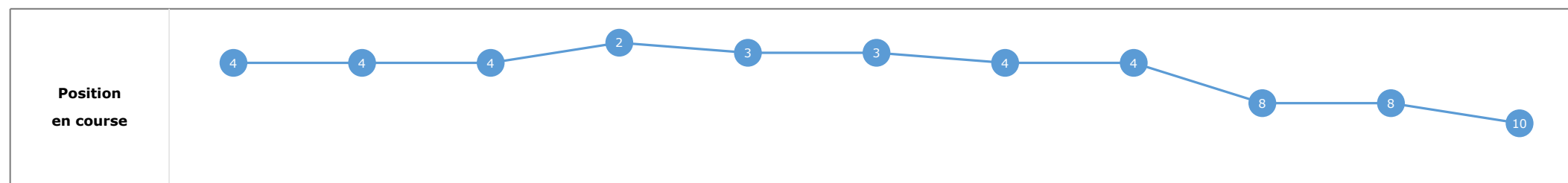
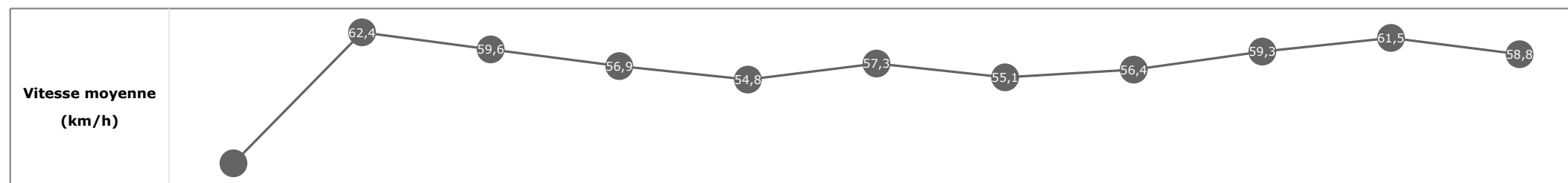


**Statistiques Tracking
PARISLONGCHAMP
C2 - PRIX DE CHAILLOT - 2100m
dimanche 9 avril 2023 - 00:00
Redk du 1er: 1'02"80**

Cheval **KOZACHKA**
 Jockey **A. POUCHIN**
 Rang d'arrivée **10**
 Temps de parcours **02:13.84**
 Tronçon le plus rapide **00:11.70** (tronçon 400m - 200m)
 Vitesse maximale **63,72** (tronçon 2000m - 1800m)
 Vitesse moyenne **57**

Données de tracking

| Tronçons de 200m | DEP 2000m | 2000m 1800m | 1800m 1600m | 1600m 1400m | 1400m 1200m | 1200m 1000m | 1000m 800m | 800m 600m | 600m 400m | 400m 200m | 200m ARR |
|--------------------------|-----------------|-----------------|-----------------|-----------------|-----------------|-----------------|-----------------|-----------------|-----------------|-----------------|-----------------|
| Temps de parcours | 00:08.92 | 00:20.50 | 00:32.58 | 00:45.17 | 00:58.54 | 01:11.32 | 01:24.62 | 01:37.56 | 01:49.92 | 02:01.62 | 02:13.84 |
| Temps du tronçon | 00:08.92 | 00:11.57 | 00:12.08 | 00:12.58 | 00:13.37 | 00:12.78 | 00:13.30 | 00:12.93 | 00:12.35 | 00:11.70 | 00:12.22 |
| Vitesse moyenne | 41,3 | 62,4 | 59,6 | 56,9 | 54,8 | 57,3 | 55,1 | 56,4 | 59,3 | 61,5 | 58,8 |


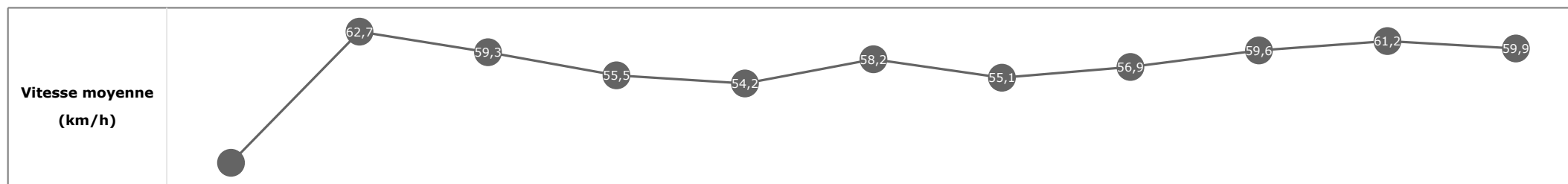


**Statistiques Tracking
PARISLONGCHAMP
C2 - PRIX DE CHAILLOT - 2100m
dimanche 9 avril 2023 - 00:00
Redk du 1er: 1'02"80**

Cheval **QUEEN OF MY HEART**
 Jockey **B. MURZABAYEV**
 Rang d'arrivée **11**
 Temps de parcours **02:13.94**
 Tronçon le plus rapide **00:11.78** (tronçon 400m - 200m)
 Vitesse maximale **64,30** (tronçon 2000m - 1800m)
 Vitesse moyenne **57**

Données de tracking

| Tronçons de 200m | DEP 2000m | 2000m 1800m | 1800m 1600m | 1600m 1400m | 1400m 1200m | 1200m 1000m | 1000m 800m | 800m 600m | 600m 400m | 400m 200m | 200m ARR |
|--------------------------|-----------------|-----------------|-----------------|-----------------|-----------------|-----------------|-----------------|-----------------|-----------------|-----------------|-----------------|
| Temps de parcours | 00:08.94 | 00:20.43 | 00:32.60 | 00:45.59 | 00:59.04 | 01:11.68 | 01:25.01 | 01:37.91 | 01:50.20 | 02:01.98 | 02:13.94 |
| Temps du tronçon | 00:08.94 | 00:11.49 | 00:12.16 | 00:12.99 | 00:13.44 | 00:12.64 | 00:13.33 | 00:12.89 | 00:12.28 | 00:11.78 | 00:11.96 |
| Vitesse moyenne | 41,1 | 62,7 | 59,3 | 55,5 | 54,2 | 58,2 | 55,1 | 56,9 | 59,6 | 61,2 | 59,9 |

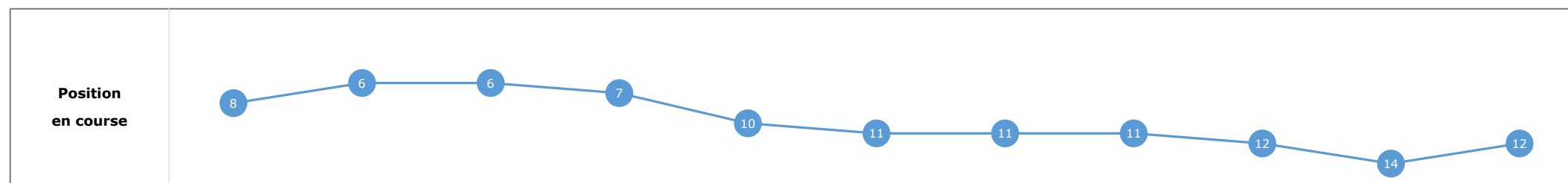
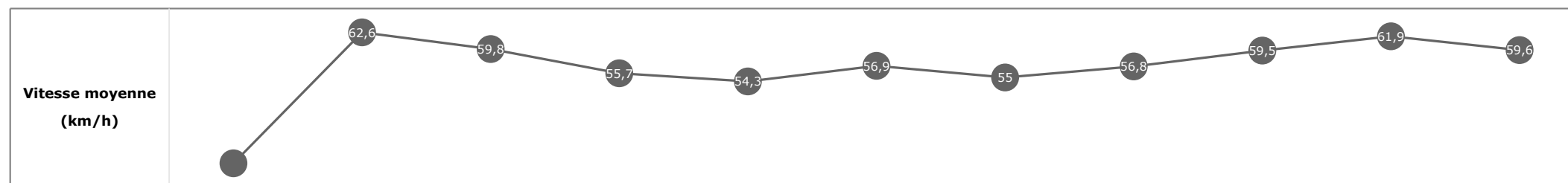


**Statistiques Tracking
PARISLONGCHAMP
C2 - PRIX DE CHAILLOT - 2100m
dimanche 9 avril 2023 - 00:00
Redk du 1er: 1'02"80**

Cheval **MANADA**
 Jockey **O. MURPHY**
 Rang d'arrivée **12**
 Temps de parcours **02:14.05**
 Tronçon le plus rapide **00:11.66** (tronçon 400m - 200m)
 Vitesse maximale **65,23** (tronçon 2000m - 1800m)
 Vitesse moyenne **56,9**

Données de tracking

| Tronçons de 200m | DEP 2000m | 2000m 1800m | 1800m 1600m | 1600m 1400m | 1400m 1200m | 1200m 1000m | 1000m 800m | 800m 600m | 600m 400m | 400m 200m | 200m ARR |
|--------------------------|-----------------|-----------------|-----------------|-----------------|-----------------|-----------------|-----------------|-----------------|-----------------|-----------------|-----------------|
| Temps de parcours | 00:09.11 | 00:20.57 | 00:32.64 | 00:45.61 | 00:59.08 | 01:11.84 | 01:25.16 | 01:38.09 | 01:50.34 | 02:02.01 | 02:14.05 |
| Temps du tronçon | 00:09.11 | 00:11.45 | 00:12.07 | 00:12.97 | 00:13.46 | 00:12.76 | 00:13.31 | 00:12.93 | 00:12.24 | 00:11.66 | 00:12.04 |
| Vitesse moyenne | 40,5 | 62,6 | 59,8 | 55,7 | 54,3 | 56,9 | 55 | 56,8 | 59,5 | 61,9 | 59,6 |

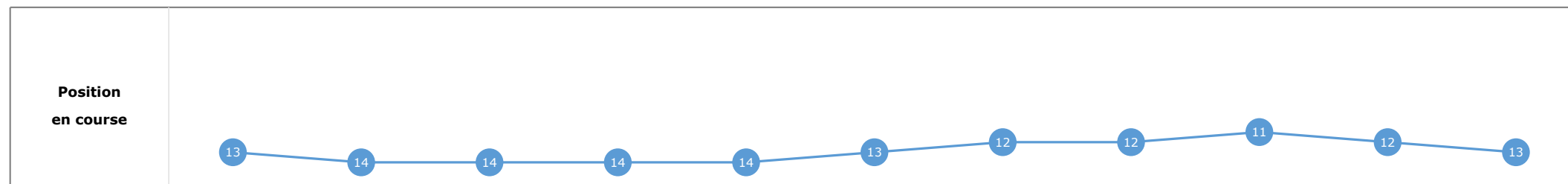
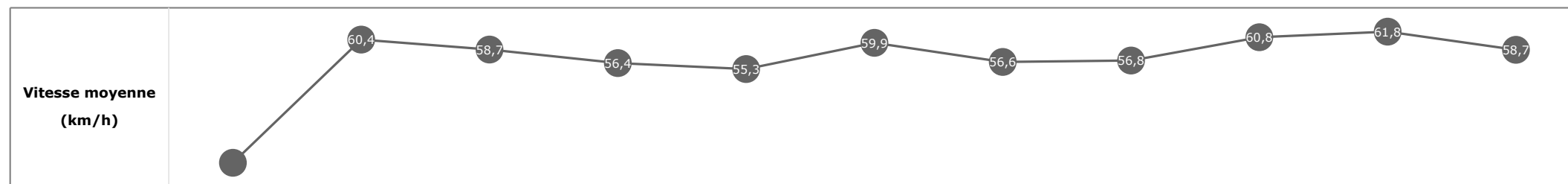


**Statistiques Tracking
PARISLONGCHAMP
C2 - PRIX DE CHAILLOT - 2100m
dimanche 9 avril 2023 - 00:00
Redk du 1er: 1'02"80**

Cheval **CALL ME VALENTINE**
 Jockey **H. JOURNIAC**
 Rang d'arrivée **13**
 Temps de parcours **02:14.17**
 Tronçon le plus rapide **00:11.67** (tronçon 400m - 200m)
 Vitesse maximale **62,71** (tronçon 400m - 200m)
 Vitesse moyenne **57,1**

Données de tracking

| Tronçons de 200m | DEP 2000m | 2000m 1800m | 1800m 1600m | 1600m 1400m | 1400m 1200m | 1200m 1000m | 1000m 800m | 800m 600m | 600m 400m | 400m 200m | 200m ARR |
|--------------------------|-----------------|-----------------|-----------------|-----------------|-----------------|-----------------|-----------------|-----------------|-----------------|-----------------|-----------------|
| Temps de parcours | 00:09.48 | 00:21.34 | 00:33.67 | 00:46.42 | 00:59.70 | 01:12.02 | 01:25.16 | 01:38.16 | 01:50.30 | 02:01.98 | 02:14.17 |
| Temps du tronçon | 00:09.48 | 00:11.86 | 00:12.33 | 00:12.74 | 00:13.28 | 00:12.31 | 00:13.14 | 00:13.00 | 00:12.13 | 00:11.67 | 00:12.18 |
| Vitesse moyenne | 39,1 | 60,4 | 58,7 | 56,4 | 55,3 | 59,9 | 56,6 | 56,8 | 60,8 | 61,8 | 58,7 |



**Statistiques Tracking
PARISLONGCHAMP
C2 - PRIX DE CHAILLOT - 2100m
dimanche 9 avril 2023 - 00:00
Redk du 1er: 1'02"80**

Cheval **SHAMYA**
 Jockey **M. BARZALONA**
 Rang d'arrivée **14**
 Temps de parcours **02:14.59**
 Tronçon le plus rapide **00:11.88** (tronçon 400m - 200m)
 Vitesse maximale **65,02** (tronçon 2000m - 1800m)
 Vitesse moyenne **56,9**

Données de tracking

| Tronçons de 200m | DEP 2000m | 2000m 1800m | 1800m 1600m | 1600m 1400m | 1400m 1200m | 1200m 1000m | 1000m 800m | 800m 600m | 600m 400m | 400m 200m | 200m ARR |
|--------------------------|-----------------|-----------------|-----------------|-----------------|-----------------|-----------------|-----------------|-----------------|-----------------|-----------------|-----------------|
| Temps de parcours | 00:09.28 | 00:20.68 | 00:32.83 | 00:45.68 | 00:58.71 | 01:11.33 | 01:24.71 | 01:37.78 | 01:49.89 | 02:01.77 | 02:14.59 |
| Temps du tronçon | 00:09.28 | 00:11.40 | 00:12.15 | 00:12.85 | 00:13.02 | 00:12.62 | 00:13.38 | 00:13.06 | 00:12.10 | 00:11.88 | 00:12.81 |
| Vitesse moyenne | 40 | 63,2 | 59 | 56,3 | 56,2 | 58,4 | 55,6 | 56,6 | 60,5 | 60,6 | 56,2 |

