

**Statistiques Tracking
PARISLONGCHAMP
C7 - PRIX ZARKAVA - FONDS EUROPEEN DE L'ELEVAGE - 2100m
dimanche 9 avril 2023 - 00:00
Redk du 1er: 1'02"00**

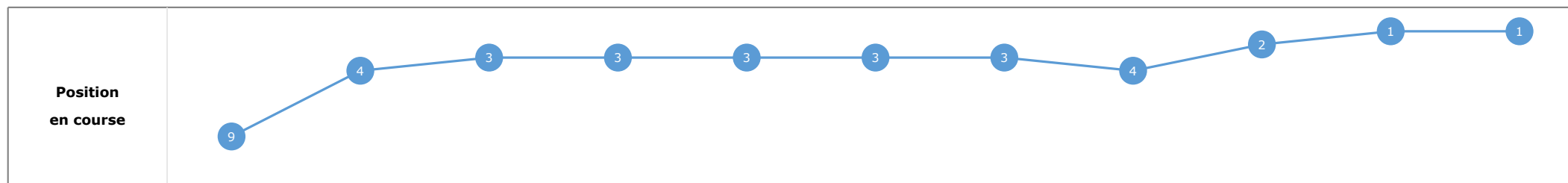
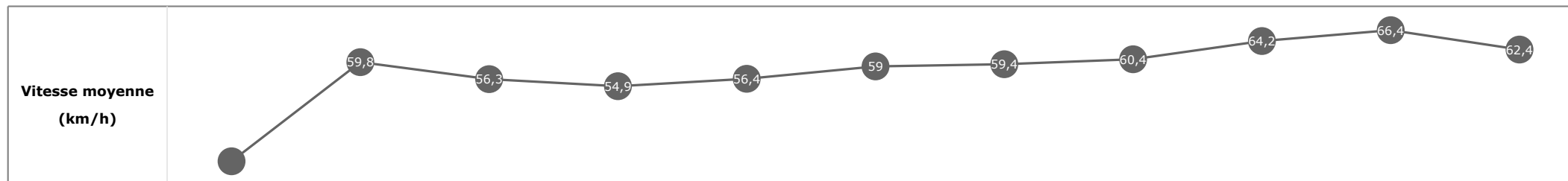
| Partant (corde) | Cheval | Arrivée officielle | Tronçons de 200m Temps passage en tête Durée du tronçon | | DEP - 1000m | 1000m - 800m | 800m - 600m | 600m - 400m | 400m - 200m | 200m - ARR | Temps officiel | Derniers 600m | Parcours vs. 1er |
|--------------------|---|-----------------------|---|--------------------------|--------------------------------|--------------------------------|--------------------------------|--------------------------------|--------------------------------|-----------------------------|-------------------|------------------|---------------------|
| | | | Vitesse Max | 200m les plus rapides | 01:11.85 01:11.85 | 01:24.24 00:12.38 | 01:36.25 00:12.01 | 01:47.73 00:11.47 | 01:58.73 00:10.99 | 02:10.20 00:11.47 | | | |
| 9 (1) | PLESANT JANE C. SOUMILLON | 1 | 67,28 T5 | 00:10.82 T5 | 01:12.10 3 01:12.10 | 01:24.47 3 00:12.36 | 01:36.50 4 00:12.03 | 01:47.91 2 00:11.40 | 01:58.73 1 00:10.82 | 02:10.20 00:11.47 | 2'10"20 | 00:33.69 | |
| 6 (9) | MOUNTAHA B. MURZABAYEV | 2 | 66,17 T5 | 00:11.03 T5 | 01:11.85 1 01:11.85 | 01:24.24 1 00:12.38 | 01:36.25 1 00:12.01 | 01:47.73 1 00:11.47 | 01:58.76 2 00:11.03 | 02:10.21 00:11.44 | 2'10"21 | 00:33.95 | 2,75 |
| 1 (6) | MANISHA A. POUCHIN | 3 | 67,36 T5 | 00:10.81 T5 | 01:12.64 9 01:12.64 | 01:24.80 7 00:12.16 | 01:36.74 7 00:11.93 | 01:48.13 5 00:11.39 | 01:58.95 3 00:10.81 | 02:10.24 00:11.28 | 2'10"24 | 00:33.49 | 8,99 |
| 5 (4) | WONDERFUL TIMES I. MENDIZABAL | 4 | 66,92 T5 | 00:10.91 T5 | 01:12.25 4 01:12.25 | 01:24.62 5 00:12.36 | 01:36.60 5 00:11.98 | 01:48.14 6 00:11.54 | 01:59.06 5 00:10.91 | 02:10.43 00:11.36 | 2'10"43 | 00:33.82 | 6,33 |
| 8 (3) | LA MEHANA C. DEMURO | 5 | 67,00 T5 | 00:10.85 T5 | 01:12.51 7 01:12.51 | 01:24.86 8 00:12.35 | 01:36.88 8 00:12.02 | 01:48.37 9 00:11.49 | 01:59.23 8 00:10.85 | 02:10.45 00:11.22 | 2'10"45 | 00:33.56 | 5,36 |
| 4 (5) | BAIYKARA T. PICCONE | 6 | 65,92 T5 | 00:11.08 T5 | 01:12.39 6 01:12.39 | 01:24.58 4 00:12.19 | 01:36.48 3 00:11.90 | 01:47.91 3 00:11.42 | 01:58.99 4 00:11.08 | 02:10.63 00:11.63 | 2'10"63 | 00:34.14 | 9,74 |
| 7 (11) | CALLIEPIE L. BOISSEAU | 7 | 66,28 T4 | 00:11.15 T5 | 01:12.01 2 01:12.01 | 01:24.36 2 00:12.35 | 01:36.37 2 00:12.00 | 01:47.91 4 00:11.54 | 01:59.07 6 00:11.15 | 02:10.65 00:11.57 | 2'10"65 | 00:34.27 | 4,28 |
| 10 (7) | MYTHICARA A. LEMAITRE | 8 | 66,89 T5 | 00:10.89 T5 | 01:12.63 8 01:12.63 | 01:24.95 9 00:12.31 | 01:37.01 10 00:12.06 | 01:48.43 10 00:11.41 | 01:59.32 9 00:10.89 | 02:10.66 00:11.33 | 2'10"66 | 00:33.64 | 1,38 |
| 2 (2) | KATOUCHA O. MURPHY | 9 | 66,71 T5 | 00:11.00 T5 | 01:12.38 5 01:12.38 | 01:24.69 6 00:12.31 | 01:36.72 6 00:12.02 | 01:48.18 7 00:11.45 | 01:59.18 7 00:11.00 | 02:11.09 00:11.90 | 2'11"09 | 00:34.36 | 0,77 |
| 3 (8) | WINEMA M. BARZALONA | 10 | 66,92 T5 | 00:11.00 T5 | 01:12.95 11 01:12.95 | 01:25.08 10 00:12.13 | 01:37.00 9 00:11.92 | 01:48.34 8 00:11.33 | 01:59.34 10 00:11.00 | 02:11.50 00:12.15 | 2'11"50 | 00:34.49 | 8,16 |
| 11 (10) | KABULA G. MOSSE | 11 | 66,10 T5 | 00:11.05 T5 | 01:12.86 10 01:12.86 | 01:25.11 11 00:12.25 | 01:37.14 11 00:12.03 | 01:48.61 11 00:11.47 | 01:59.67 11 00:11.05 | 02:11.69 00:12.01 | 2'11"69 | 00:34.54 | 4,19 |

**Statistiques Tracking
PARISLONGCHAMP
C7 - PRIX ZARKAVA - FONDS EUROPEEN DE L'ELEVAGE - 2100m
dimanche 9 avril 2023 - 00:00
Redk du 1er: 1'02"00**

Cheval **PLESANT JANE**
 Jockey **C. SOUMILLON**
 Rang d'arrivée **1**
 Temps de parcours **02:10.20** redk : **1'02"00**
 Tronçon le plus rapide **00:10.82** (tronçon 400m - 200m)
 Vitesse maximale **67,28** (tronçon 400m - 200m)
 Vitesse moyenne **58,4**

Données de tracking

| Tronçons de 200m | DEP 2000m | 2000m 1800m | 1800m 1600m | 1600m 1400m | 1400m 1200m | 1200m 1000m | 1000m 800m | 800m 600m | 600m 400m | 400m 200m | 200m ARR |
|--------------------------|-----------------|-----------------|-----------------|-----------------|-----------------|-----------------|-----------------|-----------------|-----------------|-----------------|-----------------|
| Temps de parcours | 00:08.80 | 00:20.77 | 00:33.57 | 00:46.70 | 00:59.64 | 01:12.10 | 01:24.47 | 01:36.50 | 01:47.91 | 01:58.73 | 02:10.20 |
| Temps du tronçon | 00:08.80 | 00:11.96 | 00:12.79 | 00:13.12 | 00:12.94 | 00:12.46 | 00:12.36 | 00:12.03 | 00:11.40 | 00:10.82 | 00:11.47 |
| Vitesse moyenne | 39,4 | 59,8 | 56,3 | 54,9 | 56,4 | 59 | 59,4 | 60,4 | 64,2 | 66,4 | 62,4 |

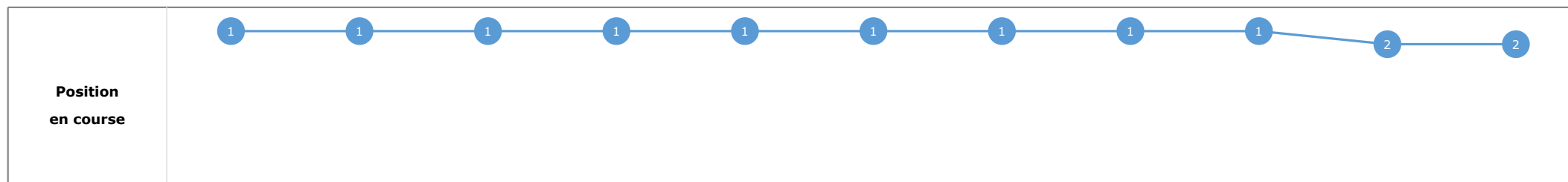
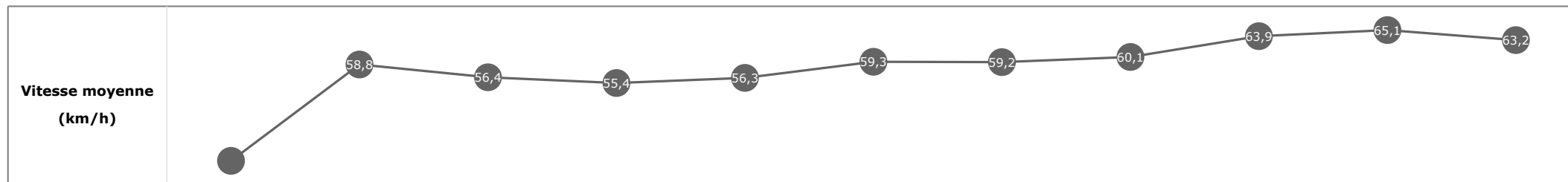


**Statistiques Tracking
PARISLONGCHAMP
C7 - PRIX ZARKAVA - FONDS EUROPEEN DE L'ELEVAGE - 2100m
dimanche 9 avril 2023 - 00:00
Redk du 1er: 1'02"00**

Cheval **MOUNTAHA**
 Jockey **B. MURZABAYEV**
 Rang d'arrivée **2**
 Temps de parcours **02:10.21** redk : **1'02"00**
 Tronçon le plus rapide **00:11.03** (tronçon 400m - 200m)
 Vitesse maximale **66,17** (tronçon 400m - 200m)
 Vitesse moyenne **58,4**

Données de tracking

| Tronçons de 200m | DEP 2000m | 2000m 1800m | 1800m 1600m | 1600m 1400m | 1400m 1200m | 1200m 1000m | 1000m 800m | 800m 600m | 600m 400m | 400m 200m | 200m ARR |
|--------------------------|-----------------|-----------------|-----------------|-----------------|-----------------|-----------------|-----------------|-----------------|-----------------|-----------------|-----------------|
| Temps de parcours | 00:08.35 | 00:20.58 | 00:33.37 | 00:46.45 | 00:59.39 | 01:11.85 | 01:24.24 | 01:36.25 | 01:47.73 | 01:58.76 | 02:10.21 |
| Temps du tronçon | 00:08.35 | 00:12.23 | 00:12.79 | 00:13.07 | 00:12.94 | 00:12.45 | 00:12.38 | 00:12.01 | 00:11.47 | 00:11.03 | 00:11.44 |
| Vitesse moyenne | 41,2 | 58,8 | 56,4 | 55,4 | 56,3 | 59,3 | 59,2 | 60,1 | 63,9 | 65,1 | 63,2 |

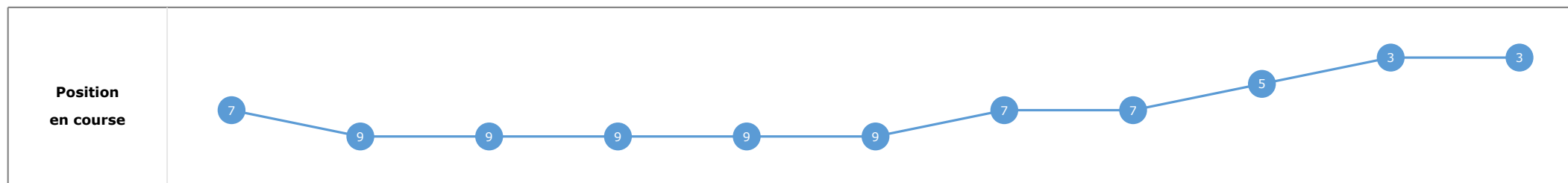
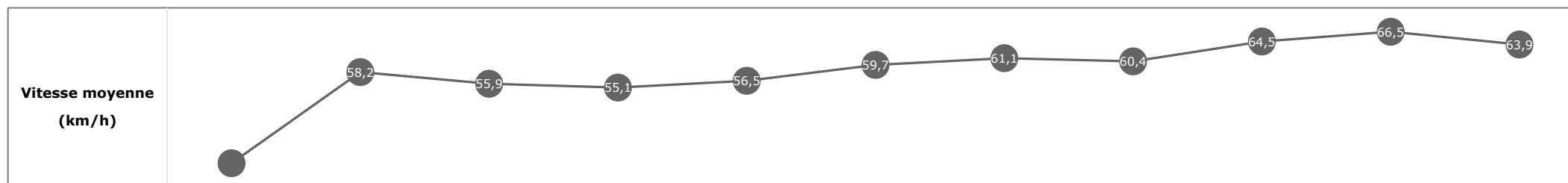


**Statistiques Tracking
PARISLONGCHAMP
C7 - PRIX ZARKAVA - FONDS EUROPEEN DE L'ELEVAGE - 2100m
dimanche 9 avril 2023 - 00:00
Redk du 1er: 1'02"00**

Cheval **MANISHA**
 Jockey **A. POUCHIN**
 Rang d'arrivée **3**
 Temps de parcours **02:10.24** redk : **1'02"01**
 Tronçon le plus rapide **00:10.81** (tronçon 400m - 200m)
 Vitesse maximale **67,36** (tronçon 400m - 200m)
 Vitesse moyenne **58,6**

Données de tracking

| Tronçons de 200m | DEP 2000m | 2000m 1800m | 1800m 1600m | 1600m 1400m | 1400m 1200m | 1200m 1000m | 1000m 800m | 800m 600m | 600m 400m | 400m 200m | 200m ARR |
|--------------------------|-----------------|-----------------|-----------------|-----------------|-----------------|-----------------|-----------------|-----------------|-----------------|-----------------|-----------------|
| Temps de parcours | 00:08.72 | 00:21.10 | 00:34.01 | 00:47.12 | 01:00.21 | 01:12.64 | 01:24.80 | 01:36.74 | 01:48.13 | 01:58.95 | 02:10.24 |
| Temps du tronçon | 00:08.72 | 00:12.38 | 00:12.90 | 00:13.11 | 00:13.08 | 00:12.43 | 00:12.16 | 00:11.93 | 00:11.39 | 00:10.81 | 00:11.28 |
| Vitesse moyenne | 39,6 | 58,2 | 55,9 | 55,1 | 56,5 | 59,7 | 61,1 | 60,4 | 64,5 | 66,5 | 63,9 |

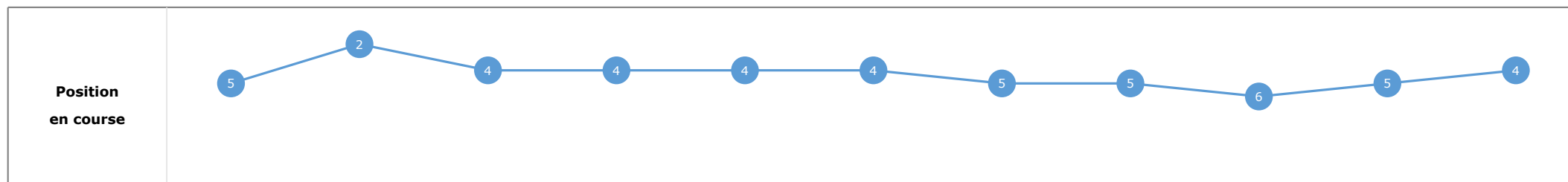
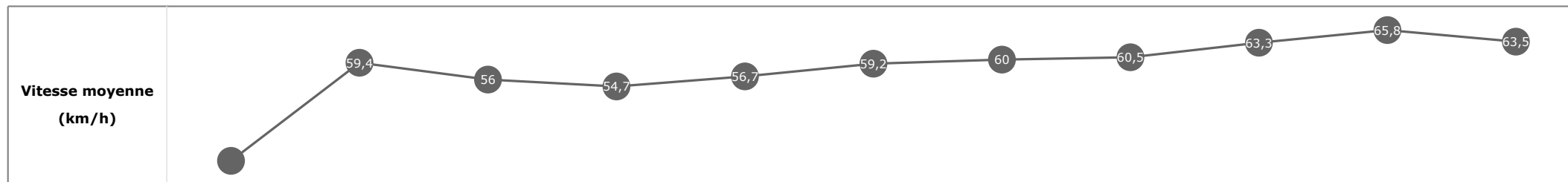


**Statistiques Tracking
PARISLONGCHAMP
C7 - PRIX ZARKAVA - FONDS EUROPEEN DE L'ELEVAGE - 2100m
dimanche 9 avril 2023 - 00:00
Redk du 1er: 1'02"00**

Cheval **WONDERFUL TIMES**
 Jockey I. MENDIZABAL
 Rang d'arrivée **4**
 Temps de parcours **02:10.43** redk : **1'02"10**
 Tronçon le plus rapide **00:10.91** (tronçon 400m - 200m)
 Vitesse maximale **66,92** (tronçon 400m - 200m)
 Vitesse moyenne **58,4**

Données de tracking

| Tronçons de 200m | DEP 2000m | 2000m 1800m | 1800m 1600m | 1600m 1400m | 1400m 1200m | 1200m 1000m | 1000m 800m | 800m 600m | 600m 400m | 400m 200m | 200m ARR |
|--------------------------|-----------------|-----------------|-----------------|-----------------|-----------------|-----------------|-----------------|-----------------|-----------------|-----------------|-----------------|
| Temps de parcours | 00:08.57 | 00:20.74 | 00:33.62 | 00:46.82 | 00:59.80 | 01:12.25 | 01:24.62 | 01:36.60 | 01:48.14 | 01:59.06 | 02:10.43 |
| Temps du tronçon | 00:08.57 | 00:12.16 | 00:12.88 | 00:13.20 | 00:12.97 | 00:12.45 | 00:12.36 | 00:11.98 | 00:11.54 | 00:10.91 | 00:11.36 |
| Vitesse moyenne | 40 | 59,4 | 56 | 54,7 | 56,7 | 59,2 | 60 | 60,5 | 63,3 | 65,8 | 63,5 |

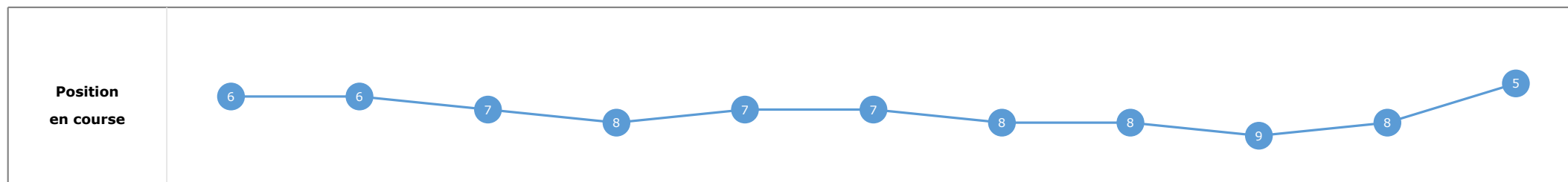
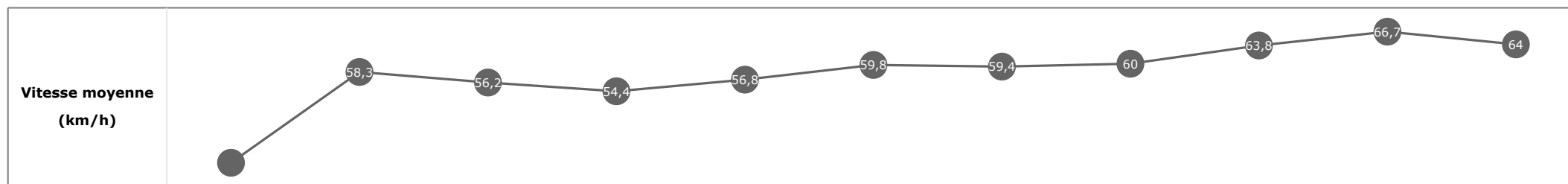


**Statistiques Tracking
PARISLONGCHAMP
C7 - PRIX ZARKAVA - FONDS EUROPEEN DE L'ELEVAGE - 2100m
dimanche 9 avril 2023 - 00:00
Redk du 1er: 1'02"00**

Cheval **LA MEHANA**
 Jockey **C. DEMURO**
 Rang d'arrivée **5**
 Temps de parcours **02:10.45** redk : **1'02"11**
 Tronçon le plus rapide **00:10.85** (tronçon 400m - 200m)
 Vitesse maximale **67,00** (tronçon 400m - 200m)
 Vitesse moyenne **58,4**

Données de tracking

| Tronçons de 200m | DEP 2000m | 2000m 1800m | 1800m 1600m | 1600m 1400m | 1400m 1200m | 1200m 1000m | 1000m 800m | 800m 600m | 600m 400m | 400m 200m | 200m ARR |
|--------------------------|-----------------|-----------------|-----------------|-----------------|-----------------|-----------------|-----------------|-----------------|-----------------|-----------------|-----------------|
| Temps de parcours | 00:08.66 | 00:20.98 | 00:33.90 | 00:47.09 | 01:00.06 | 01:12.51 | 01:24.86 | 01:36.88 | 01:48.37 | 01:59.23 | 02:10.45 |
| Temps du tronçon | 00:08.66 | 00:12.32 | 00:12.92 | 00:13.19 | 00:12.96 | 00:12.44 | 00:12.35 | 00:12.02 | 00:11.49 | 00:10.85 | 00:11.22 |
| Vitesse moyenne | 39,6 | 58,3 | 56,2 | 54,4 | 56,8 | 59,8 | 59,4 | 60 | 63,8 | 66,7 | 64 |

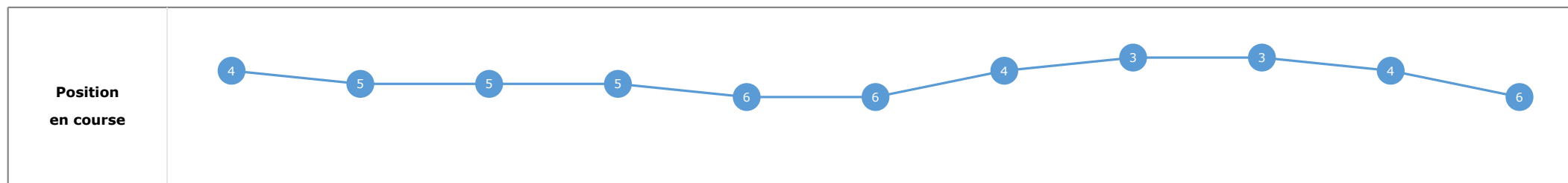
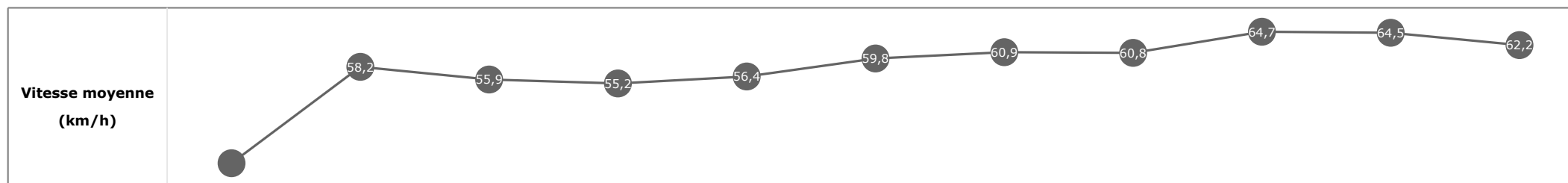


**Statistiques Tracking
PARISLONGCHAMP
C7 - PRIX ZARKAVA - FONDS EUROPEEN DE L'ELEVAGE - 2100m
dimanche 9 avril 2023 - 00:00
Redk du 1er: 1'02"00**

Cheval **BAIYKARA**
 Jockey **T. PICCONE**
 Rang d'arrivée **6**
 Temps de parcours **02:10.63** redk : **1'02"20**
 Tronçon le plus rapide **00:11.08** (tronçon 400m - 200m)
 Vitesse maximale **65,92** (tronçon 400m - 200m)
 Vitesse moyenne **58,4**

Données de tracking

| Tronçons de 200m | DEP 2000m | 2000m 1800m | 1800m 1600m | 1600m 1400m | 1400m 1200m | 1200m 1000m | 1000m 800m | 800m 600m | 600m 400m | 400m 200m | 200m ARR |
|--------------------------|-----------------|-----------------|-----------------|-----------------|-----------------|-----------------|-----------------|-----------------|-----------------|-----------------|-----------------|
| Temps de parcours | 00:08.53 | 00:20.87 | 00:33.77 | 00:46.87 | 00:59.95 | 01:12.39 | 01:24.58 | 01:36.48 | 01:47.91 | 01:58.99 | 02:10.63 |
| Temps du tronçon | 00:08.53 | 00:12.33 | 00:12.90 | 00:13.10 | 00:13.07 | 00:12.43 | 00:12.19 | 00:11.90 | 00:11.42 | 00:11.08 | 00:11.63 |
| Vitesse moyenne | 40,4 | 58,2 | 55,9 | 55,2 | 56,4 | 59,8 | 60,9 | 60,8 | 64,7 | 64,5 | 62,2 |

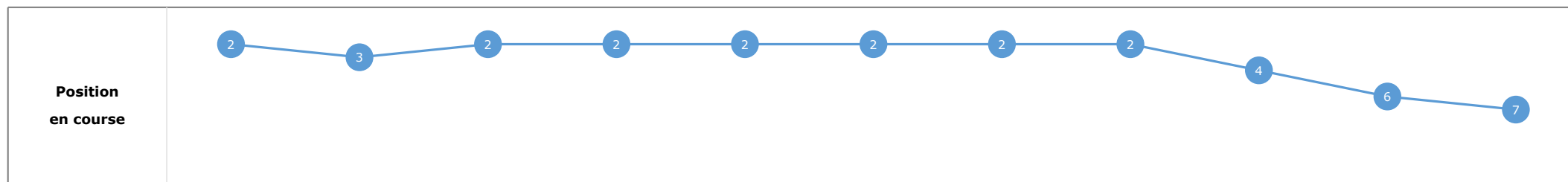
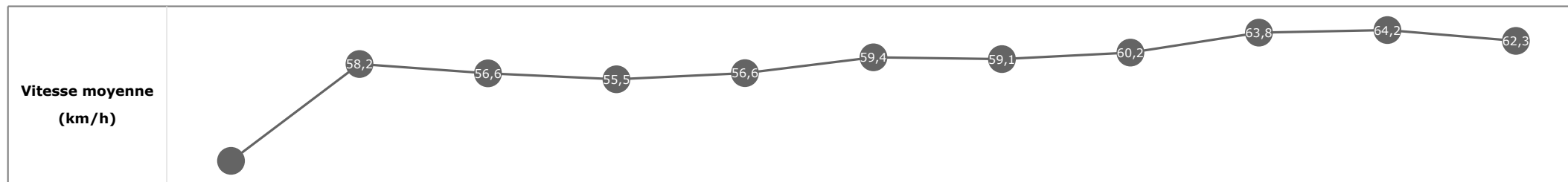


**Statistiques Tracking
PARISLONGCHAMP
C7 - PRIX ZARKAVA - FONDS EUROPEEN DE L'ELEVAGE - 2100m
dimanche 9 avril 2023 - 00:00
Redk du 1er: 1'02"00**

Cheval **CALLIEPIE**
 Jockey **L. BOISSEAU**
 Rang d'arrivée **7**
 Temps de parcours **02:10.65** redk : **1'02"21**
 Tronçon le plus rapide **00:11.15** (tronçon 400m - 200m)
 Vitesse maximale **66,28** (tronçon 600m - 400m)
 Vitesse moyenne **58,3**

Données de tracking

| Tronçons de 200m | DEP 2000m | 2000m 1800m | 1800m 1600m | 1600m 1400m | 1400m 1200m | 1200m 1000m | 1000m 800m | 800m 600m | 600m 400m | 400m 200m | 200m ARR |
|--------------------------|-----------------|-----------------|-----------------|-----------------|-----------------|-----------------|-----------------|-----------------|-----------------|-----------------|-----------------|
| Temps de parcours | 00:08.42 | 00:20.76 | 00:33.54 | 00:46.60 | 00:59.54 | 01:12.01 | 01:24.36 | 01:36.37 | 01:47.91 | 01:59.07 | 02:10.65 |
| Temps du tronçon | 00:08.42 | 00:12.34 | 00:12.77 | 00:13.06 | 00:12.94 | 00:12.47 | 00:12.35 | 00:12.00 | 00:11.54 | 00:11.15 | 00:11.57 |
| Vitesse moyenne | 41 | 58,2 | 56,6 | 55,5 | 56,6 | 59,4 | 59,1 | 60,2 | 63,8 | 64,2 | 62,3 |

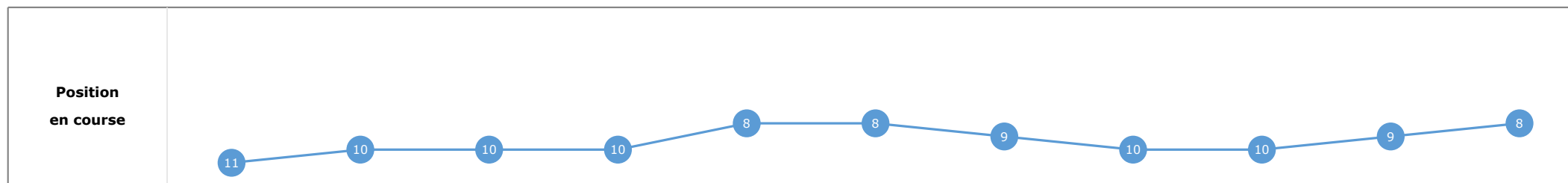
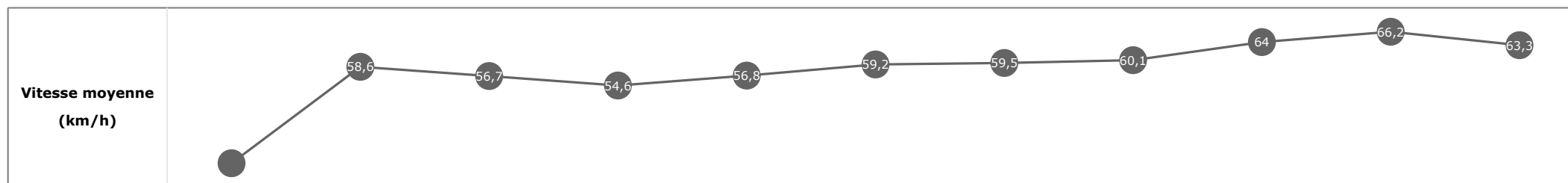


**Statistiques Tracking
PARISLONGCHAMP
C7 - PRIX ZARKAVA - FONDS EUROPEEN DE L'ELEVAGE - 2100m
dimanche 9 avril 2023 - 00:00
Redk du 1er: 1'02"00**

Cheval **MYTHICARA**
 Jockey **A. LEMAITRE**
 Rang d'arrivée **8**
 Temps de parcours **02:10.66** redk : **1'02"21**
 Tronçon le plus rapide **00:10.89** (tronçon 400m - 200m)
 Vitesse maximale **66,89** (tronçon 400m - 200m)
 Vitesse moyenne **58,2**

Données de tracking

| Tronçons de 200m | DEP 2000m | 2000m 1800m | 1800m 1600m | 1600m 1400m | 1400m 1200m | 1200m 1000m | 1000m 800m | 800m 600m | 600m 400m | 400m 200m | 200m ARR |
|--------------------------|-----------------|-----------------|-----------------|-----------------|-----------------|-----------------|-----------------|-----------------|-----------------|-----------------|-----------------|
| Temps de parcours | 00:09.05 | 00:21.30 | 00:34.11 | 00:47.32 | 01:00.21 | 01:12.63 | 01:24.95 | 01:37.01 | 01:48.43 | 01:59.32 | 02:10.66 |
| Temps du tronçon | 00:09.05 | 00:12.24 | 00:12.81 | 00:13.20 | 00:12.89 | 00:12.42 | 00:12.31 | 00:12.06 | 00:11.41 | 00:10.89 | 00:11.33 |
| Vitesse moyenne | 38 | 58,6 | 56,7 | 54,6 | 56,8 | 59,2 | 59,5 | 60,1 | 64 | 66,2 | 63,3 |

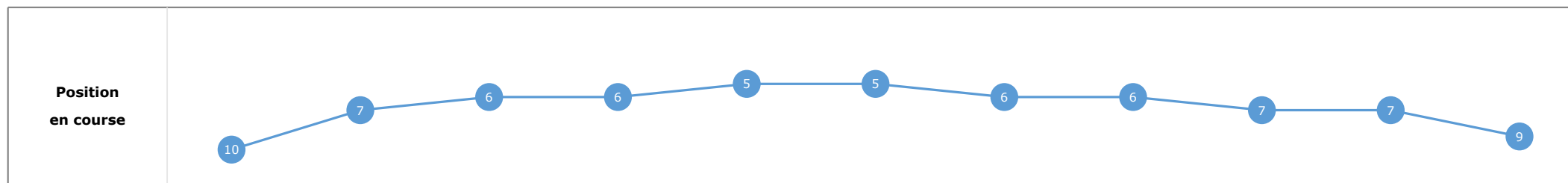
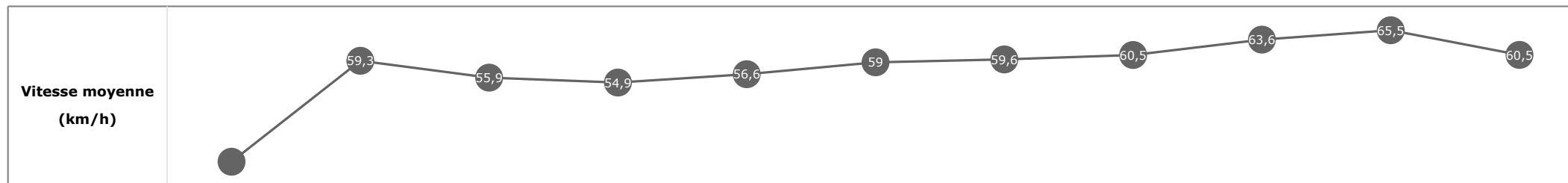


**Statistiques Tracking
PARISLONGCHAMP
C7 - PRIX ZARKAVA - FONDS EUROPEEN DE L'ELEVAGE - 2100m
dimanche 9 avril 2023 - 00:00
Redk du 1er: 1'02"00**

Cheval **KATOUCHA**
 Jockey **O. MURPHY**
 Rang d'arrivée **9**
 Temps de parcours **02:11.09** redk : **1'02"42**
 Tronçon le plus rapide **00:11.00** (tronçon 400m - 200m)
 Vitesse maximale **66,71** (tronçon 400m - 200m)
 Vitesse moyenne **58**

Données de tracking

| Tronçons de 200m | DEP 2000m | 2000m 1800m | 1800m 1600m | 1600m 1400m | 1400m 1200m | 1200m 1000m | 1000m 800m | 800m 600m | 600m 400m | 400m 200m | 200m ARR |
|--------------------------|-----------------|-----------------|-----------------|-----------------|-----------------|-----------------|-----------------|-----------------|-----------------|-----------------|-----------------|
| Temps de parcours | 00:08.84 | 00:21.02 | 00:33.87 | 00:47.04 | 00:59.93 | 01:12.38 | 01:24.69 | 01:36.72 | 01:48.18 | 01:59.18 | 02:11.09 |
| Temps du tronçon | 00:08.84 | 00:12.17 | 00:12.85 | 00:13.17 | 00:12.89 | 00:12.44 | 00:12.31 | 00:12.02 | 00:11.45 | 00:11.00 | 00:11.90 |
| Vitesse moyenne | 38,9 | 59,3 | 55,9 | 54,9 | 56,6 | 59 | 59,6 | 60,5 | 63,6 | 65,5 | 60,5 |

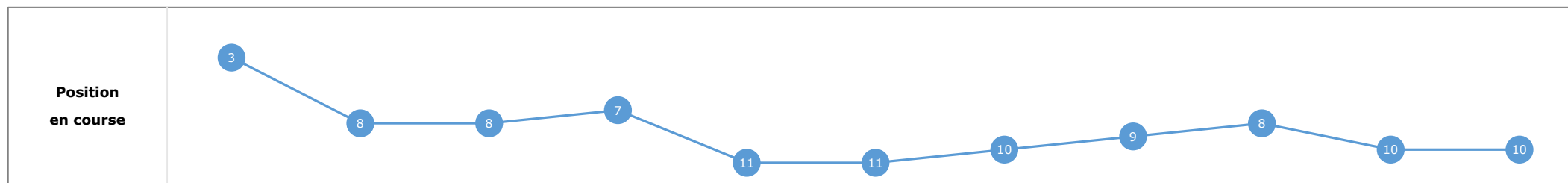
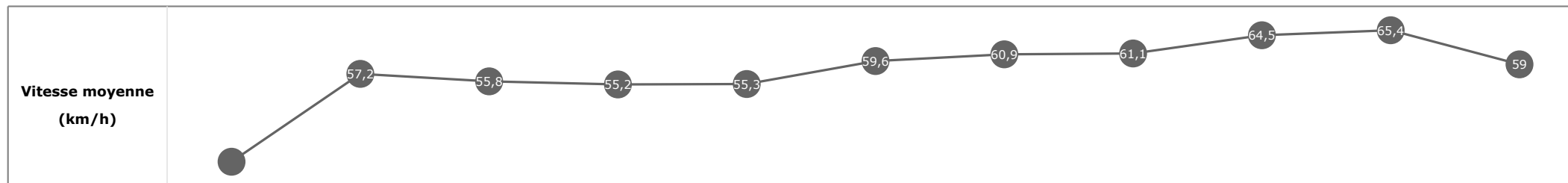


**Statistiques Tracking
PARISLONGCHAMP
C7 - PRIX ZARKAVA - FONDS EUROPEEN DE L'ELEVAGE - 2100m
dimanche 9 avril 2023 - 00:00
Redk du 1er: 1'02"00**

Cheval **WINEMA**
 Jockey **M. BARZALONA**
 Rang d'arrivée **10**
 Temps de parcours **02:11.50** redk : **1'02"61**
 Tronçon le plus rapide **00:11.00** (tronçon 400m - 200m)
 Vitesse maximale **66,92** (tronçon 400m - 200m)
 Vitesse moyenne **58**

Données de tracking

| Tronçons de 200m | DEP 2000m | 2000m 1800m | 1800m 1600m | 1600m 1400m | 1400m 1200m | 1200m 1000m | 1000m 800m | 800m 600m | 600m 400m | 400m 200m | 200m ARR |
|--------------------------|-----------------|-----------------|-----------------|-----------------|-----------------|-----------------|-----------------|-----------------|-----------------|-----------------|-----------------|
| Temps de parcours | 00:08.46 | 00:21.06 | 00:33.97 | 00:47.08 | 01:00.51 | 01:12.95 | 01:25.08 | 01:37.00 | 01:48.34 | 01:59.34 | 02:11.50 |
| Temps du tronçon | 00:08.46 | 00:12.59 | 00:12.91 | 00:13.10 | 00:13.43 | 00:12.43 | 00:12.13 | 00:11.92 | 00:11.33 | 00:11.00 | 00:12.15 |
| Vitesse moyenne | 40,6 | 57,2 | 55,8 | 55,2 | 55,3 | 59,6 | 60,9 | 61,1 | 64,5 | 65,4 | 59 |



**Statistiques Tracking
PARISLONGCHAMP
C7 - PRIX ZARKAVA - FONDS EUROPEEN DE L'ELEVAGE - 2100m
dimanche 9 avril 2023 - 00:00
Redk du 1er: 1'02"00**

Cheval **KABULA**
 Jockey **G. MOSSE**
 Rang d'arrivée **11**
 Temps de parcours **02:11.69** redk : **1'02"70**
 Tronçon le plus rapide **00:11.05** (tronçon 400m - 200m)
 Vitesse maximale **66,10** (tronçon 400m - 200m)
 Vitesse moyenne **57,8**

Données de tracking

| Tronçons de 200m | DEP 2000m | 2000m 1800m | 1800m 1600m | 1600m 1400m | 1400m 1200m | 1200m 1000m | 1000m 800m | 800m 600m | 600m 400m | 400m 200m | 200m ARR |
|--------------------------|-----------------|-----------------|-----------------|-----------------|-----------------|-----------------|-----------------|-----------------|-----------------|-----------------|-----------------|
| Temps de parcours | 00:08.72 | 00:21.30 | 00:34.25 | 00:47.40 | 01:00.38 | 01:12.86 | 01:25.11 | 01:37.14 | 01:48.61 | 01:59.67 | 02:11.69 |
| Temps du tronçon | 00:08.72 | 00:12.58 | 00:12.94 | 00:13.14 | 00:12.97 | 00:12.48 | 00:12.25 | 00:12.03 | 00:11.47 | 00:11.05 | 00:12.01 |
| Vitesse moyenne | 39,6 | 57,3 | 55,5 | 55,2 | 56,3 | 59,3 | 60,3 | 59,9 | 64 | 64,8 | 59,8 |

