

**Statistiques Tracking  
PARISLONGCHAMP  
C3 - PRIX DE L'ILE SAINT-LOUIS - 1850m  
jeudi 11 mai 2023 - 00:00  
Redk du 1er: 1'07"29**


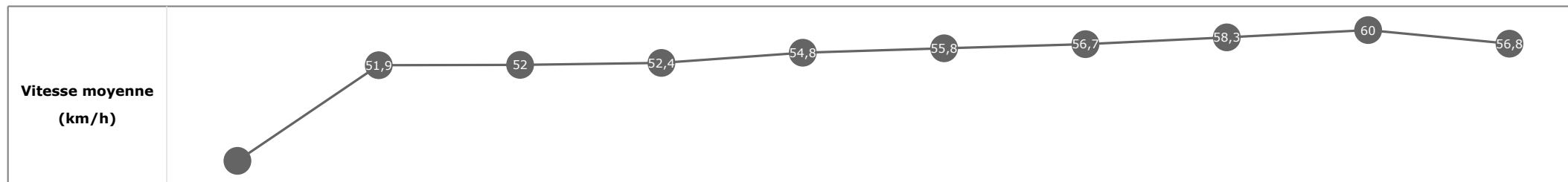
| Partant<br>(corde) | Cheval                       | Arrivée<br>officielle | Tronçons de 200m<br>Temps passage en tête<br>Durée du tronçon |                          | DEP - 950m              | 1000m - 800m            | 800m - 600m             | 600m - 400m             | 400m - 200m             | 200m - ARR           | Temps<br>officiel | Derniers<br>600m | Parcouru<br>vs. 1er |
|--------------------|------------------------------|-----------------------|---|--------------------------|-------------------------|-------------------------|-------------------------|-------------------------|-------------------------|----------------------|-------------------|------------------|---------------------|
|                    |                              |                       | Vitesse<br>Max  | 200m les<br>plus rapides | 01:00.62<br>01:00.62    | 01:14.22<br>00:13.60    | 01:27.07<br>00:12.85    | 01:39.80<br>00:12.73    | 01:51.81<br>00:12.00    | 02:04.50<br>00:12.68 |                   |                  |                     |
| 7<br>(3)           | MORSAN<br>H. BOUTIN          | 1                     | 62,14<br>T5   | 00:12.00<br>T5           | 01:00.62 1<br>01:00.62  | 01:14.22 1<br>00:13.60  | 01:27.07 1<br>00:12.85  | 01:39.80 1<br>00:12.73  | 01:51.81 1<br>00:12.00  | 02:04.50<br>00:12.68 | 2'04"50           | 00:37.42         |                     |
| 5<br>(5)           | ZELZALITA<br>B. MURZABAYEV   | 2                     | 62,42<br>T5   | 00:11.87<br>T5           | 01:01.34 5<br>01:01.34  | 01:14.96 5<br>00:13.62  | 01:27.66 5<br>00:12.70  | 01:40.29 5<br>00:12.62  | 01:52.16 3<br>00:11.87  | 02:05.04<br>00:12.87 | 2'05"04           | 00:37.37         | 1,01                |
| 2<br>(7)           | EL MANIFICO<br>C. DEMURO     | 3                     | 62,21<br>T5   | 00:11.82<br>T5           | 01:01.74 8<br>01:01.74  | 01:15.50 9<br>00:13.75  | 01:28.04 9<br>00:12.54  | 01:40.64 9<br>00:12.60  | 01:52.47 8<br>00:11.82  | 02:05.13<br>00:12.65 | 2'05"13           | 00:37.08         | 5,86                |
| 6<br>(9)           | SCREEN SHOT<br>G. MOSSE      | 4                     | 62,50<br>T5   | 00:11.95<br>T5           | 01:01.49 6<br>01:01.49  | 01:15.22 6<br>00:13.72  | 01:27.82 6<br>00:12.60  | 01:40.41 6<br>00:12.59  | 01:52.37 6<br>00:11.95  | 02:05.17<br>00:12.79 | 2'05"17           | 00:37.34         | 5,06                |
| 1<br>(2)           | REVENTADOR<br>M. BARZALONA   | 5                     | 62,82<br>T4   | 00:11.86<br>T5           | 01:01.98 11<br>01:01.98 | 01:15.68 11<br>00:13.70 | 01:28.10 10<br>00:12.42 | 01:40.68 10<br>00:12.57 | 01:52.54 9<br>00:11.86  | 02:05.25<br>00:12.71 | 2'05"26           | 00:37.15         | 5,43                |
| 10<br>(4)          | PUTUMAYO<br>C. LE GLAND      | 6                     | 61,49<br>T4   | 00:12.03<br>T5           | 01:01.60 7<br>01:01.60  | 01:15.26 7<br>00:13.66  | 01:27.96 8<br>00:12.69  | 01:40.52 8<br>00:12.56  | 01:52.56 10<br>00:12.03 | 02:05.35<br>00:12.78 |                   | 00:37.38         | 0,48                |
| 3<br>(8)           | NEROKAS<br>S. PASQUIER       | 7                     | 61,67<br>T5   | 00:12.15<br>T5           | 01:00.89 2<br>01:00.89  | 01:14.56 2<br>00:13.66  | 01:27.29 2<br>00:12.73  | 01:39.98 2<br>00:12.69  | 01:52.14 2<br>00:12.15  | 02:05.38<br>00:13.24 |                   | 00:38.09         | 6,67                |
| 9<br>(11)          | AJSAMAN<br>C. LECOEVRE       | 8                     | 62,21<br>T4   | 00:11.96<br>T5           | 01:01.83 10<br>01:01.83 | 01:15.40 8<br>00:13.56  | 01:27.83 7<br>00:12.43  | 01:40.42 7<br>00:12.58  | 01:52.39 7<br>00:11.96  | 02:05.40<br>00:13.00 |                   | 00:37.56         | 8,63                |
| 4<br>(1)           | VESINABA<br>T. PICCONE       | 9                     | 60,55<br>T5   | 00:12.17<br>T5           | 01:00.99 3<br>01:00.99  | 01:14.64 3<br>00:13.64  | 01:27.37 3<br>00:12.72  | 01:40.13 3<br>00:12.76  | 01:52.31 5<br>00:12.17  | 02:05.47<br>00:13.16 |                   | 00:38.09         | -0,17               |
| 11<br>(10)         | BANANA SHOT<br>S. VERMEERSCH | 10                    | 61,16<br>T5   | 00:11.98<br>T5           | 01:01.82 9<br>01:01.82  | 01:15.54 10<br>00:13.72 | 01:28.17 11<br>00:12.62 | 01:40.90 11<br>00:12.72 | 01:52.89 11<br>00:11.98 | 02:05.64<br>00:12.75 |                   | 00:37.46         | 2,23                |
| 8<br>(6)           | RIHAMA<br>A. POUCHIN         | 11                    | 61,60<br>T5   | 00:12.07<br>T5           | 01:01.22 4<br>01:01.22  | 01:14.91 4<br>00:13.68  | 01:27.56 4<br>00:12.65  | 01:40.18 4<br>00:12.62  | 01:52.26 4<br>00:12.07  | 02:05.68<br>00:13.41 |                   | 00:38.11         | 5,40                |

**Statistiques Tracking  
PARISLONGCHAMP  
C3 - PRIX DE L'ILE SAINT-LOUIS - 1850m  
jeudi 11 mai 2023 - 00:00  
Redk du 1er: 1'07"29**

Cheval **MORSAN**  
 Jockey **H. BOUTIN**  
 Rang d'arrivée **1**  
 Temps de parcours **02:04.50** redk : **1'07"29**  
 Tronçon le plus rapide **00:12.00** (tronçon 400m - 200m)  
 Vitesse maximale **62,14** (tronçon 400m - 200m)  
 Vitesse moyenne **54,3**

**Données de tracking**

| Tronçons de 200m         | DEP<br>1750m    | 1800m<br>1600m  | 1600m<br>1400m  | 1400m<br>1200m  | 1200m<br>1000m  | 1000m<br>800m   | 800m<br>600m    | 600m<br>400m    | 400m<br>200m    | 200m<br>ARR     |
|--------------------------|-----------------|-----------------|-----------------|-----------------|-----------------|-----------------|-----------------|-----------------|-----------------|-----------------|
| <b>Temps de parcours</b> | <b>00:04.95</b> | <b>00:18.81</b> | <b>00:32.76</b> | <b>00:46.94</b> | <b>01:00.62</b> | <b>01:14.22</b> | <b>01:27.07</b> | <b>01:39.80</b> | <b>01:51.81</b> | <b>02:04.50</b> |
| Temps du tronçon         | 00:04.95        | 00:13.85        | 00:13.95        | 00:14.17        | 00:13.68        | 00:13.60        | 00:12.85        | 00:12.73        | 00:12.00        | 00:12.68        |
| <b>Vitesse moyenne</b>   | 30              | 51,9            | 52              | 52,4            | 54,8            | 55,8            | 56,7            | 58,3            | 60              | 56,8            |

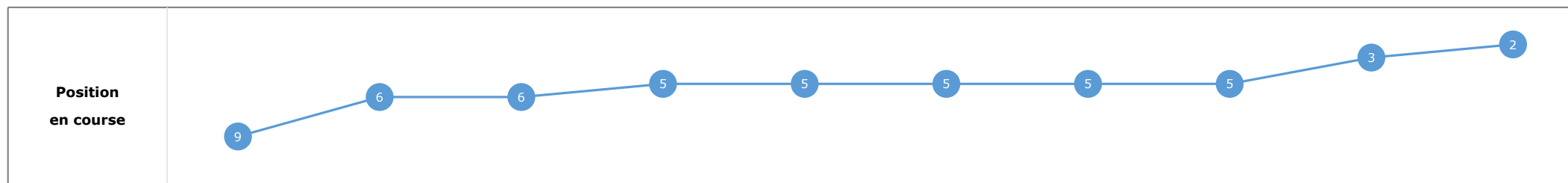
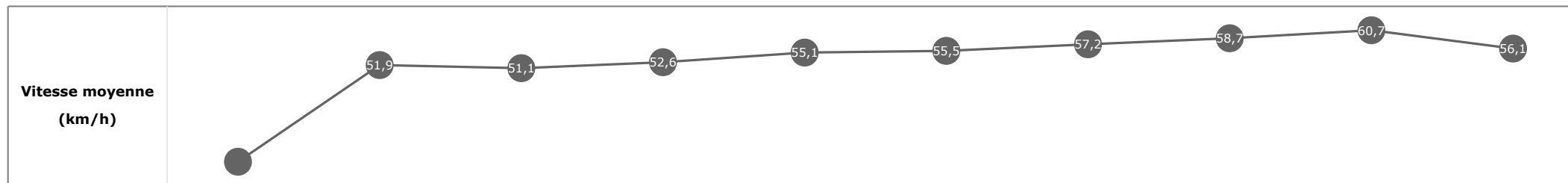


**Statistiques Tracking  
PARISLONGCHAMP  
C3 - PRIX DE L'ILE SAINT-LOUIS - 1850m  
jeudi 11 mai 2023 - 00:00  
Redk du 1er: 1'07"29**

Cheval **ZELZALITA**  
 Jockey **B. MURZABAYEV**  
 Rang d'arrivée **2**  
 Temps de parcours **02:05.04** redk : **1'07"58**  
 Tronçon le plus rapide **00:11.87** (tronçon 400m - 200m)  
 Vitesse maximale **62,42** (tronçon 400m - 200m)  
 Vitesse moyenne **54,1**

**Données de tracking**

| Tronçons de 200m         | DEP<br>1750m    | 1800m<br>1600m  | 1600m<br>1400m  | 1400m<br>1200m  | 1200m<br>1000m  | 1000m<br>800m   | 800m<br>600m    | 600m<br>400m    | 400m<br>200m    | 200m<br>ARR     |
|--------------------------|-----------------|-----------------|-----------------|-----------------|-----------------|-----------------|-----------------|-----------------|-----------------|-----------------|
| <b>Temps de parcours</b> | <b>00:05.44</b> | <b>00:19.30</b> | <b>00:33.42</b> | <b>00:47.64</b> | <b>01:01.34</b> | <b>01:14.96</b> | <b>01:27.66</b> | <b>01:40.29</b> | <b>01:52.16</b> | <b>02:05.04</b> |
| Temps du tronçon         | 00:05.44        | 00:13.85        | 00:14.12        | 00:14.21        | 00:13.70        | 00:13.62        | 00:12.70        | 00:12.62        | 00:11.87        | 00:12.87        |
| <b>Vitesse moyenne</b>   | 27,4            | 51,9            | 51,1            | 52,6            | 55,1            | 55,5            | 57,2            | 58,7            | 60,7            | 56,1            |


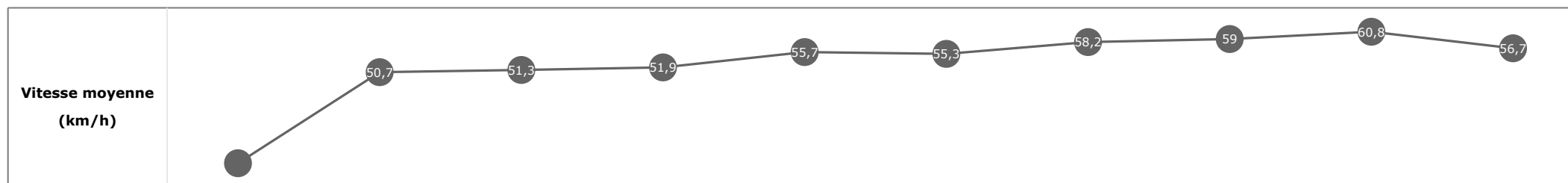


**Statistiques Tracking  
PARISLONGCHAMP  
C3 - PRIX DE L'ILE SAINT-LOUIS - 1850m  
jeudi 11 mai 2023 - 00:00  
Redk du 1er: 1'07"29**

Cheval **EL MANIFICO**  
 Jockey **C. DEMURO**  
 Rang d'arrivée **3**  
 Temps de parcours **02:05.13** redk : **1'07"63**  
 Tronçon le plus rapide **00:11.82** (tronçon 400m - 200m)  
 Vitesse maximale **62,21** (tronçon 400m - 200m)  
 Vitesse moyenne **54,2**

**Données de tracking**

| Tronçons de 200m         | DEP<br>1750m    | 1800m<br>1600m  | 1600m<br>1400m  | 1400m<br>1200m  | 1200m<br>1000m  | 1000m<br>800m   | 800m<br>600m    | 600m<br>400m    | 400m<br>200m    | 200m<br>ARR     |
|--------------------------|-----------------|-----------------|-----------------|-----------------|-----------------|-----------------|-----------------|-----------------|-----------------|-----------------|
| <b>Temps de parcours</b> | <b>00:05.20</b> | <b>00:19.47</b> | <b>00:33.63</b> | <b>00:48.01</b> | <b>01:01.74</b> | <b>01:15.50</b> | <b>01:28.04</b> | <b>01:40.64</b> | <b>01:52.47</b> | <b>02:05.13</b> |
| Temps du tronçon         | 00:05.20        | 00:14.27        | 00:14.16        | 00:14.37        | 00:13.73        | 00:13.75        | 00:12.54        | 00:12.60        | 00:11.82        | 00:12.65        |
| <b>Vitesse moyenne</b>   | 28,2            | 50,7            | 51,3            | 51,9            | 55,7            | 55,3            | 58,2            | 59              | 60,8            | 56,7            |



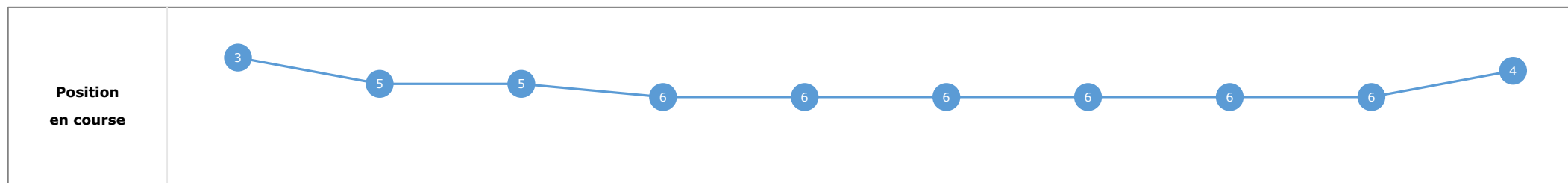
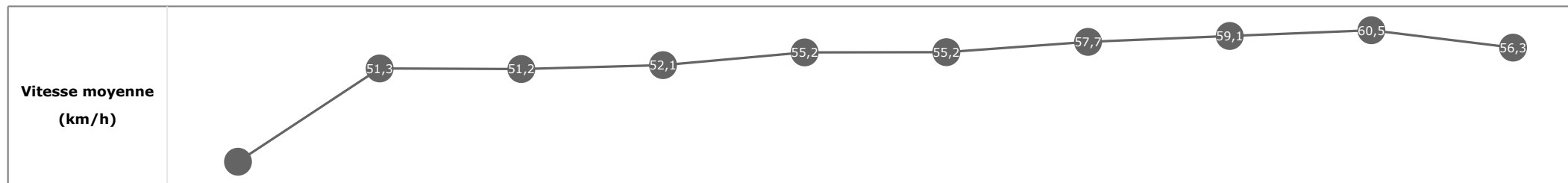
**Statistiques Tracking  
PARISLONGCHAMP  
C3 - PRIX DE L'ILE SAINT-LOUIS - 1850m  
jeudi 11 mai 2023 - 00:00  
Redk du 1er: 1'07"29**

Cheval  
Jockey  
Rang d'arrivée  
Temps de parcours  
Tronçon le plus rapide  
Vitesse maximale  
Vitesse moyenne

**SCREEN SHOT**  
G. MOSSE  
**4**  
**02:05.17** redk : **1'07"65**  
**00:11.95** (tronçon 400m - 200m)  
**62,50** (tronçon 400m - 200m)  
**54,1**

**Données de tracking**

| Tronçons de 200m         | DEP<br>1750m    | 1800m<br>1600m  | 1600m<br>1400m  | 1400m<br>1200m  | 1200m<br>1000m  | 1000m<br>800m   | 800m<br>600m    | 600m<br>400m    | 400m<br>200m    | 200m<br>ARR     |
|--------------------------|-----------------|-----------------|-----------------|-----------------|-----------------|-----------------|-----------------|-----------------|-----------------|-----------------|
| <b>Temps de parcours</b> | <b>00:05.14</b> | <b>00:19.24</b> | <b>00:33.36</b> | <b>00:47.75</b> | <b>01:01.49</b> | <b>01:15.22</b> | <b>01:27.82</b> | <b>01:40.41</b> | <b>01:52.37</b> | <b>02:05.17</b> |
| Temps du tronçon         | 00:05.14        | 00:14.10        | 00:14.12        | 00:14.38        | 00:13.74        | 00:13.72        | 00:12.60        | 00:12.59        | 00:11.95        | 00:12.79        |
| <b>Vitesse moyenne</b>   | 29              | 51,3            | 51,2            | 52,1            | 55,2            | 55,2            | 57,7            | 59,1            | 60,5            | 56,3            |

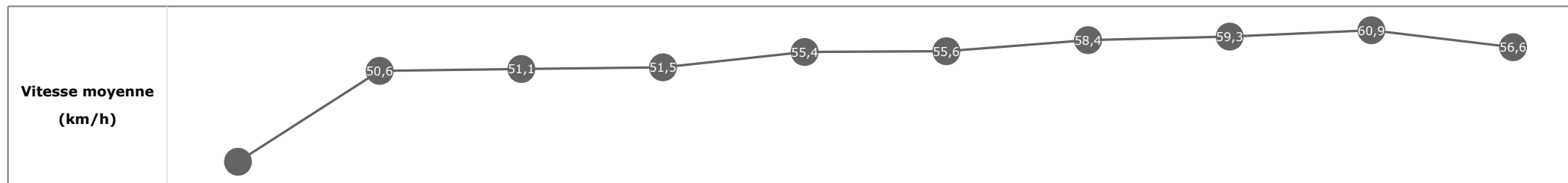


**Statistiques Tracking  
PARISLONGCHAMP  
C3 - PRIX DE L'ILE SAINT-LOUIS - 1850m  
jeudi 11 mai 2023 - 00:00  
Redk du 1er: 1'07"29**

Cheval **REVENTADOR**  
 Jockey **M. BARZALONA**  
 Rang d'arrivée **5**  
 Temps de parcours **02:05.25** redk : **1'07"70**  
 Tronçon le plus rapide **00:11.86** (tronçon 400m - 200m)  
 Vitesse maximale **62,82** (tronçon 600m - 400m)  
 Vitesse moyenne **54,1**

**Données de tracking**

| Tronçons de 200m         | DEP<br>1750m    | 1800m<br>1600m  | 1600m<br>1400m  | 1400m<br>1200m  | 1200m<br>1000m  | 1000m<br>800m   | 800m<br>600m    | 600m<br>400m    | 400m<br>200m    | 200m<br>ARR     |
|--------------------------|-----------------|-----------------|-----------------|-----------------|-----------------|-----------------|-----------------|-----------------|-----------------|-----------------|
| <b>Temps de parcours</b> | <b>00:05.36</b> | <b>00:19.59</b> | <b>00:33.77</b> | <b>00:48.28</b> | <b>01:01.98</b> | <b>01:15.68</b> | <b>01:28.10</b> | <b>01:40.68</b> | <b>01:52.54</b> | <b>02:05.25</b> |
| Temps du tronçon         | 00:05.36        | 00:14.22        | 00:14.18        | 00:14.51        | 00:13.69        | 00:13.70        | 00:12.42        | 00:12.57        | 00:11.86        | 00:12.71        |
| <b>Vitesse moyenne</b>   | 27,7            | 50,6            | 51,1            | 51,5            | 55,4            | 55,6            | 58,4            | 59,3            | 60,9            | 56,6            |

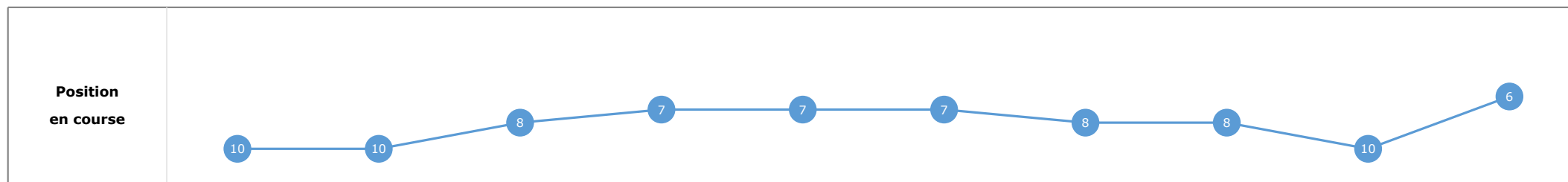
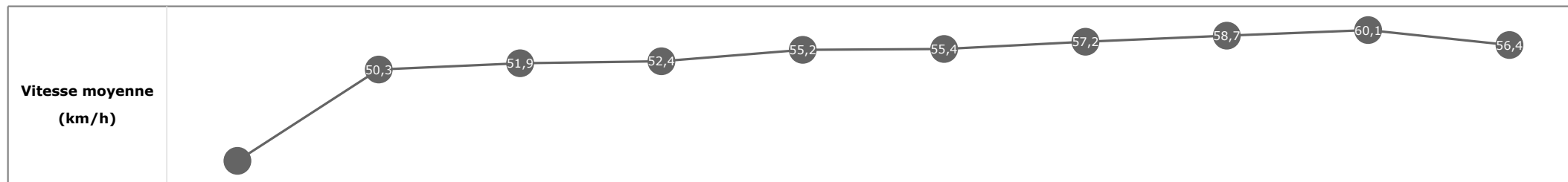


**Statistiques Tracking  
PARISLONGCHAMP  
C3 - PRIX DE L'ILE SAINT-LOUIS - 1850m  
jeudi 11 mai 2023 - 00:00  
Redk du 1er: 1'07"29**

Cheval **PUTUMAYO**  
 Jockey **C. LE GLAND**  
 Rang d'arrivée **6**  
 Temps de parcours **02:05.35**  
 Tronçon le plus rapide **00:12.03** (tronçon 400m - 200m)  
 Vitesse maximale **61,49** (tronçon 600m - 400m)  
 Vitesse moyenne **53,9**

**Données de tracking**

| Tronçons de 200m         | DEP<br>1750m    | 1800m<br>1600m  | 1600m<br>1400m  | 1400m<br>1200m  | 1200m<br>1000m  | 1000m<br>800m   | 800m<br>600m    | 600m<br>400m    | 400m<br>200m    | 200m<br>ARR     |
|--------------------------|-----------------|-----------------|-----------------|-----------------|-----------------|-----------------|-----------------|-----------------|-----------------|-----------------|
| <b>Temps de parcours</b> | <b>00:05.44</b> | <b>00:19.77</b> | <b>00:33.70</b> | <b>00:47.91</b> | <b>01:01.60</b> | <b>01:15.26</b> | <b>01:27.96</b> | <b>01:40.52</b> | <b>01:52.56</b> | <b>02:05.35</b> |
| Temps du tronçon         | 00:05.44        | 00:14.33        | 00:13.92        | 00:14.21        | 00:13.68        | 00:13.66        | 00:12.69        | 00:12.56        | 00:12.03        | 00:12.78        |
| <b>Vitesse moyenne</b>   | 27,5            | 50,3            | 51,9            | 52,4            | 55,2            | 55,4            | 57,2            | 58,7            | 60,1            | 56,4            |

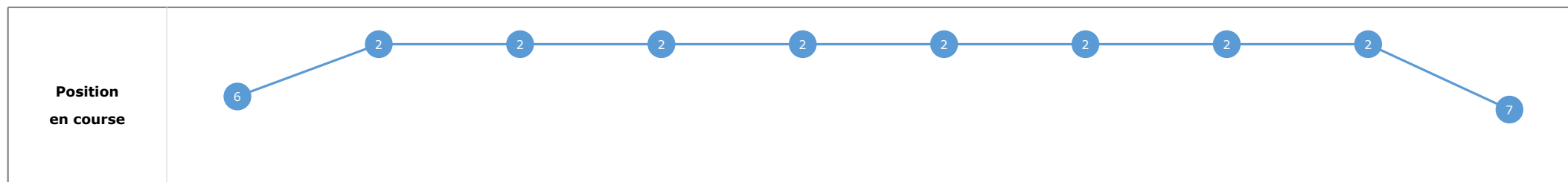
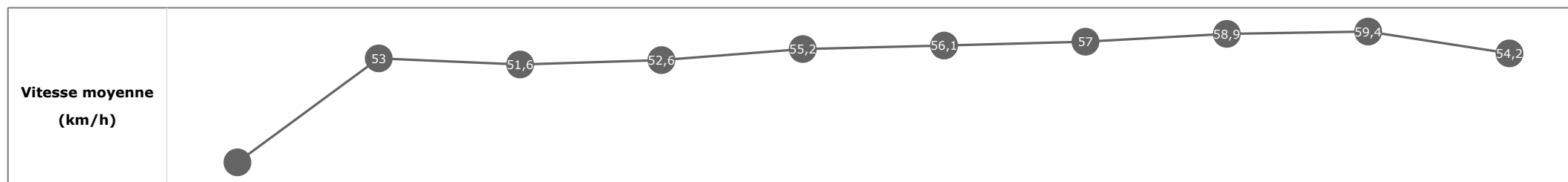


**Statistiques Tracking  
PARISLONGCHAMP  
C3 - PRIX DE L'ILE SAINT-LOUIS - 1850m  
jeudi 11 mai 2023 - 00:00  
Redk du 1er: 1'07"29**

Cheval **NEROKAS**  
 Jockey **S. PASQUIER**  
 Rang d'arrivée **7**  
 Temps de parcours **02:05.38**  
 Tronçon le plus rapide **00:12.15** (tronçon 400m - 200m)  
 Vitesse maximale **61,67** (tronçon 400m - 200m)  
 Vitesse moyenne **54,1**

**Données de tracking**

| Tronçons de 200m         | DEP<br>1750m    | 1800m<br>1600m  | 1600m<br>1400m  | 1400m<br>1200m  | 1200m<br>1000m  | 1000m<br>800m   | 800m<br>600m    | 600m<br>400m    | 400m<br>200m    | 200m<br>ARR     |
|--------------------------|-----------------|-----------------|-----------------|-----------------|-----------------|-----------------|-----------------|-----------------|-----------------|-----------------|
| <b>Temps de parcours</b> | <b>00:05.26</b> | <b>00:18.93</b> | <b>00:32.90</b> | <b>00:47.16</b> | <b>01:00.89</b> | <b>01:14.56</b> | <b>01:27.29</b> | <b>01:39.98</b> | <b>01:52.14</b> | <b>02:05.38</b> |
| Temps du tronçon         | 00:05.26        | 00:13.67        | 00:13.97        | 00:14.26        | 00:13.72        | 00:13.66        | 00:12.73        | 00:12.69        | 00:12.15        | 00:13.24        |
| <b>Vitesse moyenne</b>   | 28,2            | 53              | 51,6            | 52,6            | 55,2            | 56,1            | 57              | 58,9            | 59,4            | 54,2            |



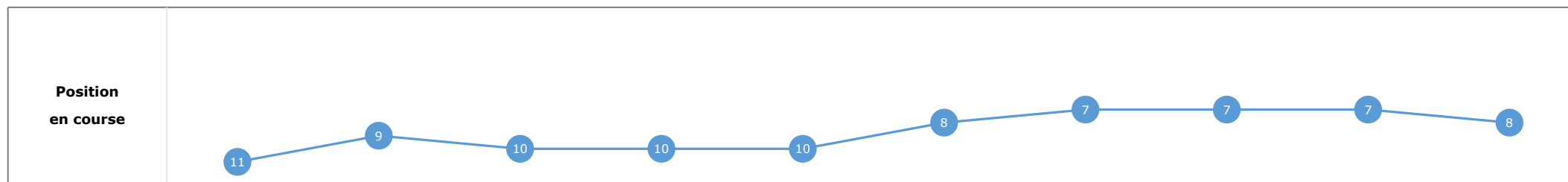
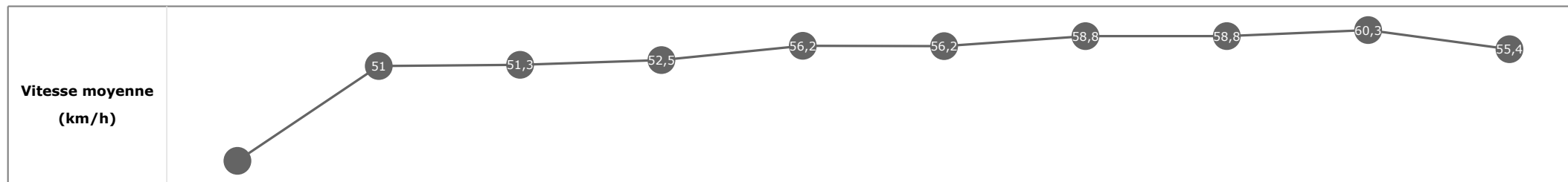


**Statistiques Tracking  
PARISLONGCHAMP  
C3 - PRIX DE L'ILE SAINT-LOUIS - 1850m  
jeudi 11 mai 2023 - 00:00  
Redk du 1er: 1'07"29**

Cheval **AJSAMAN**  
 Jockey **C. LECOEUVRE**  
 Rang d'arrivée **8**  
 Temps de parcours **02:05.40**  
 Tronçon le plus rapide **00:11.96** (tronçon 400m - 200m)  
 Vitesse maximale **62,21** (tronçon 600m - 400m)  
 Vitesse moyenne **54,1**

**Données de tracking**

| Tronçons de 200m         | DEP<br>1750m    | 1800m<br>1600m  | 1600m<br>1400m  | 1400m<br>1200m  | 1200m<br>1000m  | 1000m<br>800m   | 800m<br>600m    | 600m<br>400m    | 400m<br>200m    | 200m<br>ARR     |
|--------------------------|-----------------|-----------------|-----------------|-----------------|-----------------|-----------------|-----------------|-----------------|-----------------|-----------------|
| <b>Temps de parcours</b> | <b>00:05.52</b> | <b>00:19.73</b> | <b>00:33.89</b> | <b>00:48.24</b> | <b>01:01.83</b> | <b>01:15.40</b> | <b>01:27.83</b> | <b>01:40.42</b> | <b>01:52.39</b> | <b>02:05.40</b> |
| Temps du tronçon         | 00:05.52        | 00:14.20        | 00:14.16        | 00:14.34        | 00:13.59        | 00:13.56        | 00:12.43        | 00:12.58        | 00:11.96        | 00:13.00        |
| <b>Vitesse moyenne</b>   | 26,3            | 51              | 51,3            | 52,5            | 56,2            | 56,2            | 58,8            | 58,8            | 60,3            | 55,4            |

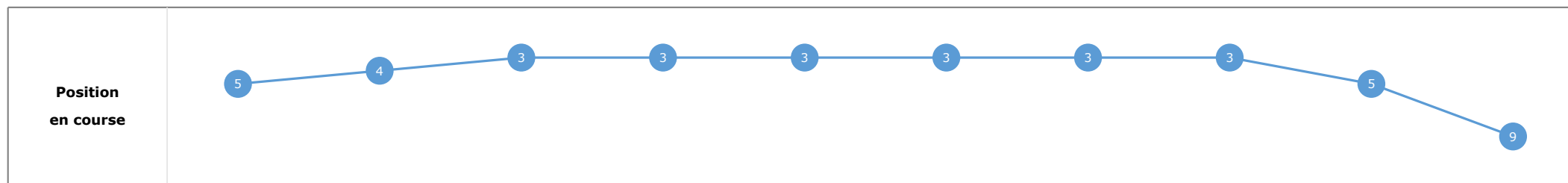
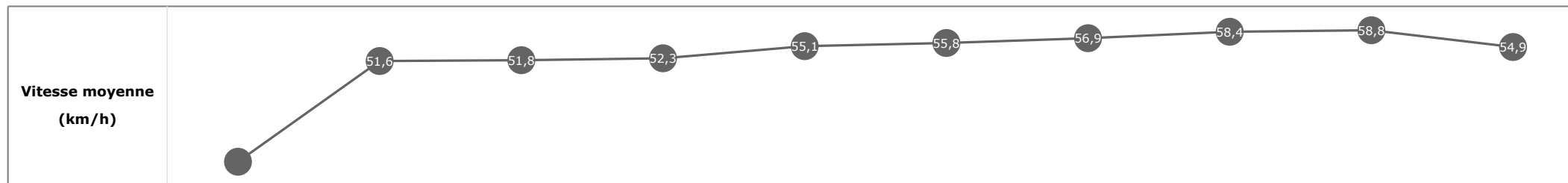


**Statistiques Tracking  
PARISLONGCHAMP  
C3 - PRIX DE L'ILE SAINT-LOUIS - 1850m  
jeudi 11 mai 2023 - 00:00  
Redk du 1er: 1'07"29**

Cheval **VESINABA**  
 Jockey **T. PICCONE**  
 Rang d'arrivée **9**  
 Temps de parcours **02:05.47**  
 Tronçon le plus rapide **00:12.17** (tronçon 400m - 200m)  
 Vitesse maximale **60,55** (tronçon 400m - 200m)  
 Vitesse moyenne **53,9**

**Données de tracking**

| Tronçons de 200m         | DEP<br>1750m    | 1800m<br>1600m  | 1600m<br>1400m  | 1400m<br>1200m  | 1200m<br>1000m  | 1000m<br>800m   | 800m<br>600m    | 600m<br>400m    | 400m<br>200m    | 200m<br>ARR     |
|--------------------------|-----------------|-----------------|-----------------|-----------------|-----------------|-----------------|-----------------|-----------------|-----------------|-----------------|
| <b>Temps de parcours</b> | <b>00:05.25</b> | <b>00:19.19</b> | <b>00:33.12</b> | <b>00:47.31</b> | <b>01:00.99</b> | <b>01:14.64</b> | <b>01:27.37</b> | <b>01:40.13</b> | <b>01:52.31</b> | <b>02:05.47</b> |
| Temps du tronçon         | 00:05.25        | 00:13.93        | 00:13.92        | 00:14.19        | 00:13.68        | 00:13.64        | 00:12.72        | 00:12.76        | 00:12.17        | 00:13.16        |
| <b>Vitesse moyenne</b>   | 28,3            | 51,6            | 51,8            | 52,3            | 55,1            | 55,8            | 56,9            | 58,4            | 58,8            | 54,9            |

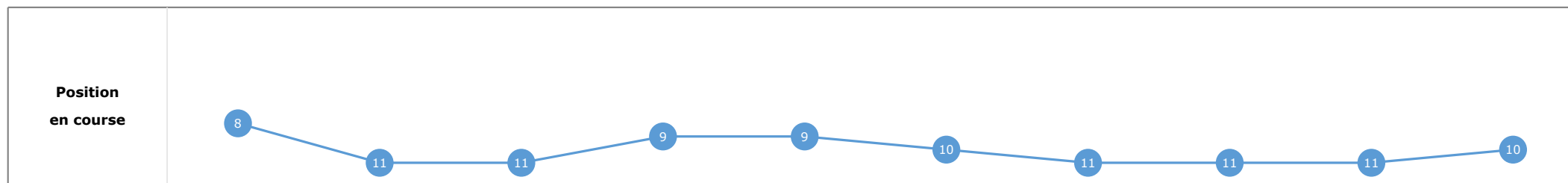
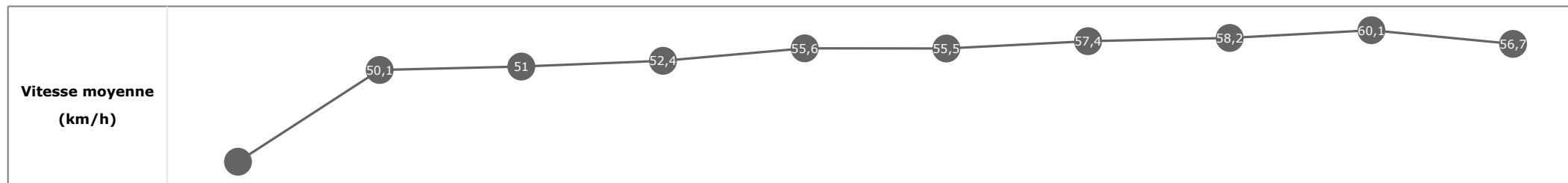


**Statistiques Tracking  
PARISLONGCHAMP  
C3 - PRIX DE L'ILE SAINT-LOUIS - 1850m  
jeudi 11 mai 2023 - 00:00  
Redk du 1er: 1'07"29**

Cheval **BANANA SHOT**  
 Jockey **S. VERMEERSCH**  
 Rang d'arrivée **10**  
 Temps de parcours **02:05.64**  
 Tronçon le plus rapide **00:11.98** (tronçon 400m - 200m)  
 Vitesse maximale **61,16** (tronçon 400m - 200m)  
 Vitesse moyenne **53,8**

**Données de tracking**

| Tronçons de 200m         | DEP<br>1750m    | 1800m<br>1600m  | 1600m<br>1400m  | 1400m<br>1200m  | 1200m<br>1000m  | 1000m<br>800m   | 800m<br>600m    | 600m<br>400m    | 400m<br>200m    | 200m<br>ARR     |
|--------------------------|-----------------|-----------------|-----------------|-----------------|-----------------|-----------------|-----------------|-----------------|-----------------|-----------------|
| <b>Temps de parcours</b> | <b>00:05.40</b> | <b>00:19.87</b> | <b>00:34.02</b> | <b>00:48.22</b> | <b>01:01.82</b> | <b>01:15.54</b> | <b>01:28.17</b> | <b>01:40.90</b> | <b>01:52.89</b> | <b>02:05.64</b> |
| Temps du tronçon         | 00:05.40        | 00:14.46        | 00:14.14        | 00:14.20        | 00:13.59        | 00:13.72        | 00:12.62        | 00:12.72        | 00:11.98        | 00:12.75        |
| <b>Vitesse moyenne</b>   | 27              | 50,1            | 51              | 52,4            | 55,6            | 55,5            | 57,4            | 58,2            | 60,1            | 56,7            |



**Statistiques Tracking  
PARISLONGCHAMP  
C3 - PRIX DE L'ILE SAINT-LOUIS - 1850m  
jeudi 11 mai 2023 - 00:00  
Redk du 1er: 1'07"29**

Cheval **RIHAMA**  
 Jockey **A. POUCHIN**  
 Rang d'arrivée **11**  
 Temps de parcours **02:05.68**  
 Tronçon le plus rapide **00:12.07** (tronçon 400m - 200m)  
 Vitesse maximale **61,60** (tronçon 400m - 200m)  
 Vitesse moyenne **53,9**

**Données de tracking**

| Tronçons de 200m         | DEP<br>1750m    | 1800m<br>1600m  | 1600m<br>1400m  | 1400m<br>1200m  | 1200m<br>1000m  | 1000m<br>800m   | 800m<br>600m    | 600m<br>400m    | 400m<br>200m    | 200m<br>ARR     |
|--------------------------|-----------------|-----------------|-----------------|-----------------|-----------------|-----------------|-----------------|-----------------|-----------------|-----------------|
| <b>Temps de parcours</b> | <b>00:05.10</b> | <b>00:19.08</b> | <b>00:33.16</b> | <b>00:47.46</b> | <b>01:01.22</b> | <b>01:14.91</b> | <b>01:27.56</b> | <b>01:40.18</b> | <b>01:52.26</b> | <b>02:05.68</b> |
| Temps du tronçon         | 00:05.10        | 00:13.97        | 00:14.07        | 00:14.30        | 00:13.75        | 00:13.68        | 00:12.65        | 00:12.62        | 00:12.07        | 00:13.41        |
| <b>Vitesse moyenne</b>   | 28,6            | 51,8            | 51,5            | 52,3            | 55,1            | 55,8            | 57,7            | 58,8            | 59,7            | 53,6            |

