

**Statistiques Tracking  
PARISLONGCHAMP  
C6 - PRIX DE PONTOISE - 2250m  
jeudi 11 mai 2023 - 00:00  
Redk du 1er: 1'09"48**

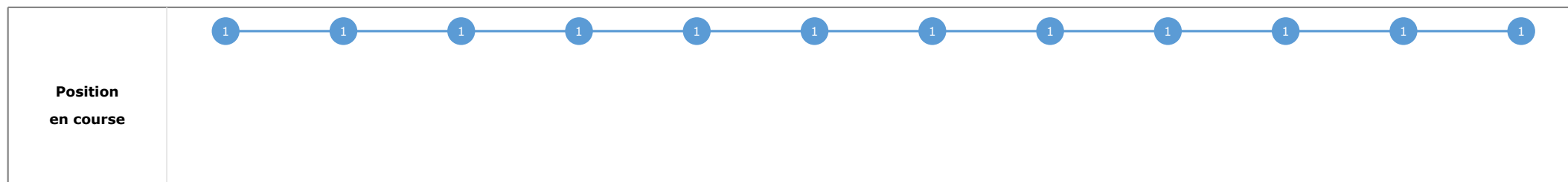
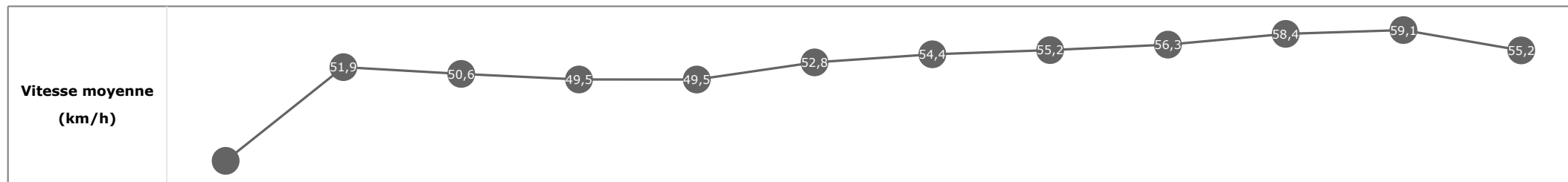
Partant (corde)	Cheval	Arrivée officielle	Tronçons de 200m Temps passage en tête Durée du tronçon		DEP - 950m	1000m - 800m	800m - 600m	600m - 400m	400m - 200m	200m - ARR	Temps officiel	Derniers 600m	Parcouru vs. 1er
			Vitesse Max	200m les plus rapides	01:31.80 01:31.80	01:45.38 00:13.58	01:58.80 00:13.42	02:11.08 00:12.27	02:23.32 00:12.24	02:36.35 00:13.02			
<b>1</b> (6)	<b>AUENWOLF</b> B. MURZABAYEV	1	60,59 T5	00:12.24 T5	<b>01:31.80</b> 1 01:31.80	<b>01:45.38</b> 1 00:13.58	<b>01:58.80</b> 1 00:13.42	<b>02:11.08</b> 1 00:12.27	<b>02:23.32</b> 1 00:12.24	<b>02:36.35</b> 1 00:13.02	2'36"35	00:37.54	
<b>2</b> (1)	<b>KAPTAIN NORDIK</b> A. BOURGEAIS	2	61,20 T4	00:12.14 T5	<b>01:32.08</b> 2 01:32.08	<b>01:45.74</b> 2 00:13.66	<b>01:59.16</b> 2 00:13.42	<b>02:11.31</b> 2 00:12.14	<b>02:23.45</b> 3 00:12.14	<b>02:36.61</b> 3 00:13.16	2'36"62	00:37.45	1,05
<b>4</b> (5)	<b>KALAO</b> M. BARZALONA	3	64,01 T5	00:11.85 T4	<b>01:32.45</b> 4 01:32.45	<b>01:46.27</b> 4 00:13.81	<b>01:59.68</b> 4 00:13.40	<b>02:11.53</b> 3 00:11.85	<b>02:23.42</b> 2 00:11.88	<b>02:36.68</b> 2 00:13.26	2'36"69	00:37.00	-0,02
<b>3</b> (3)	<b>COGOLIN</b> O. PESLIER	4	61,63 T4	00:12.21 T4	<b>01:32.34</b> 3 01:32.34	<b>01:46.02</b> 3 00:13.68	<b>01:59.42</b> 3 00:13.39	<b>02:11.63</b> 4 00:12.21	<b>02:23.89</b> 4 00:12.26	<b>02:37.62</b> 4 00:13.73	2'37"63	00:38.20	-2,50
<b>7</b> (4)	<b>LA BARILLETTE</b> A. LEMAITRE	5	60,70 T5	00:12.14 T5	<b>01:33.03</b> 7 01:33.03	<b>01:46.90</b> 7 00:13.87	<b>02:00.23</b> 7 00:13.32	<b>02:12.50</b> 6 00:12.27	<b>02:24.65</b> 5 00:12.14	<b>02:37.73</b> 5 00:13.08	2'37"74	00:37.50	0,45
<b>6</b> (7)	<b>ROYAL MONARCH</b> M. GUYON	6	59,83 T5	00:12.36 T4	<b>01:32.77</b> 6 01:32.77	<b>01:46.58</b> 6 00:13.80	<b>01:59.95</b> 6 00:13.37	<b>02:12.32</b> 5 00:12.36	<b>02:25.32</b> 6 00:13.00	<b>02:39.63</b> 6 00:14.31	2'39"64	00:39.67	1,02
<b>5</b> (2)	<b>KAYRAT</b> A. MOLINS	7	58,18 T4	00:12.59 T4	<b>01:32.62</b> 5 01:32.62	<b>01:46.40</b> 5 00:13.78	<b>01:59.91</b> 5 00:13.51	<b>02:12.51</b> 7 00:12.59	<b>02:25.98</b> 7 00:13.46	<b>02:42.06</b> 7 00:16.08	2'42"06	00:42.14	-2,19

**Statistiques Tracking  
PARISLONGCHAMP  
C6 - PRIX DE PONTOISE - 2250m  
jeudi 11 mai 2023 - 00:00  
Redk du 1er: 1'09"48**

Cheval **AUENWOLF**  
 Jockey **B. MURZABAYEV**  
 Rang d'arrivée **1**  
 Temps de parcours **02:36.35** redk : **1'09"48**  
 Tronçon le plus rapide **00:12.24** (tronçon 400m - 200m)  
 Vitesse maximale **60,59** (tronçon 400m - 200m)  
 Vitesse moyenne **52,8**

**Données de tracking**

Tronçons de 200m	DEP 2150m	2200m 2000m	2000m 1800m	1800m 1600m	1600m 1400m	1400m 1200m	1200m 1000m	1000m 800m	800m 600m	600m 400m	400m 200m	200m ARR
<b>Temps de parcours</b>	<b>00:06.82</b>	<b>00:20.66</b>	<b>00:34.88</b>	<b>00:49.51</b>	<b>01:04.14</b>	<b>01:18.06</b>	<b>01:31.80</b>	<b>01:45.38</b>	<b>01:58.80</b>	<b>02:11.08</b>	<b>02:23.32</b>	<b>02:36.35</b>
Temps du tronçon	00:06.82	00:13.83	00:14.21	00:14.63	00:14.63	00:13.91	00:13.73	00:13.58	00:13.42	00:12.27	00:12.24	00:13.02
<b>Vitesse moyenne</b>	33,7	51,9	50,6	49,5	49,5	52,8	54,4	55,2	56,3	58,4	59,1	55,2

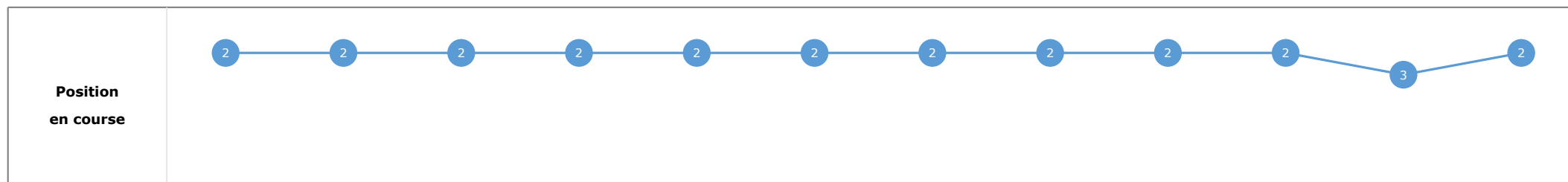
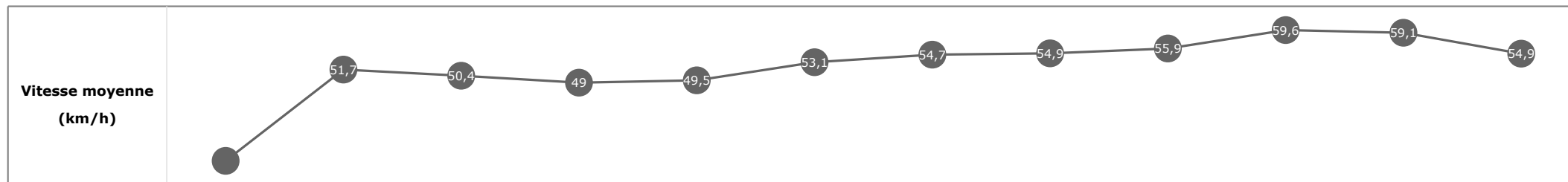


**Statistiques Tracking  
PARISLONGCHAMP  
C6 - PRIX DE PONTOISE - 2250m  
jeudi 11 mai 2023 - 00:00  
Redk du 1er: 1'09"48**

Cheval **KAPTAIN NORDIK**  
 Jockey **A. BOURGEOIS**  
 Rang d'arrivée **2**  
 Temps de parcours **02:36.61** redk : **1'09"60**  
 Tronçon le plus rapide **00:12.14** (tronçon 400m - 200m)  
 Vitesse maximale **61,20** (tronçon 600m - 400m)  
 Vitesse moyenne **52,8**

**Données de tracking**

Tronçons de 200m	DEP 2150m	2200m 2000m	2000m 1800m	1800m 1600m	1600m 1400m	1400m 1200m	1200m 1000m	1000m 800m	800m 600m	600m 400m	400m 200m	200m ARR
<b>Temps de parcours</b>	<b>00:06.92</b>	<b>00:20.84</b>	<b>00:35.14</b>	<b>00:49.85</b>	<b>01:04.50</b>	<b>01:18.41</b>	<b>01:32.08</b>	<b>01:45.74</b>	<b>01:59.16</b>	<b>02:11.31</b>	<b>02:23.45</b>	<b>02:36.61</b>
Temps du tronçon	00:06.92	00:13.92	00:14.29	00:14.71	00:14.64	00:13.91	00:13.66	00:13.66	00:13.42	00:12.14	00:12.14	00:13.16
<b>Vitesse moyenne</b>	33,3	51,7	50,4	49	49,5	53,1	54,7	54,9	55,9	59,6	59,1	54,9

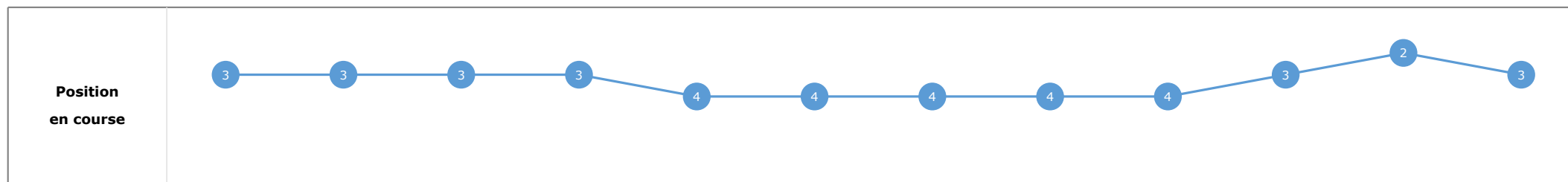
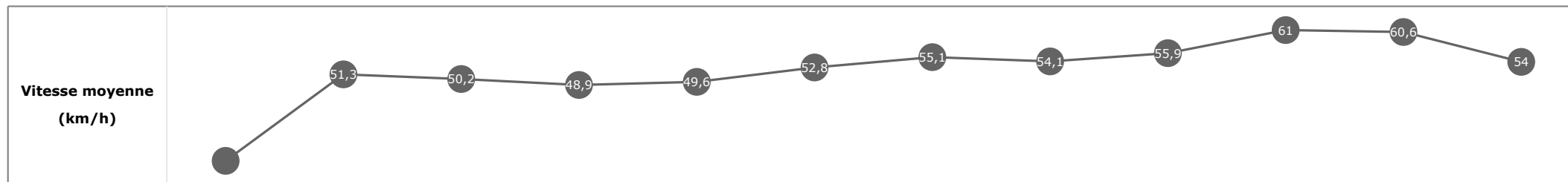


**Statistiques Tracking  
PARISLONGCHAMP  
C6 - PRIX DE PONTOISE - 2250m  
jeudi 11 mai 2023 - 00:00  
Redk du 1er: 1'09"48**

Cheval **KALAOS**  
 Jockey **M. BARZALONA**  
 Rang d'arrivée **3**  
 Temps de parcours **02:36.68** redk : **1'09"64**  
 Tronçon le plus rapide **00:11.85** (tronçon 600m - 400m)  
 Vitesse maximale **64,01** (tronçon 400m - 200m)  
 Vitesse moyenne **52,7**

**Données de tracking**

Tronçons de 200m	DEP 2150m	2200m 2000m	2000m 1800m	1800m 1600m	1600m 1400m	1400m 1200m	1200m 1000m	1000m 800m	800m 600m	600m 400m	400m 200m	200m ARR
<b>Temps de parcours</b>	<b>00:07.07</b>	<b>00:21.14</b>	<b>00:35.46</b>	<b>00:50.18</b>	<b>01:04.86</b>	<b>01:18.85</b>	<b>01:32.45</b>	<b>01:46.27</b>	<b>01:59.68</b>	<b>02:11.53</b>	<b>02:23.42</b>	<b>02:36.68</b>
Temps du tronçon	00:07.07	00:14.07	00:14.31	00:14.72	00:14.68	00:13.98	00:13.60	00:13.81	00:13.40	00:11.85	00:11.88	00:13.26
<b>Vitesse moyenne</b>	32,2	51,3	50,2	48,9	49,6	52,8	55,1	54,1	55,9	61	60,6	54

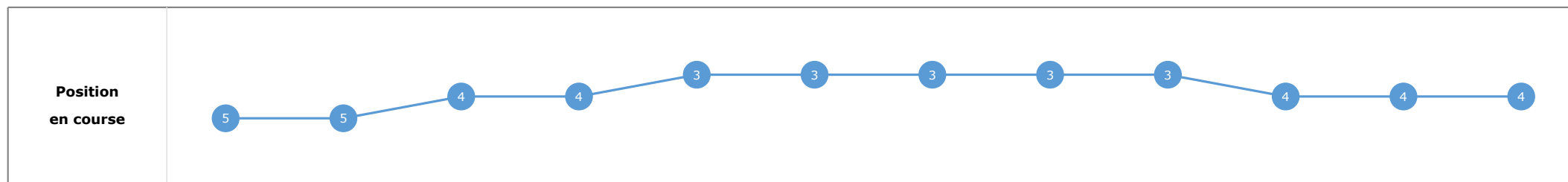
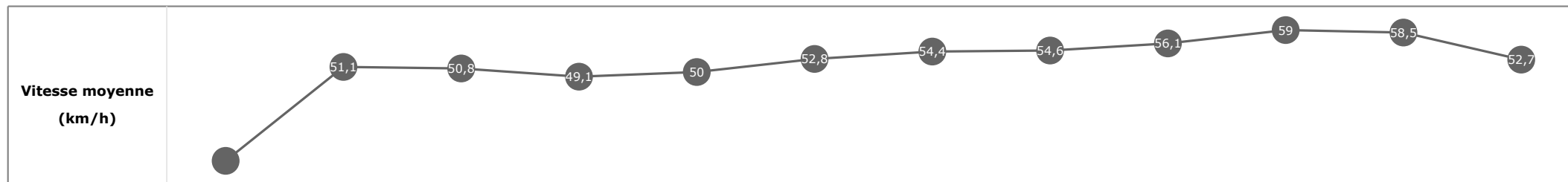


**Statistiques Tracking  
PARISLONGCHAMP  
C6 - PRIX DE PONTOISE - 2250m  
jeudi 11 mai 2023 - 00:00  
Redk du 1er: 1'09"48**

Cheval **COGOLIN**  
 Jockey **O. PESLIER**  
 Rang d'arrivée **4**  
 Temps de parcours **02:37.62** redk : **1'10"05**  
 Tronçon le plus rapide **00:12.21** (tronçon 600m - 400m)  
 Vitesse maximale **61,63** (tronçon 600m - 400m)  
 Vitesse moyenne **52,4**

**Données de tracking**

Tronçons de 200m	DEP 2150m	2200m 2000m	2000m 1800m	1800m 1600m	1600m 1400m	1400m 1200m	1200m 1000m	1000m 800m	800m 600m	600m 400m	400m 200m	200m ARR
<b>Temps de parcours</b>	<b>00:07.28</b>	<b>00:21.43</b>	<b>00:35.57</b>	<b>00:50.32</b>	<b>01:04.77</b>	<b>01:18.72</b>	<b>01:32.34</b>	<b>01:46.02</b>	<b>01:59.42</b>	<b>02:11.63</b>	<b>02:23.89</b>	<b>02:37.62</b>
Temps du tronçon	00:07.28	00:14.14	00:14.14	00:14.74	00:14.45	00:13.94	00:13.62	00:13.68	00:13.39	00:12.21	00:12.26	00:13.73
<b>Vitesse moyenne</b>	31,1	51,1	50,8	49,1	50	52,8	54,4	54,6	56,1	59	58,5	52,7

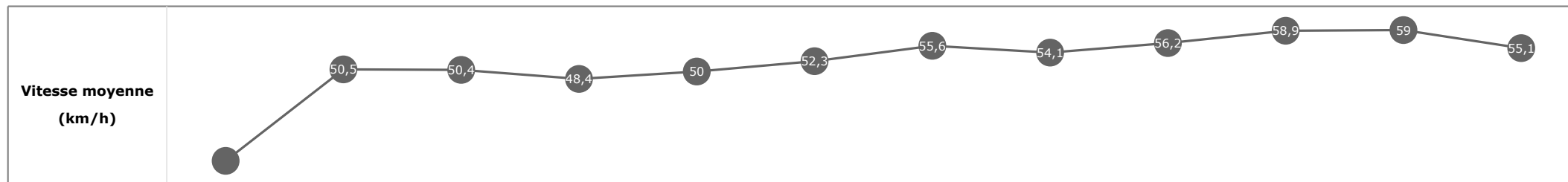


**Statistiques Tracking  
PARISLONGCHAMP  
C6 - PRIX DE PONTOISE - 2250m  
jeudi 11 mai 2023 - 00:00  
Redk du 1er: 1'09"48**

Cheval **LA BARILLETTE**  
 Jockey **A. LEMAITRE**  
 Rang d'arrivée **5**  
 Temps de parcours **02:37.73** redk : **1'10"10**  
 Tronçon le plus rapide **00:12.14** (tronçon 400m - 200m)  
 Vitesse maximale **60,70** (tronçon 400m - 200m)  
 Vitesse moyenne **52,4**

**Données de tracking**

Tronçons de 200m	DEP 2150m	2200m 2000m	2000m 1800m	1800m 1600m	1600m 1400m	1400m 1200m	1200m 1000m	1000m 800m	800m 600m	600m 400m	400m 200m	200m ARR
<b>Temps de parcours</b>	<b>00:07.52</b>	<b>00:21.70</b>	<b>00:36.04</b>	<b>00:50.89</b>	<b>01:05.51</b>	<b>01:19.50</b>	<b>01:33.03</b>	<b>01:46.90</b>	<b>02:00.23</b>	<b>02:12.50</b>	<b>02:24.65</b>	<b>02:37.73</b>
Temps du tronçon	00:07.52	00:14.18	00:14.34	00:14.84	00:14.61	00:13.99	00:13.53	00:13.87	00:13.32	00:12.27	00:12.14	00:13.08
<b>Vitesse moyenne</b>	30,6	50,5	50,4	48,4	50	52,3	55,6	54,1	56,2	58,9	59	55,1

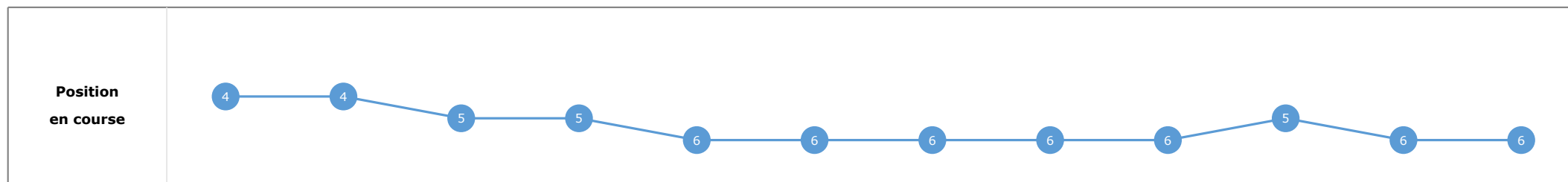
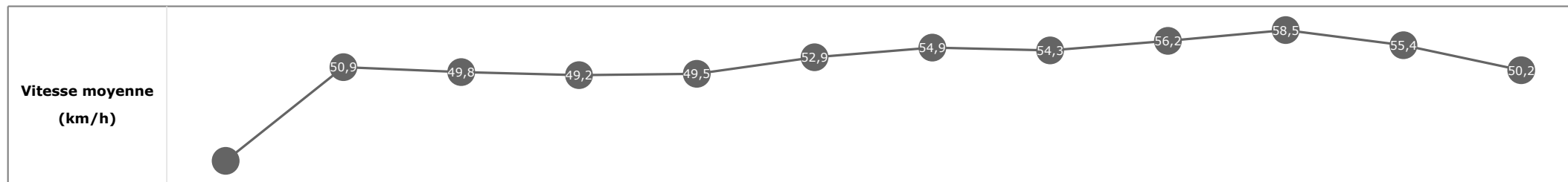


**Statistiques Tracking  
PARISLONGCHAMP  
C6 - PRIX DE PONTOISE - 2250m  
jeudi 11 mai 2023 - 00:00  
Redk du 1er: 1'09"48**

Cheval **ROYAL MONARCH**  
 Jockey **M. GUYON**  
 Rang d'arrivée **6**  
 Temps de parcours **02:39.63** redk : **1'10"95**  
 Tronçon le plus rapide **00:12.36** (tronçon 600m - 400m)  
 Vitesse maximale **59,83** (tronçon 400m - 200m)  
 Vitesse moyenne **51,8**

**Données de tracking**

Tronçons de 200m	DEP 2150m	2200m 2000m	2000m 1800m	1800m 1600m	1600m 1400m	1400m 1200m	1200m 1000m	1000m 800m	800m 600m	600m 400m	400m 200m	200m ARR
<b>Temps de parcours</b>	<b>00:07.23</b>	<b>00:21.42</b>	<b>00:35.80</b>	<b>00:50.52</b>	<b>01:05.22</b>	<b>01:19.20</b>	<b>01:32.77</b>	<b>01:46.58</b>	<b>01:59.95</b>	<b>02:12.32</b>	<b>02:25.32</b>	<b>02:39.63</b>
Temps du tronçon	00:07.23	00:14.18	00:14.37	00:14.72	00:14.69	00:13.97	00:13.57	00:13.80	00:13.37	00:12.36	00:13.00	00:14.31
<b>Vitesse moyenne</b>	31,6	50,9	49,8	49,2	49,5	52,9	54,9	54,3	56,2	58,5	55,4	50,2



**Statistiques Tracking  
PARISLONGCHAMP  
C6 - PRIX DE PONTOISE - 2250m  
jeudi 11 mai 2023 - 00:00  
Redk du 1er: 1'09"48**

Cheval **KAYRAT**  
 Jockey **A. MOLINS**  
 Rang d'arrivée **7**  
 Temps de parcours **02:42.06** redk : **1'12"02**  
 Tronçon le plus rapide **00:12.59** (tronçon 600m - 400m)  
 Vitesse maximale **58,18** (tronçon 600m - 400m)  
 Vitesse moyenne **50,9**

**Données de tracking**

Tronçons de 200m	DEP 2150m	2200m 2000m	2000m 1800m	1800m 1600m	1600m 1400m	1400m 1200m	1200m 1000m	1000m 800m	800m 600m	600m 400m	400m 200m	200m ARR
<b>Temps de parcours</b>	<b>00:07.78</b>	<b>00:21.82</b>	<b>00:35.88</b>	<b>00:50.74</b>	<b>01:05.18</b>	<b>01:19.11</b>	<b>01:32.62</b>	<b>01:46.40</b>	<b>01:59.91</b>	<b>02:12.51</b>	<b>02:25.98</b>	<b>02:42.06</b>
Temps du tronçon	00:07.78	00:14.04	00:14.06	00:14.86	00:14.43	00:13.93	00:13.50	00:13.78	00:13.51	00:12.59	00:13.46	00:16.08
<b>Vitesse moyenne</b>	29,2	51,5	51	48,6	50,2	53	55,2	53,9	55,9	57,2	53,2	44,8

