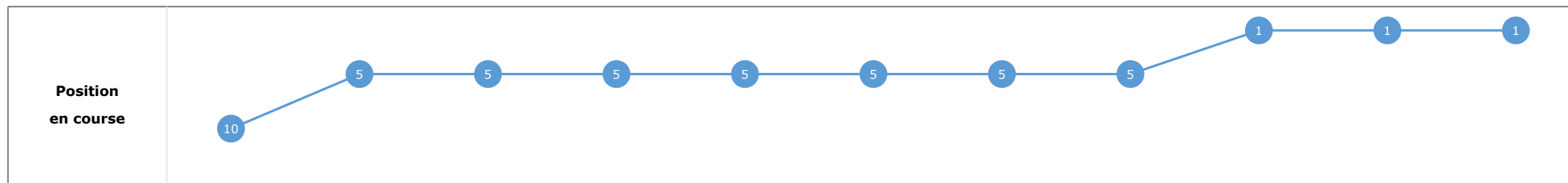


| Partant<br>(corde) | Cheval                                      | Arrivée<br>officielle | Tronçons de 200m |                          | DEP - 1000m                    | 1000m - 800m                   | 800m - 600m                    | 600m - 400m                    | 400m - 200m                    | 200m - ARR                  | Temps<br>officiel | Derniers<br>600m | Parcours<br>vs. 1er |
|--------------------|---|-----------------------|------------------|--------------------------|--------------------------------|--------------------------------|--------------------------------|--------------------------------|--------------------------------|-----------------------------|-------------------|------------------|---------------------|
|                    |   |                       | Vitesse<br>Max   | 200m les<br>plus rapides | Temps passage en tête          | Durée du tronçon               | 01:14.51                       | 01:29.06                       | 01:44.18                       | 01:57.76                    |                   |                  |                     |
|                    |   |                       |                  |                          | T1                             | T2                             | T3                             | T4                             | T5                             | T6                          |                   |                  |                     |
| 11<br>(1)          | <b>AUTHODIDACTE</b><br>C. BELMONT           | 1                     | 62,68<br>T5      | 00:11.77<br>T5           | <b>01:15.43</b> 5<br>01:15.43  | <b>01:29.61</b> 5<br>00:14.17  | <b>01:44.61</b> 5<br>00:15.00  | <b>01:57.76</b> 1<br>00:13.14  | <b>02:09.54</b> 1<br>00:11.77  | <b>02:21.85</b><br>00:12.30 | 2'21"85           | 00:37.23         |                     |
| 1<br>(3)           | <b>GUITRY</b><br>A. MOSSE                   | 2                     | 63,25<br>T5      | 00:11.69<br>T5           | <b>01:15.97</b> 9<br>01:15.97  | <b>01:30.09</b> 10<br>00:14.11 | <b>01:45.06</b> 10<br>00:14.96 | <b>01:58.14</b> 8<br>00:13.08  | <b>02:09.84</b> 3<br>00:11.69  | <b>02:22.17</b><br>00:12.33 | 2'22"17           | 00:37.11         | 0,78                |
| 4<br>(12)          | <b>EBAUCHE</b><br>R. LIEGEOIS               | 3                     | 64,19<br>T5      | 00:11.48<br>T5           | <b>01:16.36</b> 12<br>01:16.36 | <b>01:30.58</b> 12<br>00:14.21 | <b>01:45.61</b> 12<br>00:15.03 | <b>01:59.06</b> 12<br>00:13.45 | <b>02:10.54</b> 11<br>00:11.48 | <b>02:22.36</b><br>00:11.81 | 2'22"36           | 00:36.75         | 13,05               |
| 8<br>(7)           | <b>MORHIB</b><br>M. MARQUETTE               | 4                     | 62,68<br>T5      | 00:11.92<br>T5           | <b>01:15.74</b> 7<br>01:15.74  | <b>01:29.82</b> 7<br>00:14.08  | <b>01:44.76</b> 7<br>00:14.94  | <b>01:57.89</b> 4<br>00:13.12  | <b>02:09.82</b> 2<br>00:11.92  | <b>02:22.65</b><br>00:12.83 | 2'22"65           | 00:37.88         | 0,57                |
| 9<br>(13)          | <b>MALLORCA SUN</b><br>T. LE GRAET          | 5                     | 66,38<br>T5      | 00:11.45<br>T5           | <b>01:16.27</b> 11<br>01:16.27 | <b>01:30.52</b> 11<br>00:14.24 | <b>01:45.45</b> 11<br>00:14.92 | <b>01:58.70</b> 11<br>00:13.24 | <b>02:10.15</b> 4<br>00:11.45  | <b>02:22.73</b><br>00:12.57 | 2'22"73           | 00:37.28         | 1,57                |
| 6<br>(8)           | <b>MOON WAY</b><br>A. SUBIAS                | 6                     | 62,82<br>T5      | 00:12.20<br>T5           | <b>01:15.56</b> 6<br>01:15.56  | <b>01:29.77</b> 6<br>00:14.20  | <b>01:44.65</b> 6<br>00:14.87  | <b>01:58.08</b> 6<br>00:13.43  | <b>02:10.29</b> 7<br>00:12.20  | <b>02:22.95</b><br>00:12.66 |                   | 00:38.30         | 5,63                |
| 13<br>(9)          | <b>GLOIRE DE VASSY</b><br>T. BLANCHOUIN     | 7                     | 61,60<br>T5      | 00:12.24<br>T5           | <b>01:16.06</b> 10<br>01:16.06 | <b>01:30.07</b> 9<br>00:14.00  | <b>01:44.94</b> 9<br>00:14.86  | <b>01:58.25</b> 9<br>00:13.31  | <b>02:10.50</b> 10<br>00:12.24 | <b>02:23.16</b><br>00:12.66 |                   | 00:38.22         | 11,51               |
| 2<br>(10)          | <b>EMOZIONE</b><br>J. PELICIER              | 8                     | 62,17<br>T1      | 00:12.16<br>T5           | <b>01:15.86</b> 8<br>01:15.86  | <b>01:29.97</b> 8<br>00:14.10  | <b>01:44.92</b> 8<br>00:14.95  | <b>01:58.31</b> 10<br>00:13.39 | <b>02:10.48</b> 9<br>00:12.16  | <b>02:23.20</b><br>00:12.72 |                   | 00:38.28         | 7,20                |
| 5<br>(6)           | <b>LEWIS CHOP</b><br>A. BENTAHAR            | 9                     | 60,77<br>T1      | 00:12.44<br>T5           | <b>01:14.51</b> 1<br>01:14.51  | <b>01:29.06</b> 1<br>00:14.55  | <b>01:44.18</b> 1<br>00:15.12  | <b>01:57.80</b> 2<br>00:13.61  | <b>02:10.25</b> 6<br>00:12.44  | <b>02:23.27</b><br>00:13.02 |                   | 00:39.09         | 7,35                |
| 7<br>(4)           | <b>HOLLY COLOUR</b><br>C. BERGE             | 10                    | 61,67<br>T1      | 00:12.31<br>T5           | <b>01:15.20</b> 4<br>01:15.20  | <b>01:29.40</b> 4<br>00:14.19  | <b>01:44.43</b> 4<br>00:15.02  | <b>01:57.90</b> 5<br>00:13.47  | <b>02:10.22</b> 5<br>00:12.31  | <b>02:23.36</b><br>00:13.14 |                   | 00:38.93         | 7,17                |
| 3<br>(5)           | <b>MISS POOKIE</b><br>L. CARBONI            | 11                    | 61,88<br>T1      | 00:12.57<br>T5           | <b>01:14.97</b> 2<br>01:14.97  | <b>01:29.22</b> 2<br>00:14.24  | <b>01:44.27</b> 2<br>00:15.05  | <b>01:57.88</b> 3<br>00:13.60  | <b>02:10.46</b> 8<br>00:12.57  | <b>02:24.09</b><br>00:13.63 |                   | 00:39.81         | 8,20                |
| 12<br>(2)          | <b>NUJKS</b><br>N. BAUDET                   | 12                    | 63,94<br>T1      | 00:13.12<br>T5           | <b>01:15.05</b> 3<br>01:15.05  | <b>01:29.32</b> 3<br>00:14.26  | <b>01:44.38</b> 3<br>00:15.06  | <b>01:58.09</b> 7<br>00:13.71  | <b>02:11.22</b> 12<br>00:13.12 | <b>02:25.88</b><br>00:14.66 |                   | 00:41.49         | 1,69                |
| 10<br>(11)         | <b>SIX FINGERED CAT</b><br>E. VERHESTRAETEN | 13                    | 59,90<br>T1      | 00:15.68<br>T3           | <b>01:16.58</b> 13<br>01:16.58 | <b>01:31.05</b> 13<br>00:14.47 | <b>01:46.74</b> 13<br>00:15.68 | <b>02:02.56</b> 13<br>00:15.81 | <b>02:19.15</b> 13<br>00:16.59 | <b>02:37.39</b><br>00:18.23 |                   | 00:50.65         | 1,89                |

Cheval **AUTHODIDACTE**  
 Jockey C. BELMONT  
 Rang d'arrivée **1**  
 Temps de parcours **02:21.85** redk : **1'07"54**  
 Tronçon le plus rapide **00:11.77** (tronçon 400m - 200m)  
 Vitesse maximale **62,68** (tronçon 400m - 200m)  
 Vitesse moyenne **55,4**

Données de tracking

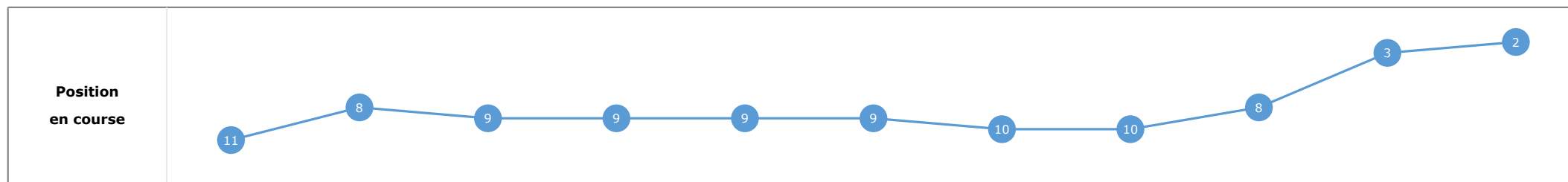
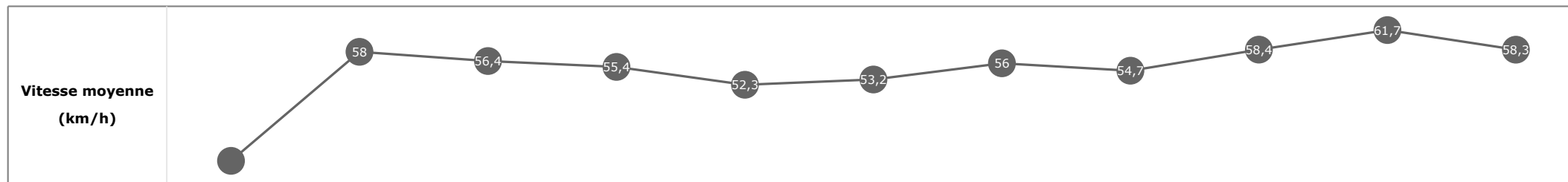
| Tronçons de 200m         | DEP<br>2000m    | 2000m<br>1800m  | 1800m<br>1600m  | 1600m<br>1400m  | 1400m<br>1200m  | 1200m<br>1000m  | 1000m<br>800m   | 800m<br>600m    | 600m<br>400m    | 400m<br>200m    | 200m<br>ARR     |
|--------------------------|-----------------|-----------------|-----------------|-----------------|-----------------|-----------------|-----------------|-----------------|-----------------|-----------------|-----------------|
| <b>Temps de parcours</b> | <b>00:08.14</b> | <b>00:20.33</b> | <b>00:33.95</b> | <b>00:48.19</b> | <b>01:01.96</b> | <b>01:15.43</b> | <b>01:29.61</b> | <b>01:44.61</b> | <b>01:57.76</b> | <b>02:09.54</b> | <b>02:21.85</b> |
| Temps du tronçon         | 00:08.14        | 00:12.18        | 00:13.61        | 00:14.23        | 00:13.77        | 00:13.46        | 00:14.17        | 00:15.00        | 00:13.14        | 00:11.77        | 00:12.30        |
| <b>Vitesse moyenne</b>   | 39,6            | 59,1            | 57,1            | 55,2            | 52,1            | 53,6            | 55,4            | 54,7            | 58              | 61,4            | 58,6            |



Cheval **GUITRY**  
 Jockey **A. MOSSE**  
 Rang d'arrivée **2**  
 Temps de parcours **02:22.17** redk : **1'07"70**  
 Tronçon le plus rapide **00:11.69** (tronçon 400m - 200m)  
 Vitesse maximale **63,25** (tronçon 400m - 200m)  
 Vitesse moyenne **55,3**

Données de tracking

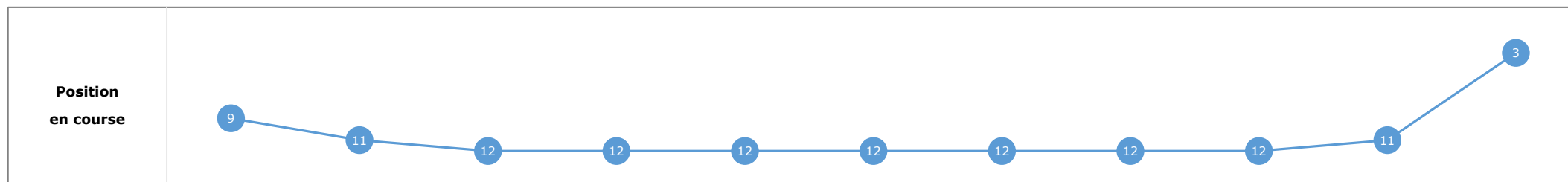
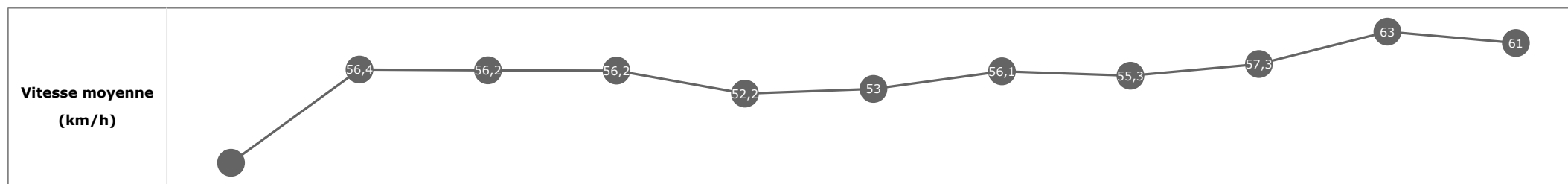
| Tronçons de 200m         | DEP<br>2000m    | 2000m<br>1800m  | 1800m<br>1600m  | 1600m<br>1400m  | 1400m<br>1200m  | 1200m<br>1000m  | 1000m<br>800m   | 800m<br>600m    | 600m<br>400m    | 400m<br>200m    | 200m<br>ARR     |
|--------------------------|-----------------|-----------------|-----------------|-----------------|-----------------|-----------------|-----------------|-----------------|-----------------|-----------------|-----------------|
| <b>Temps de parcours</b> | <b>00:08.29</b> | <b>00:20.65</b> | <b>00:34.47</b> | <b>00:48.66</b> | <b>01:02.46</b> | <b>01:15.97</b> | <b>01:30.09</b> | <b>01:45.06</b> | <b>01:58.14</b> | <b>02:09.84</b> | <b>02:22.17</b> |
| Temps du tronçon         | 00:08.29        | 00:12.36        | 00:13.81        | 00:14.19        | 00:13.79        | 00:13.51        | 00:14.11        | 00:14.96        | 00:13.08        | 00:11.69        | 00:12.33        |
| <b>Vitesse moyenne</b>   | 39,3            | 58              | 56,4            | 55,4            | 52,3            | 53,2            | 56              | 54,7            | 58,4            | 61,7            | 58,3            |



Cheval **EBAUCHE**  
 Jockey R. LIEGEOIS  
 Rang d'arrivée **3**  
 Temps de parcours **02:22.36** redk : **1'07"79**  
 Tronçon le plus rapide **00:11.48** (tronçon 400m - 200m)  
 Vitesse maximale **64,19** (tronçon 400m - 200m)  
 Vitesse moyenne **55,5**

Données de tracking

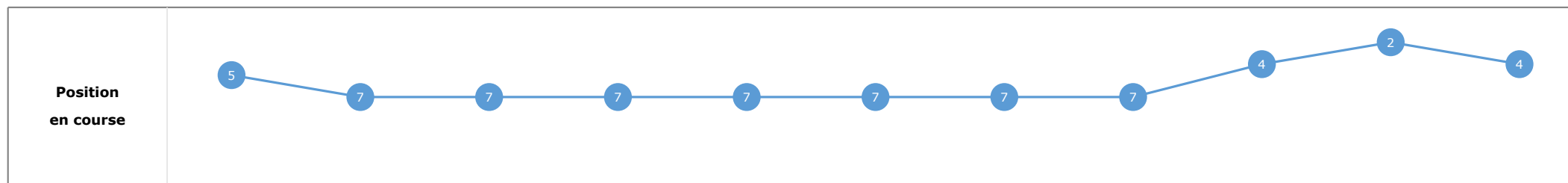
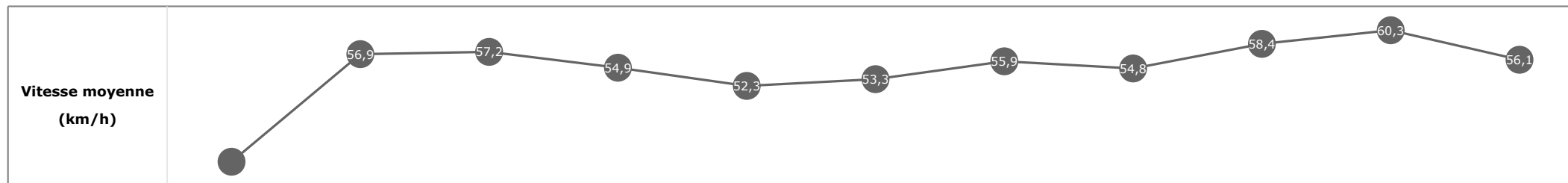
| Tronçons de 200m         | DEP<br>2000m    | 2000m<br>1800m  | 1800m<br>1600m  | 1600m<br>1400m  | 1400m<br>1200m  | 1200m<br>1000m  | 1000m<br>800m   | 800m<br>600m    | 600m<br>400m    | 400m<br>200m    | 200m<br>ARR     |
|--------------------------|-----------------|-----------------|-----------------|-----------------|-----------------|-----------------|-----------------|-----------------|-----------------|-----------------|-----------------|
| <b>Temps de parcours</b> | <b>00:08.11</b> | <b>00:20.90</b> | <b>00:34.92</b> | <b>00:48.96</b> | <b>01:02.83</b> | <b>01:16.36</b> | <b>01:30.58</b> | <b>01:45.61</b> | <b>01:59.06</b> | <b>02:10.54</b> | <b>02:22.36</b> |
| Temps du tronçon         | 00:08.11        | 00:12.79        | 00:14.01        | 00:14.04        | 00:13.86        | 00:13.53        | 00:14.21        | 00:15.03        | 00:13.45        | 00:11.48        | 00:11.81        |
| <b>Vitesse moyenne</b>   | 40,2            | 56,4            | 56,2            | 56,2            | 52,2            | 53              | 56,1            | 55,3            | 57,3            | 63              | 61              |



Cheval **MORHIB**  
 Jockey M. MARQUETTE  
 Rang d'arrivée **4**  
 Temps de parcours **02:22.65** redk : **1'07"92**  
 Tronçon le plus rapide **00:11.92** (tronçon 400m - 200m)  
 Vitesse maximale **62,68** (tronçon 400m - 200m)  
 Vitesse moyenne **55,1**

Données de tracking

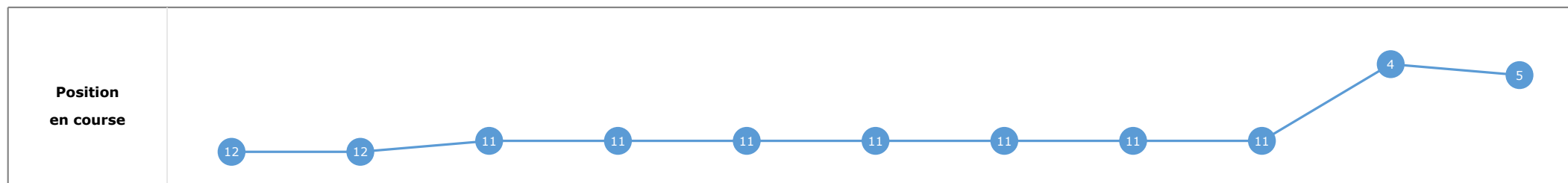
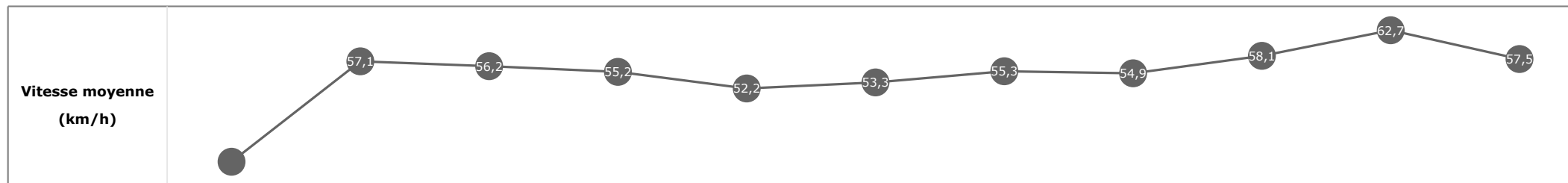
| Tronçons de 200m         | DEP<br>2000m    | 2000m<br>1800m  | 1800m<br>1600m  | 1600m<br>1400m  | 1400m<br>1200m  | 1200m<br>1000m  | 1000m<br>800m   | 800m<br>600m    | 600m<br>400m    | 400m<br>200m    | 200m<br>ARR     |
|--------------------------|-----------------|-----------------|-----------------|-----------------|-----------------|-----------------|-----------------|-----------------|-----------------|-----------------|-----------------|
| <b>Temps de parcours</b> | <b>00:07.89</b> | <b>00:20.52</b> | <b>00:34.19</b> | <b>00:48.43</b> | <b>01:02.23</b> | <b>01:15.74</b> | <b>01:29.82</b> | <b>01:44.76</b> | <b>01:57.89</b> | <b>02:09.82</b> | <b>02:22.65</b> |
| Temps du tronçon         | 00:07.89        | 00:12.63        | 00:13.67        | 00:14.23        | 00:13.80        | 00:13.50        | 00:14.08        | 00:14.94        | 00:13.12        | 00:11.92        | 00:12.83        |
| <b>Vitesse moyenne</b>   | 41,4            | 56,9            | 57,2            | 54,9            | 52,3            | 53,3            | 55,9            | 54,8            | 58,4            | 60,3            | 56,1            |



Cheval **MALLORCA SUN**  
 Jockey T. LE GRAET  
 Rang d'arrivée **5**  
 Temps de parcours **02:22.73** redk : **1'07"96**  
 Tronçon le plus rapide **00:11.45** (tronçon 400m - 200m)  
 Vitesse maximale **66,38** (tronçon 400m - 200m)  
 Vitesse moyenne **55,1**

Données de tracking

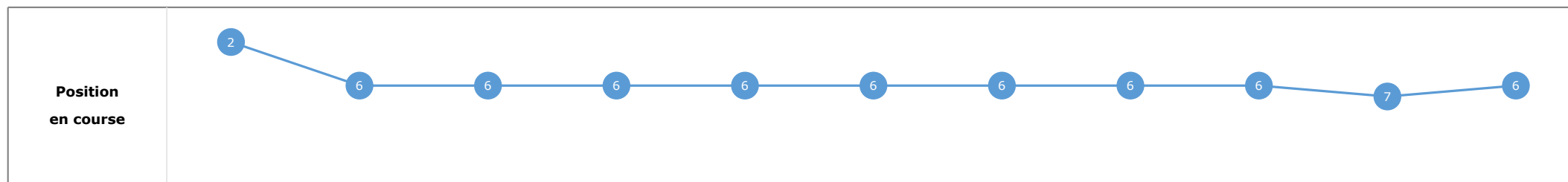
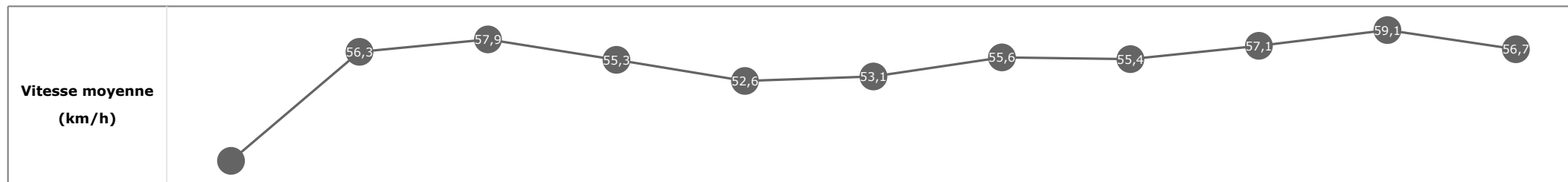
| Tronçons de 200m         | DEP<br>2000m    | 2000m<br>1800m  | 1800m<br>1600m  | 1600m<br>1400m  | 1400m<br>1200m  | 1200m<br>1000m  | 1000m<br>800m   | 800m<br>600m    | 600m<br>400m    | 400m<br>200m    | 200m<br>ARR     |
|--------------------------|-----------------|-----------------|-----------------|-----------------|-----------------|-----------------|-----------------|-----------------|-----------------|-----------------|-----------------|
| <b>Temps de parcours</b> | <b>00:08.33</b> | <b>00:20.99</b> | <b>00:34.83</b> | <b>00:48.96</b> | <b>01:02.77</b> | <b>01:16.27</b> | <b>01:30.52</b> | <b>01:45.45</b> | <b>01:58.70</b> | <b>02:10.15</b> | <b>02:22.73</b> |
| Temps du tronçon         | 00:08.33        | 00:12.66        | 00:13.83        | 00:14.13        | 00:13.81        | 00:13.50        | 00:14.24        | 00:14.92        | 00:13.24        | 00:11.45        | 00:12.57        |
| <b>Vitesse moyenne</b>   | 39,1            | 57,1            | 56,2            | 55,2            | 52,2            | 53,3            | 55,3            | 54,9            | 58,1            | 62,7            | 57,5            |



Cheval **MOON WAY**  
 Jockey A. SUBIAS  
 Rang d'arrivée **6**  
 Temps de parcours **02:22.95**  
 Tronçon le plus rapide **00:12.20** (tronçon 400m - 200m)  
 Vitesse maximale **62,82** (tronçon 400m - 200m)  
 Vitesse moyenne **55,1**

Données de tracking

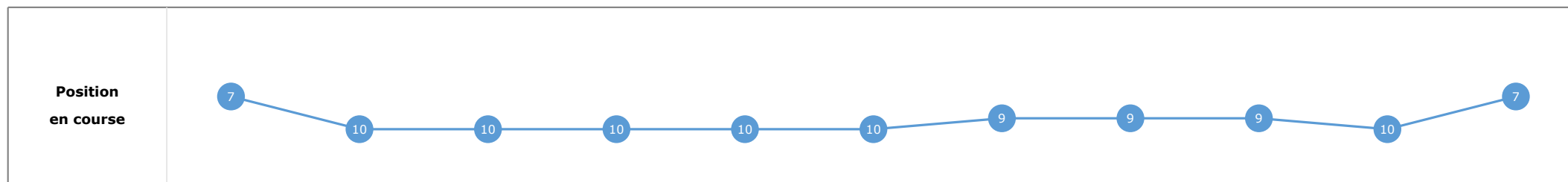
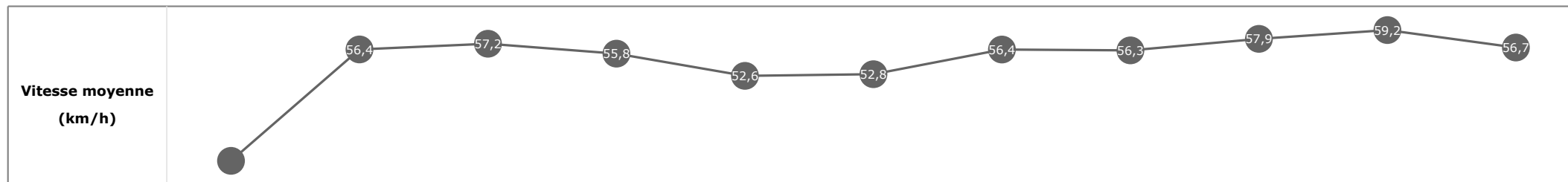
| Tronçons de 200m         | DEP<br>2000m    | 2000m<br>1800m  | 1800m<br>1600m  | 1600m<br>1400m  | 1400m<br>1200m  | 1200m<br>1000m  | 1000m<br>800m   | 800m<br>600m    | 600m<br>400m    | 400m<br>200m    | 200m<br>ARR     |
|--------------------------|-----------------|-----------------|-----------------|-----------------|-----------------|-----------------|-----------------|-----------------|-----------------|-----------------|-----------------|
| <b>Temps de parcours</b> | <b>00:07.71</b> | <b>00:20.45</b> | <b>00:34.08</b> | <b>00:48.27</b> | <b>01:02.04</b> | <b>01:15.56</b> | <b>01:29.77</b> | <b>01:44.65</b> | <b>01:58.08</b> | <b>02:10.29</b> | <b>02:22.95</b> |
| Temps du tronçon         | 00:07.71        | 00:12.74        | 00:13.62        | 00:14.19        | 00:13.76        | 00:13.52        | 00:14.20        | 00:14.87        | 00:13.43        | 00:12.20        | 00:12.66        |
| <b>Vitesse moyenne</b>   | 42,2            | 56,3            | 57,9            | 55,3            | 52,6            | 53,1            | 55,6            | 55,4            | 57,1            | 59,1            | 56,7            |



Cheval **GLOIRE DE VASSY**  
 Jockey T. BLANCHOUIN  
 Rang d'arrivée **7**  
 Temps de parcours **02:23.16**  
 Tronçon le plus rapide **00:12.24** (tronçon 400m - 200m)  
 Vitesse maximale **61,60** (tronçon 400m - 200m)  
 Vitesse moyenne **55,2**

Données de tracking

| Tronçons de 200m         | DEP<br>2000m    | 2000m<br>1800m  | 1800m<br>1600m  | 1600m<br>1400m  | 1400m<br>1200m  | 1200m<br>1000m  | 1000m<br>800m   | 800m<br>600m    | 600m<br>400m    | 400m<br>200m    | 200m<br>ARR     |
|--------------------------|-----------------|-----------------|-----------------|-----------------|-----------------|-----------------|-----------------|-----------------|-----------------|-----------------|-----------------|
| <b>Temps de parcours</b> | <b>00:08.10</b> | <b>00:20.84</b> | <b>00:34.61</b> | <b>00:48.78</b> | <b>01:02.50</b> | <b>01:16.06</b> | <b>01:30.07</b> | <b>01:44.94</b> | <b>01:58.25</b> | <b>02:10.50</b> | <b>02:23.16</b> |
| Temps du tronçon         | 00:08.10        | 00:12.73        | 00:13.76        | 00:14.17        | 00:13.71        | 00:13.56        | 00:14.00        | 00:14.86        | 00:13.31        | 00:12.24        | 00:12.66        |
| <b>Vitesse moyenne</b>   | 40,3            | 56,4            | 57,2            | 55,8            | 52,6            | 52,8            | 56,4            | 56,3            | 57,9            | 59,2            | 56,7            |

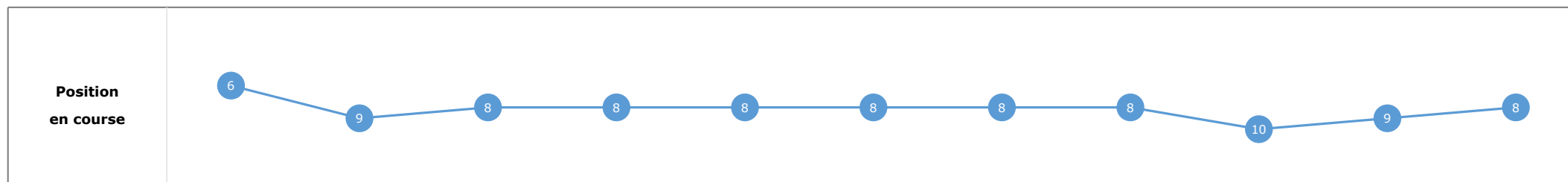
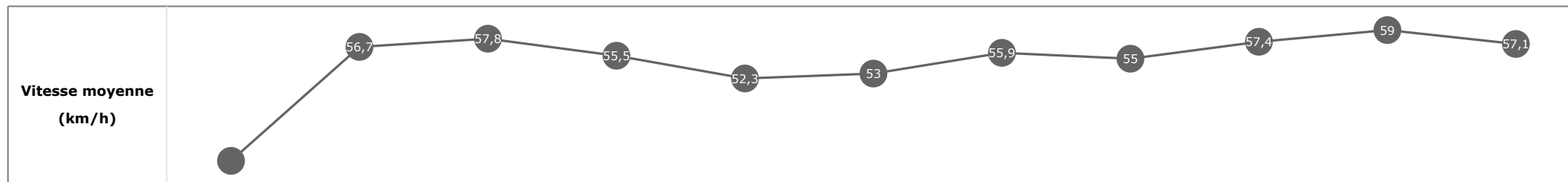




Cheval **EMOZIONE**  
 Jockey J. PELICIER  
 Rang d'arrivée **8**  
 Temps de parcours **02:23.20**  
 Tronçon le plus rapide **00:12.16** (tronçon 400m - 200m)  
 Vitesse maximale **62,17** (tronçon 1800m - 1600m)  
 Vitesse moyenne **55,1**

Données de tracking

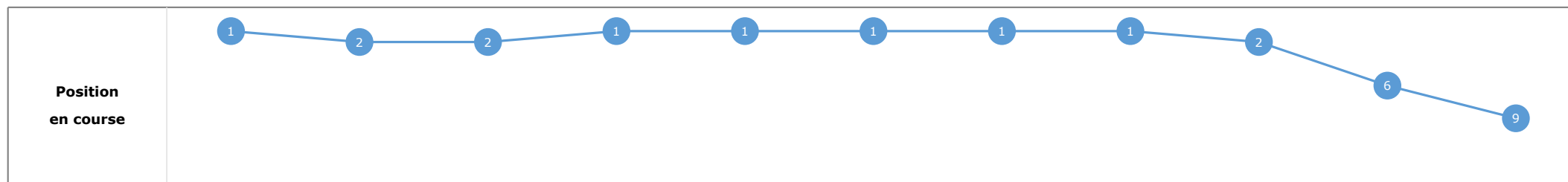
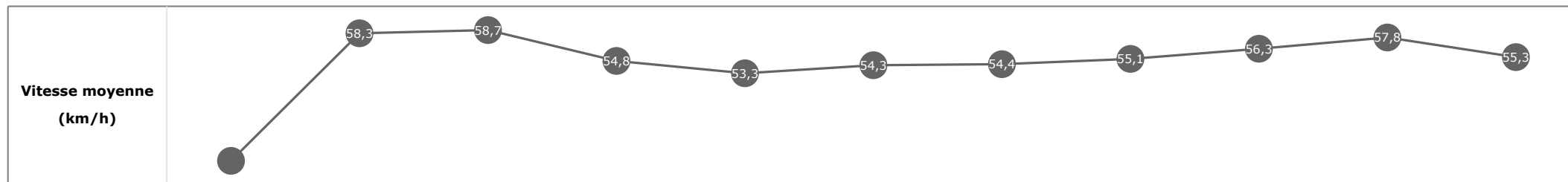
| Tronçons de 200m         | DEP<br>2000m    | 2000m<br>1800m  | 1800m<br>1600m  | 1600m<br>1400m  | 1400m<br>1200m  | 1200m<br>1000m  | 1000m<br>800m   | 800m<br>600m    | 600m<br>400m    | 400m<br>200m    | 200m<br>ARR     |
|--------------------------|-----------------|-----------------|-----------------|-----------------|-----------------|-----------------|-----------------|-----------------|-----------------|-----------------|-----------------|
| <b>Temps de parcours</b> | <b>00:07.93</b> | <b>00:20.68</b> | <b>00:34.29</b> | <b>00:48.51</b> | <b>01:02.26</b> | <b>01:15.86</b> | <b>01:29.97</b> | <b>01:44.92</b> | <b>01:58.31</b> | <b>02:10.48</b> | <b>02:23.20</b> |
| Temps du tronçon         | 00:07.93        | 00:12.75        | 00:13.60        | 00:14.22        | 00:13.75        | 00:13.59        | 00:14.10        | 00:14.95        | 00:13.39        | 00:12.16        | 00:12.72        |
| <b>Vitesse moyenne</b>   | 40,9            | 56,7            | 57,8            | 55,5            | 52,3            | 53              | 55,9            | 55              | 57,4            | 59              | 57,1            |



Cheval **LEWIS CHOP**  
 Jockey **A. BENTAHAR**  
 Rang d'arrivée **9**  
 Temps de parcours **02:23.27**  
 Tronçon le plus rapide **00:12.44** (tronçon 400m - 200m)  
 Vitesse maximale **60,77** (tronçon 2000m - 1800m)  
 Vitesse moyenne **55**

Données de tracking

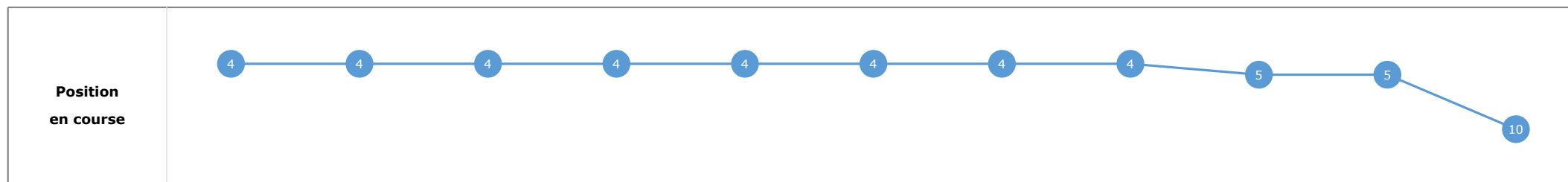
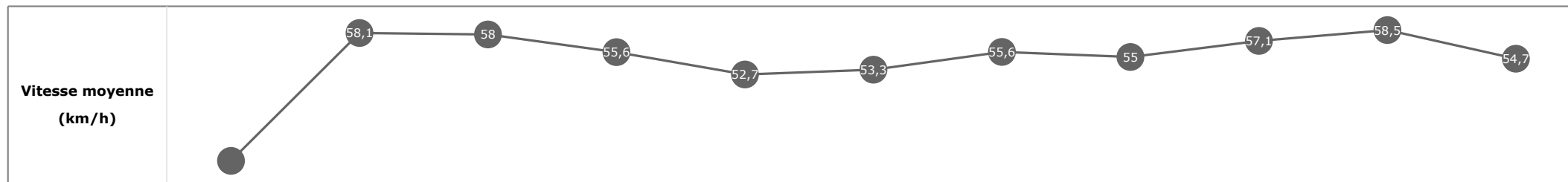
| Tronçons de 200m         | DEP<br>2000m    | 2000m<br>1800m  | 1800m<br>1600m  | 1600m<br>1400m  | 1400m<br>1200m  | 1200m<br>1000m  | 1000m<br>800m   | 800m<br>600m    | 600m<br>400m    | 400m<br>200m    | 200m<br>ARR     |
|--------------------------|-----------------|-----------------|-----------------|-----------------|-----------------|-----------------|-----------------|-----------------|-----------------|-----------------|-----------------|
| <b>Temps de parcours</b> | <b>00:07.64</b> | <b>00:19.97</b> | <b>00:33.39</b> | <b>00:47.66</b> | <b>01:01.29</b> | <b>01:14.51</b> | <b>01:29.06</b> | <b>01:44.18</b> | <b>01:57.80</b> | <b>02:10.25</b> | <b>02:23.27</b> |
| Temps du tronçon         | 00:07.64        | 00:12.32        | 00:13.42        | 00:14.26        | 00:13.62        | 00:13.22        | 00:14.55        | 00:15.12        | 00:13.61        | 00:12.44        | 00:13.02        |
| <b>Vitesse moyenne</b>   | 42,4            | 58,3            | 58,7            | 54,8            | 53,3            | 54,3            | 54,4            | 55,1            | 56,3            | 57,8            | 55,3            |



Cheval **HOLLY COLOUR**  
 Jockey **C. BERGE**  
 Rang d'arrivée **10**  
 Temps de parcours **02:23.36**  
 Tronçon le plus rapide **00:12.31** (tronçon 400m - 200m)  
 Vitesse maximale **61,67** (tronçon 1800m - 1600m)  
 Vitesse moyenne **55**

Données de tracking

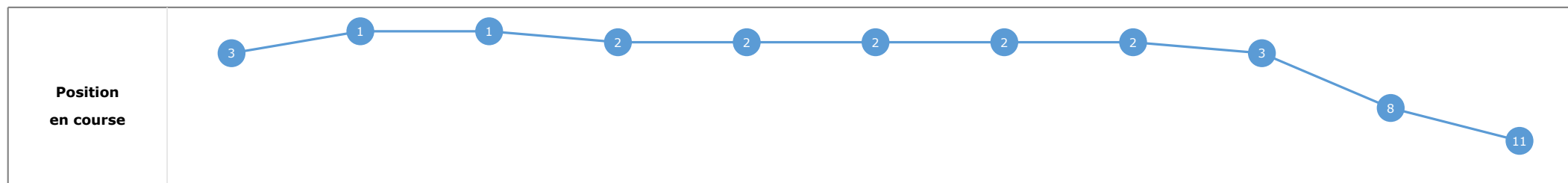
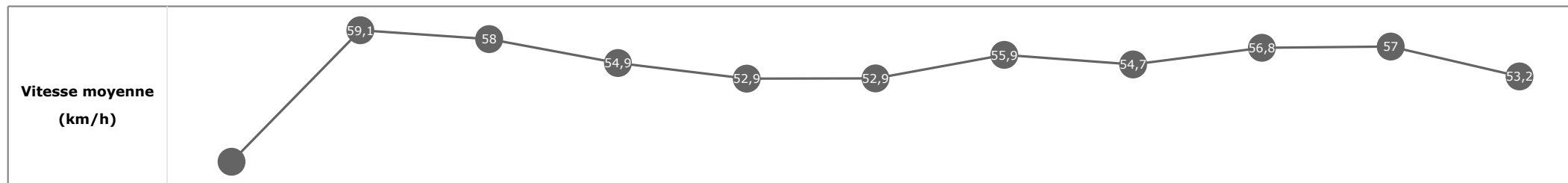
| Tronçons de 200m         | DEP<br>2000m    | 2000m<br>1800m  | 1800m<br>1600m  | 1600m<br>1400m  | 1400m<br>1200m  | 1200m<br>1000m  | 1000m<br>800m   | 800m<br>600m    | 600m<br>400m    | 400m<br>200m    | 200m<br>ARR     |
|--------------------------|-----------------|-----------------|-----------------|-----------------|-----------------|-----------------|-----------------|-----------------|-----------------|-----------------|-----------------|
| <b>Temps de parcours</b> | <b>00:07.84</b> | <b>00:20.23</b> | <b>00:33.74</b> | <b>00:47.99</b> | <b>01:01.70</b> | <b>01:15.20</b> | <b>01:29.40</b> | <b>01:44.43</b> | <b>01:57.90</b> | <b>02:10.22</b> | <b>02:23.36</b> |
| Temps du tronçon         | 00:07.84        | 00:12.39        | 00:13.51        | 00:14.24        | 00:13.70        | 00:13.50        | 00:14.19        | 00:15.02        | 00:13.47        | 00:12.31        | 00:13.14        |
| <b>Vitesse moyenne</b>   | 41,2            | 58,1            | 58              | 55,6            | 52,7            | 53,3            | 55,6            | 55              | 57,1            | 58,5            | 54,7            |



Cheval **MISS POOKIE**  
 Jockey **L. CARBONI**  
 Rang d'arrivée **11**  
 Temps de parcours **02:24.09**  
 Tronçon le plus rapide **00:12.57** (tronçon 400m - 200m)  
 Vitesse maximale **61,88** (tronçon 2000m - 1800m)  
 Vitesse moyenne **54,8**

Données de tracking

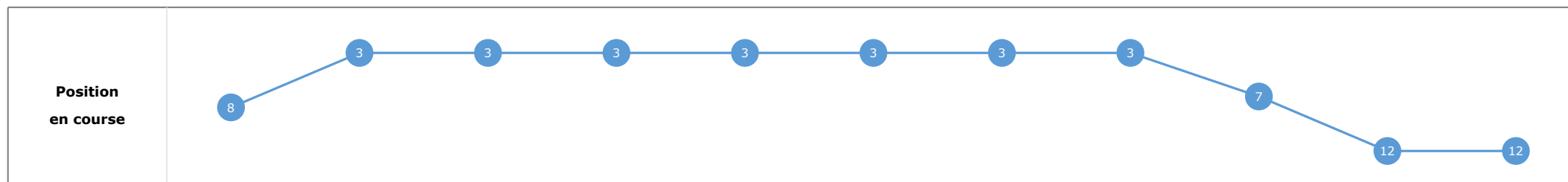
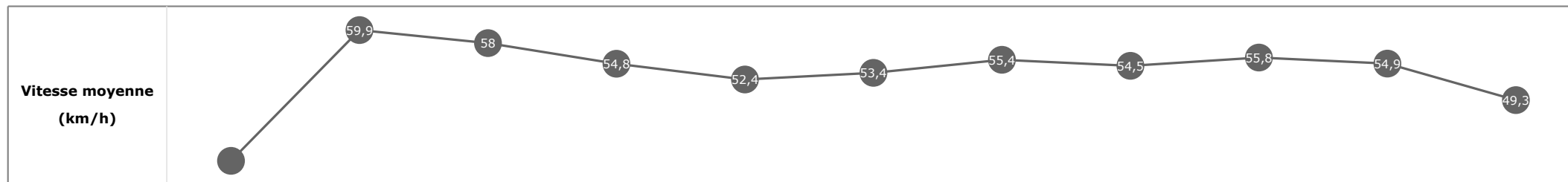
| Tronçons de 200m         | DEP<br>2000m    | 2000m<br>1800m  | 1800m<br>1600m  | 1600m<br>1400m  | 1400m<br>1200m  | 1200m<br>1000m  | 1000m<br>800m   | 800m<br>600m    | 600m<br>400m    | 400m<br>200m    | 200m<br>ARR     |
|--------------------------|-----------------|-----------------|-----------------|-----------------|-----------------|-----------------|-----------------|-----------------|-----------------|-----------------|-----------------|
| <b>Temps de parcours</b> | <b>00:07.71</b> | <b>00:19.90</b> | <b>00:33.36</b> | <b>00:47.74</b> | <b>01:01.42</b> | <b>01:14.97</b> | <b>01:29.22</b> | <b>01:44.27</b> | <b>01:57.88</b> | <b>02:10.46</b> | <b>02:24.09</b> |
| Temps du tronçon         | 00:07.71        | 00:12.19        | 00:13.45        | 00:14.38        | 00:13.67        | 00:13.55        | 00:14.24        | 00:15.05        | 00:13.60        | 00:12.57        | 00:13.63        |
| <b>Vitesse moyenne</b>   | 42,2            | 59,1            | 58              | 54,9            | 52,9            | 52,9            | 55,9            | 54,7            | 56,8            | 57              | 53,2            |



Cheval **NUJKS**  
 Jockey **N. BAUDET**  
 Rang d'arrivée **12**  
 Temps de parcours **02:25.88**  
 Tronçon le plus rapide **00:13.12** (tronçon 400m - 200m)  
 Vitesse maximale **63,94** (tronçon 2000m - 1800m)  
 Vitesse moyenne **53,9**

Données de tracking

| Tronçons de 200m         | DEP<br>2000m    | 2000m<br>1800m  | 1800m<br>1600m  | 1600m<br>1400m  | 1400m<br>1200m  | 1200m<br>1000m  | 1000m<br>800m   | 800m<br>600m    | 600m<br>400m    | 400m<br>200m    | 200m<br>ARR     |
|--------------------------|-----------------|-----------------|-----------------|-----------------|-----------------|-----------------|-----------------|-----------------|-----------------|-----------------|-----------------|
| <b>Temps de parcours</b> | <b>00:08.11</b> | <b>00:20.06</b> | <b>00:33.53</b> | <b>00:47.84</b> | <b>01:01.62</b> | <b>01:15.05</b> | <b>01:29.32</b> | <b>01:44.38</b> | <b>01:58.09</b> | <b>02:11.22</b> | <b>02:25.88</b> |
| Temps du tronçon         | 00:08.11        | 00:11.95        | 00:13.46        | 00:14.30        | 00:13.78        | 00:13.43        | 00:14.26        | 00:15.06        | 00:13.71        | 00:13.12        | 00:14.66        |
| <b>Vitesse moyenne</b>   | 40,1            | 59,9            | 58              | 54,8            | 52,4            | 53,4            | 55,4            | 54,5            | 55,8            | 54,9            | 49,3            |



Cheval **SIX FINGERED CAT**  
 Jockey **E. VERHESTRAETEN**  
 Rang d'arrivée **13**  
 Temps de parcours **02:37.39**  
 Tronçon le plus rapide **00:15.68** (tronçon 800m - 600m)  
 Vitesse maximale **59,90** (tronçon 2000m - 1800m)  
 Vitesse moyenne **50**

Données de tracking

| Tronçons de 200m         | DEP<br>2000m    | 2000m<br>1800m  | 1800m<br>1600m  | 1600m<br>1400m  | 1400m<br>1200m  | 1200m<br>1000m  | 1000m<br>800m   | 800m<br>600m    | 600m<br>400m    | 400m<br>200m    | 200m<br>ARR     |
|--------------------------|-----------------|-----------------|-----------------|-----------------|-----------------|-----------------|-----------------|-----------------|-----------------|-----------------|-----------------|
| <b>Temps de parcours</b> | <b>00:08.66</b> | <b>00:21.30</b> | <b>00:35.13</b> | <b>00:49.33</b> | <b>01:03.18</b> | <b>01:16.58</b> | <b>01:31.05</b> | <b>01:46.74</b> | <b>02:02.56</b> | <b>02:19.15</b> | <b>02:37.39</b> |
| Temps du tronçon         | 00:08.66        | 00:12.64        | 00:13.82        | 00:14.20        | 00:13.84        | 00:13.39        | 00:14.47        | 00:15.68        | 00:15.81        | 00:16.59        | 00:18.23        |
| <b>Vitesse moyenne</b>   | 37,3            | 57,2            | 56,4            | 55,2            | 52,3            | 53,7            | 54,1            | 52,5            | 48,2            | 43,5            | 39,6            |

