

Statistiques Tracking
SAINT-CLOUD
C6 - PRIX BANGO - 2500m
mardi 26 mars 2024 - 00:00
Redk du 1er: 1'13"76

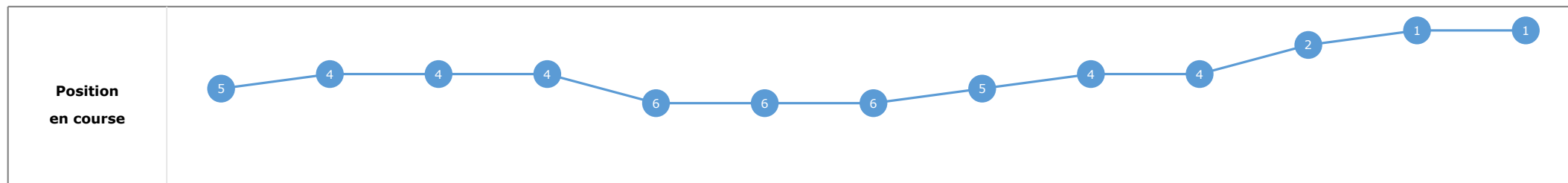
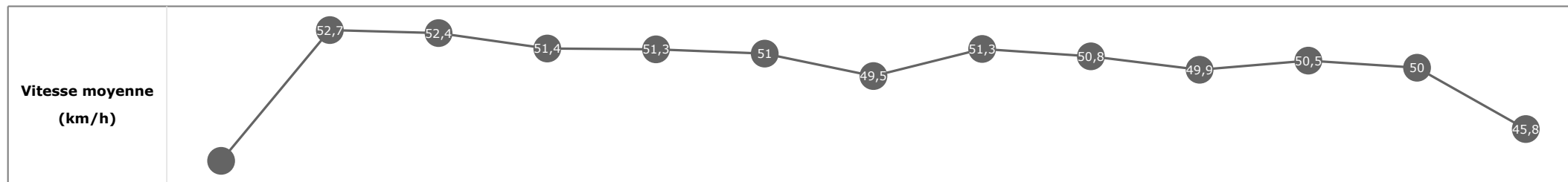
| Partant (corde) | Cheval | Arrivée officielle | Tronçons de 200m Temps passage en tête Durée du tronçon | | DEP - 1000m | 1000m - 800m | 800m - 600m | 600m - 400m | 400m - 200m | 200m - ARR | Temps officiel | Derniers 600m | Parcours vs. 1er | | | | |
|--------------------|---|-----------------------|---|--------------------------|-----------------------------|----------------------|-----------------------------|----------------------|-----------------------------|----------------------|-----------------------------|------------------|-----------------------------|----------------|----------|----------|--------|
| | | | Vitesse Max | 200m les plus rapides | 01:47.81 01:47.81 | 02:03.09 00:15.27 | 02:19.20 00:16.10 | 02:34.14 00:14.94 | 02:48.73 00:14.59 | 03:04.42 00:15.68 | | | | T1 | T2 | T3 | T4 |
| 3 (6) | JET BLUE M. GUYON | 1 | 58,61 T1 | 00:14.50 T5 | 01:48.70 01:48.70 | 5 4 | 02:03.77 00:15.07 | 4 3 | 02:19.47 00:15.70 | 4 2 | 02:34.23 00:14.75 | 2 1 | 02:48.73 00:14.50 | 1 00:15.68 | 03:04.42 | 00:44.94 | |
| 7 (2) | JUSTUNE STAR T. BARON | 2 | 58,10 T1 | 00:14.76 T4 | 01:48.11 01:48.11 | 3 3 | 02:03.51 00:15.39 | 3 3 | 02:19.38 00:15.86 | 3 1 | 02:34.14 00:14.76 | 1 2 | 02:48.91 00:14.76 | 2 00:16.33 | 03:05.24 | 00:45.86 | -8,59 |
| 4 (10) | JAGUAR DU LARGE C. SOUMILLON | 3 | 56,66 T1 | 00:14.58 T4 | 01:51.45 01:51.45 | 10 10 | 02:06.15 00:14.69 | 10 9 | 02:21.15 00:15.00 | 9 6 | 02:35.73 00:14.58 | 6 4 | 02:50.58 00:14.84 | 4 00:16.15 | 03:06.74 | 00:45.57 | -16,48 |
| 8 (3) | KEL ESPOIR EN JEU T. BACHELOT | 4 | 59,22 T1 | 00:15.22 T4 | 01:47.81 01:47.81 | 1 1 | 02:03.09 00:15.27 | 1 2 | 02:19.20 00:16.11 | 2 3 | 02:34.42 00:15.22 | 3 3 | 02:49.98 00:15.55 | 3 00:17.24 | 03:07.22 | 00:48.02 | -7,35 |
| 5 (8) | JULIETTE BANBOU L. ZULIANI | 5 | 57,06 T1 | 00:15.56 T4 | 01:48.80 01:48.80 | 6 5 | 02:03.87 00:15.07 | 5 5 | 02:19.68 00:15.81 | 5 5 | 02:35.25 00:15.56 | 5 5 | 02:50.89 00:15.63 | 5 00:17.48 | 03:08.37 | 00:48.68 | -9,67 |
| 2 (5) | JIMFA Mme L. POGGIONOVO | 6 | 58,25 T1 | 00:15.59 T4 | 01:47.92 01:47.92 | 2 2 | 02:03.14 00:15.22 | 2 1 | 02:19.20 00:16.06 | 1 4 | 02:34.79 00:15.59 | 4 6 | 02:51.07 00:16.27 | 6 00:18.23 | 03:09.30 | 00:50.10 | -2,10 |
| 9 (4) | KARINA SWEEN Mme M. EON | 7 | 59,04 T1 | 00:15.89 T3 | 01:48.63 01:48.63 | 4 6 | 02:03.92 00:15.29 | 6 6 | 02:19.82 00:15.89 | 6 7 | 02:35.75 00:15.93 | 7 8 | 02:52.11 00:16.35 | 8 00:17.88 | 03:09.99 | 00:50.17 | -6,73 |
| 6 (1) | JEANNETTE A. BOURGEOIS | 8 | 57,31 T1 | 00:14.90 T4 | 01:51.14 01:51.14 | 9 9 | 02:06.04 00:14.89 | 9 10 | 02:21.31 00:15.27 | 10 9 | 02:36.22 00:14.90 | 9 7 | 02:51.99 00:15.76 | 7 00:24.27 | 03:16.26 | 00:54.94 | -12,04 |
| 1 (9) | KATCHINA ALEX. ROUSSEL | 9 | 57,56 T1 | 00:16.02 T3 | 01:49.07 01:49.07 | 7 7 | 02:04.15 00:15.08 | 7 7 | 02:20.17 00:16.02 | 7 10 | 02:36.72 00:16.55 | 10 10 | 02:54.60 00:17.88 | 10 00:21.71 | 03:16.31 | 00:56.14 | 1,19 |
| 10 (7) | KEFIR D'AIRY F. VERON | 10 | 57,71 T1 | 00:15.59 T4 | 01:49.17 01:49.17 | 8 8 | 02:04.40 00:15.22 | 8 8 | 02:20.27 00:15.87 | 8 8 | 02:35.87 00:15.59 | 8 9 | 02:52.77 00:16.89 | 9 00:24.88 | 03:17.65 | 00:57.37 | -1,14 |

**Statistiques Tracking
SAINT-CLOUD
C6 - PRIX BANGO - 2500m
mardi 26 mars 2024 - 00:00
Redk du 1er: 1'13"76**

Cheval **JET BLUE**
 Jockey **M. GUYON**
 Rang d'arrivée **1**
 Temps de parcours **03:04.42** redk : **1'13"76**
 Tronçon le plus rapide **00:14.50** (tronçon 400m - 200m)
 Vitesse maximale **58,61** (tronçon 2400m - 2200m)
 Vitesse moyenne **50,2**

Données de tracking

| Tronçons de 200m | DEP 2400m | 2400m 2200m | 2200m 2000m | 2000m 1800m | 1800m 1600m | 1600m 1400m | 1400m 1200m | 1200m 1000m | 1000m 800m | 800m 600m | 600m 400m | 400m 200m | 200m ARR |
|--------------------------|-----------------|-----------------|-----------------|-----------------|-----------------|-----------------|-----------------|-----------------|-----------------|-----------------|-----------------|-----------------|-----------------|
| Temps de parcours | 00:08.35 | 00:21.99 | 00:35.71 | 00:50.06 | 01:05.12 | 01:20.15 | 01:34.69 | 01:48.70 | 02:03.77 | 02:19.47 | 02:34.23 | 02:48.73 | 03:04.42 |
| Temps du tronçon | 00:08.35 | 00:13.64 | 00:13.71 | 00:14.34 | 00:15.06 | 00:15.02 | 00:14.54 | 00:14.01 | 00:15.07 | 00:15.70 | 00:14.75 | 00:14.50 | 00:15.68 |
| Vitesse moyenne | 43,6 | 52,7 | 52,4 | 51,4 | 51,3 | 51 | 49,5 | 51,3 | 50,8 | 49,9 | 50,5 | 50 | 45,8 |

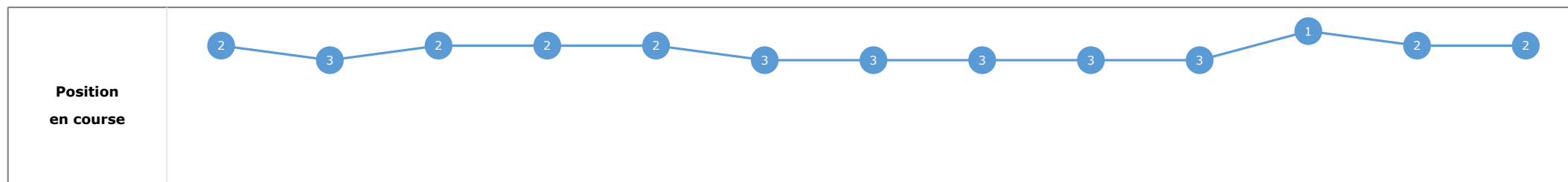
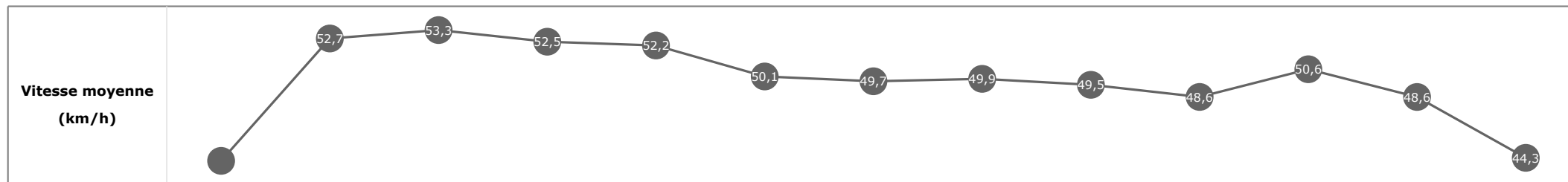


**Statistiques Tracking
SAINT-CLOUD
C6 - PRIX BANGO - 2500m
mardi 26 mars 2024 - 00:00
Redk du 1er: 1'13"76**

Cheval **JUSTUNE STAR**
 Jockey **T. BARON**
 Rang d'arrivée **2**
 Temps de parcours **03:05.24** redk : **1'14"10**
 Tronçon le plus rapide **00:14.76** (tronçon 600m - 400m)
 Vitesse maximale **58,10** (tronçon 2200m - 2000m)
 Vitesse moyenne **49,8**

Données de tracking

| Tronçons de 200m | DEP 2400m | 2400m 2200m | 2200m 2000m | 2000m 1800m | 1800m 1600m | 1600m 1400m | 1400m 1200m | 1200m 1000m | 1000m 800m | 800m 600m | 600m 400m | 400m 200m | 200m ARR |
|--------------------------|-----------------|-----------------|-----------------|-----------------|-----------------|-----------------|-----------------|-----------------|-----------------|-----------------|-----------------|-----------------|-----------------|
| Temps de parcours | 00:08.25 | 00:21.93 | 00:35.38 | 00:49.37 | 01:04.14 | 01:19.19 | 01:33.69 | 01:48.11 | 02:03.51 | 02:19.38 | 02:34.14 | 02:48.91 | 03:05.24 |
| Temps du tronçon | 00:08.25 | 00:13.68 | 00:13.44 | 00:13.99 | 00:14.76 | 00:15.04 | 00:14.50 | 00:14.41 | 00:15.39 | 00:15.86 | 00:14.76 | 00:14.76 | 00:16.33 |
| Vitesse moyenne | 44,1 | 52,7 | 53,3 | 52,5 | 52,2 | 50,1 | 49,7 | 49,9 | 49,5 | 48,6 | 50,6 | 48,6 | 44,3 |

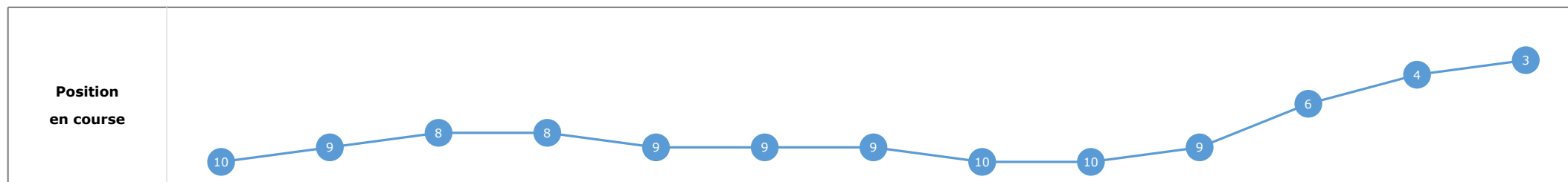
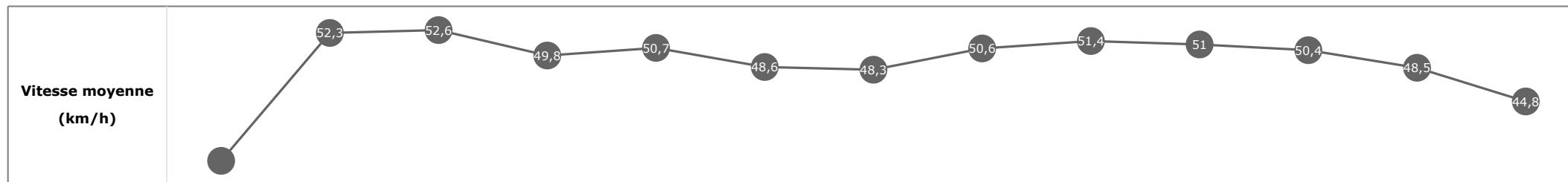


**Statistiques Tracking
SAINT-CLOUD
C6 - PRIX BANGO - 2500m
mardi 26 mars 2024 - 00:00
Redk du 1er: 1'13"76**

Cheval **JAGUAR DU LARGE**
 Jockey **C. SOUMILLON**
 Rang d'arrivée **3**
 Temps de parcours **03:06.73** redk : **1'14"69**
 Tronçon le plus rapide **00:14.58** (tronçon 600m - 400m)
 Vitesse maximale **56,66** (tronçon 2400m - 2200m)
 Vitesse moyenne **49,2**

Données de tracking

| Tronçons de 200m | DEP 2400m | 2400m 2200m | 2200m 2000m | 2000m 1800m | 1800m 1600m | 1600m 1400m | 1400m 1200m | 1200m 1000m | 1000m 800m | 800m 600m | 600m 400m | 400m 200m | 200m ARR |
|--------------------------|-----------------|-----------------|-----------------|-----------------|-----------------|-----------------|-----------------|-----------------|-----------------|-----------------|-----------------|-----------------|-----------------|
| Temps de parcours | 00:09.42 | 00:23.21 | 00:36.96 | 00:51.84 | 01:06.93 | 01:22.25 | 01:37.18 | 01:51.45 | 02:06.15 | 02:21.15 | 02:35.73 | 02:50.58 | 03:06.73 |
| Temps du tronçon | 00:09.42 | 00:13.79 | 00:13.74 | 00:14.88 | 00:15.08 | 00:15.32 | 00:14.93 | 00:14.27 | 00:14.69 | 00:15.00 | 00:14.58 | 00:14.84 | 00:16.15 |
| Vitesse moyenne | 38,3 | 52,3 | 52,6 | 49,8 | 50,7 | 48,6 | 48,3 | 50,6 | 51,4 | 51 | 50,4 | 48,5 | 44,8 |

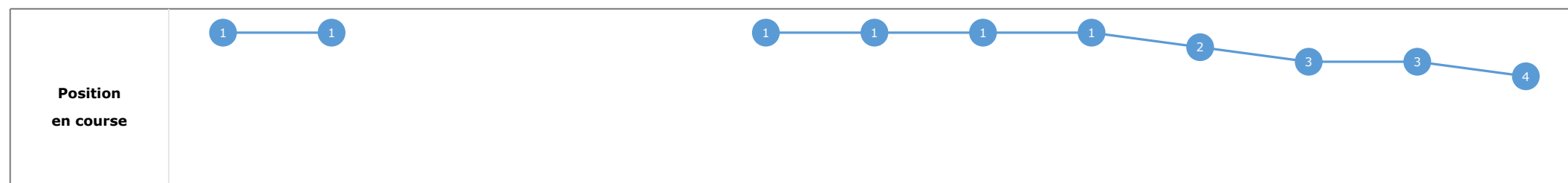
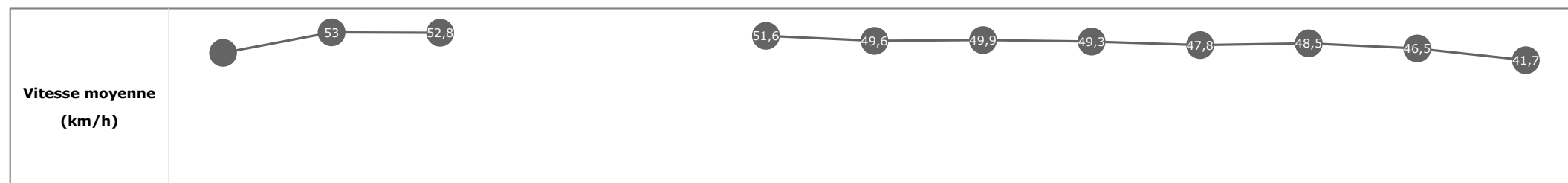


**Statistiques Tracking
SAINT-CLOUD
C6 - PRIX BANGO - 2500m
mardi 26 mars 2024 - 00:00
Redk du 1er: 1'13"76**

Cheval **KEL ESPOIR EN JEU**
 Jockey **T. BACHELOT**
 Rang d'arrivée **4**
 Temps de parcours **03:07.22** redk : **1'14"89**
 Tronçon le plus rapide **00:15.22** (tronçon 600m - 400m)
 Vitesse maximale **59,22** (tronçon 2400m - 2200m)
 Vitesse moyenne **49,3**

Données de tracking

| Tronçons de 200m | DEP 2400m | 2400m 2200m | 2200m 2000m | 2000m 1800m | 1800m 1600m | 1600m 1400m | 1400m 1200m | 1200m 1000m | 1000m 800m | 800m 600m | 600m 400m | 400m 200m | 200m ARR |
|--------------------------|-----------------|-----------------|----------------|----------------|----------------|-----------------|-----------------|-----------------|-----------------|-----------------|-----------------|-----------------|-----------------|
| Temps de parcours | 00:08.09 | 00:21.69 | | | | 01:18.87 | 01:33.39 | 01:47.81 | 02:03.09 | 02:19.20 | 02:34.42 | 02:49.98 | 03:07.22 |
| Temps du tronçon | 00:08.09 | 00:13.59 | | | | 00:14.64 | 00:14.52 | 00:14.41 | 00:15.27 | 00:16.11 | 00:15.22 | 00:15.55 | 00:17.24 |
| Vitesse moyenne | 44,7 | 53 | 52,8 | | | 51,6 | 49,6 | 49,9 | 49,3 | 47,8 | 48,5 | 46,5 | 41,7 |

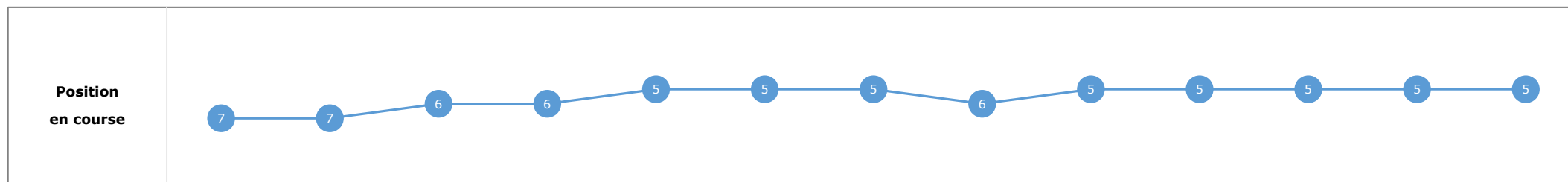
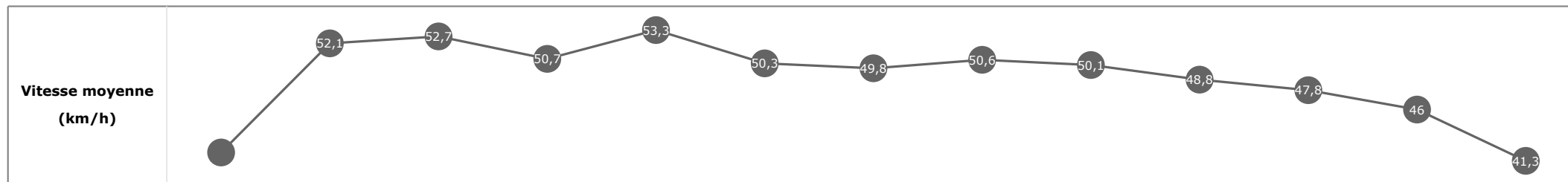


**Statistiques Tracking
SAINT-CLOUD
C6 - PRIX BANGO - 2500m
mardi 26 mars 2024 - 00:00
Redk du 1er: 1'13"76**

Cheval **JULIETTE BANBOU**
 Jockey **L. ZULIANI**
 Rang d'arrivée **5**
 Temps de parcours **03:08.37** redk : **1'15"35**
 Tronçon le plus rapide **00:15.56** (tronçon 600m - 400m)
 Vitesse maximale **57,06** (tronçon 1200m - 1000m)
 Vitesse moyenne **48,9**

Données de tracking

| Tronçons de 200m | DEP 2400m | 2400m 2200m | 2200m 2000m | 2000m 1800m | 1800m 1600m | 1600m 1400m | 1400m 1200m | 1200m 1000m | 1000m 800m | 800m 600m | 600m 400m | 400m 200m | 200m ARR |
|--------------------------|-----------------|-----------------|-----------------|-----------------|-----------------|-----------------|-----------------|-----------------|-----------------|-----------------|-----------------|-----------------|-----------------|
| Temps de parcours | 00:08.64 | 00:22.41 | 00:36.14 | 00:50.70 | 01:05.11 | 01:20.10 | 01:34.63 | 01:48.80 | 02:03.87 | 02:19.68 | 02:35.25 | 02:50.89 | 03:08.37 |
| Temps du tronçon | 00:08.64 | 00:13.76 | 00:13.72 | 00:14.56 | 00:14.40 | 00:14.99 | 00:14.53 | 00:14.16 | 00:15.07 | 00:15.81 | 00:15.56 | 00:15.63 | 00:17.48 |
| Vitesse moyenne | 42,1 | 52,1 | 52,7 | 50,7 | 53,3 | 50,3 | 49,8 | 50,6 | 50,1 | 48,8 | 47,8 | 46 | 41,3 |

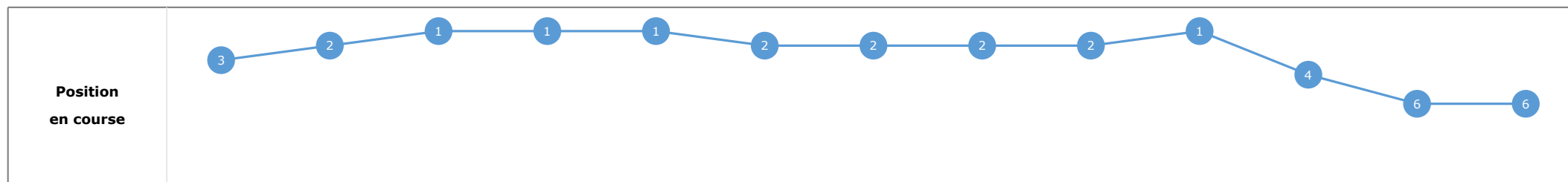
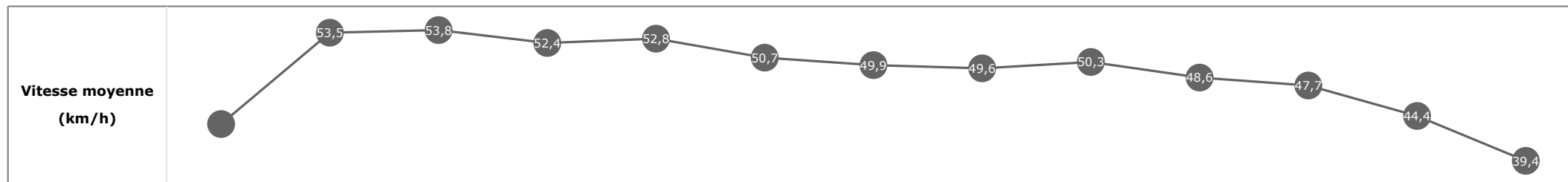


**Statistiques Tracking
SAINT-CLOUD
C6 - PRIX BANGO - 2500m
mardi 26 mars 2024 - 00:00
Redk du 1er: 1'13"76**

Cheval **JIMFA**
 Jockey **Mme L. POGGIONOVO**
 Rang d'arrivée **6**
 Temps de parcours **03:09.30** redk : **1'15"72**
 Tronçon le plus rapide **00:15.59** (tronçon 600m - 400m)
 Vitesse maximale **58,25** (tronçon 2400m - 2200m)
 Vitesse moyenne **48,9**

Données de tracking

| Tronçons de 200m | DEP 2400m | 2400m 2200m | 2200m 2000m | 2000m 1800m | 1800m 1600m | 1600m 1400m | 1400m 1200m | 1200m 1000m | 1000m 800m | 800m 600m | 600m 400m | 400m 200m | 200m ARR |
|--------------------------|-----------------|-----------------|-----------------|-----------------|-----------------|-----------------|-----------------|-----------------|-----------------|-----------------|-----------------|-----------------|-----------------|
| Temps de parcours | 00:08.30 | 00:21.84 | 00:35.23 | 00:49.30 | 01:04.04 | 01:18.99 | 01:33.41 | 01:47.92 | 02:03.14 | 02:19.20 | 02:34.79 | 02:51.07 | 03:09.30 |
| Temps du tronçon | 00:08.30 | 00:13.53 | 00:13.39 | 00:14.07 | 00:14.73 | 00:14.94 | 00:14.42 | 00:14.50 | 00:15.22 | 00:16.06 | 00:15.59 | 00:16.27 | 00:18.23 |
| Vitesse moyenne | 43,5 | 53,5 | 53,8 | 52,4 | 52,8 | 50,7 | 49,9 | 49,6 | 50,3 | 48,6 | 47,7 | 44,4 | 39,4 |

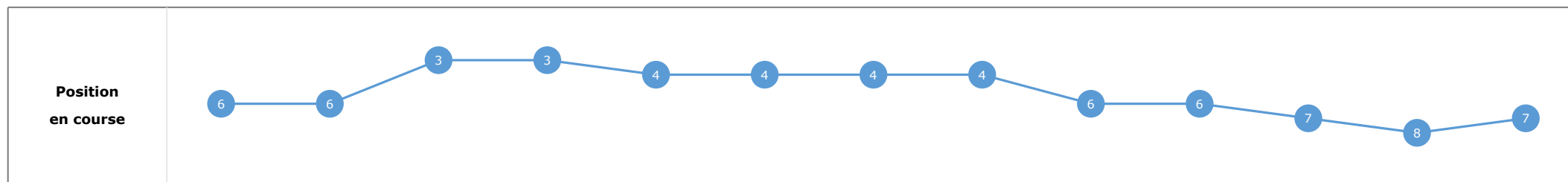
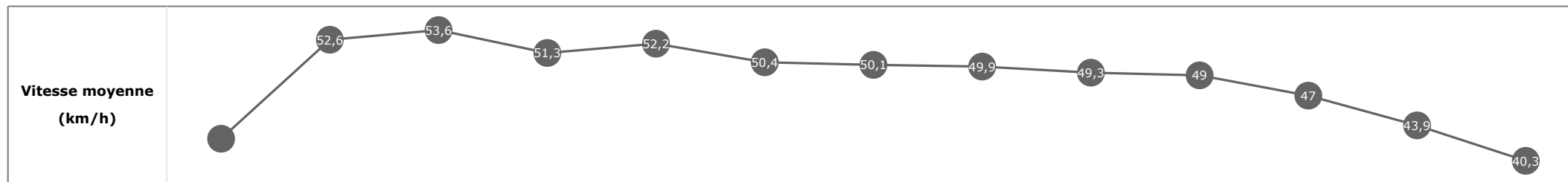


**Statistiques Tracking
SAINT-CLOUD
C6 - PRIX BANGO - 2500m
mardi 26 mars 2024 - 00:00
Redk du 1er: 1'13"76**

Cheval **KARINA SWEEN**
 Jockey Mme M. EON
 Rang d'arrivée **7**
 Temps de parcours **03:09.99** redk : **1'16"00**
 Tronçon le plus rapide **00:15.89** (tronçon 800m - 600m)
 Vitesse maximale **59,04** (tronçon 2200m - 2000m)
 Vitesse moyenne **48,6**

Données de tracking

| Tronçons de 200m | DEP 2400m | 2400m 2200m | 2200m 2000m | 2000m 1800m | 1800m 1600m | 1600m 1400m | 1400m 1200m | 1200m 1000m | 1000m 800m | 800m 600m | 600m 400m | 400m 200m | 200m ARR |
|--------------------------|-----------------|-----------------|-----------------|-----------------|-----------------|-----------------|-----------------|-----------------|-----------------|-----------------|-----------------|-----------------|-----------------|
| Temps de parcours | 00:08.55 | 00:22.19 | 00:35.61 | 00:50.00 | 01:04.71 | 01:19.72 | 01:34.17 | 01:48.63 | 02:03.92 | 02:19.82 | 02:35.75 | 02:52.11 | 03:09.99 |
| Temps du tronçon | 00:08.55 | 00:13.64 | 00:13.41 | 00:14.38 | 00:14.71 | 00:15.00 | 00:14.45 | 00:14.46 | 00:15.29 | 00:15.89 | 00:15.93 | 00:16.35 | 00:17.88 |
| Vitesse moyenne | 42,6 | 52,6 | 53,6 | 51,3 | 52,2 | 50,4 | 50,1 | 49,9 | 49,3 | 49 | 47 | 43,9 | 40,3 |


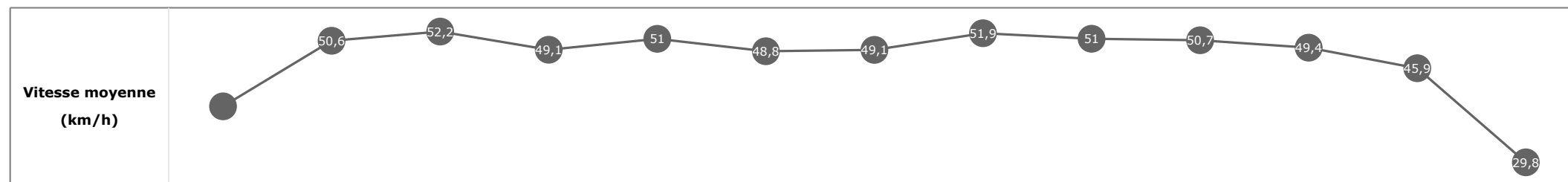


**Statistiques Tracking
SAINT-CLOUD
C6 - PRIX BANGO - 2500m
mardi 26 mars 2024 - 00:00
Redk du 1er: 1'13"76**

Cheval **JEANNETTE**
 Jockey **A. BOURGEOIS**
 Rang d'arrivée **8**
 Temps de parcours **03:16.26** redk : **1'18"50**
 Tronçon le plus rapide **00:14.90** (tronçon 600m - 400m)
 Vitesse maximale **57,31** (tronçon 2200m - 2000m)
 Vitesse moyenne **46,9**

Données de tracking

| Tronçons de 200m | DEP 2400m | 2400m 2200m | 2200m 2000m | 2000m 1800m | 1800m 1600m | 1600m 1400m | 1400m 1200m | 1200m 1000m | 1000m 800m | 800m 600m | 600m 400m | 400m 200m | 200m ARR |
|--------------------------|-----------------|-----------------|-----------------|-----------------|-----------------|-----------------|-----------------|-----------------|-----------------|-----------------|-----------------|-----------------|-----------------|
| Temps de parcours | 00:09.24 | 00:23.46 | 00:37.20 | 00:52.23 | 01:07.25 | 01:22.49 | 01:37.26 | 01:51.14 | 02:06.04 | 02:21.31 | 02:36.22 | 02:51.99 | 03:16.26 |
| Temps du tronçon | 00:09.24 | 00:14.22 | 00:13.73 | 00:15.03 | 00:15.02 | 00:15.23 | 00:14.76 | 00:13.88 | 00:14.89 | 00:15.27 | 00:14.90 | 00:15.76 | 00:24.27 |
| Vitesse moyenne | 39,4 | 50,6 | 52,2 | 49,1 | 51 | 48,8 | 49,1 | 51,9 | 51 | 50,7 | 49,4 | 45,9 | 29,8 |

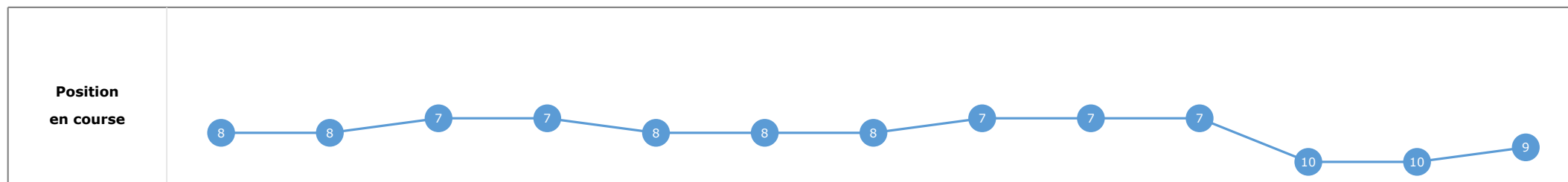
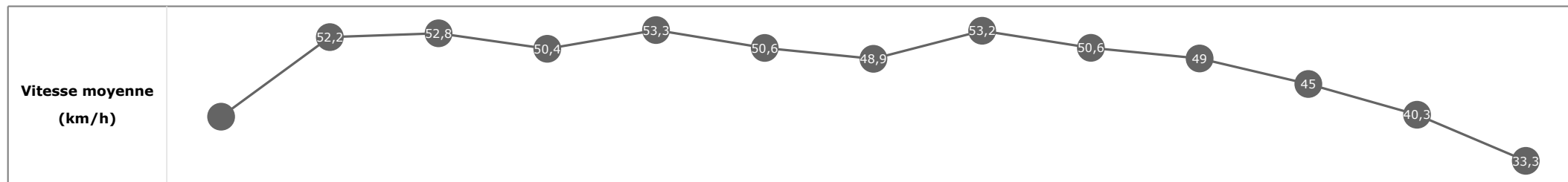


**Statistiques Tracking
SAINT-CLOUD
C6 - PRIX BANGO - 2500m
mardi 26 mars 2024 - 00:00
Redk du 1er: 1'13"76**

Cheval **KATCHINA**
 Jockey **ALEX. ROUSSEL**
 Rang d'arrivée **9**
 Temps de parcours **03:16.31** redk : **1'18"52**
 Tronçon le plus rapide **00:16.02** (tronçon 800m - 600m)
 Vitesse maximale **57,56** (tronçon 1600m - 1400m)
 Vitesse moyenne **47,2**

Données de tracking

| Tronçons de 200m | DEP 2400m | 2400m 2200m | 2200m 2000m | 2000m 1800m | 1800m 1600m | 1600m 1400m | 1400m 1200m | 1200m 1000m | 1000m 800m | 800m 600m | 600m 400m | 400m 200m | 200m ARR |
|--------------------------|-----------------|-----------------|-----------------|-----------------|-----------------|-----------------|-----------------|-----------------|-----------------|-----------------|-----------------|-----------------|-----------------|
| Temps de parcours | 00:09.01 | 00:22.81 | 00:36.47 | 00:51.12 | 01:05.71 | 01:20.72 | 01:35.55 | 01:49.07 | 02:04.15 | 02:20.17 | 02:36.72 | 02:54.60 | 03:16.31 |
| Temps du tronçon | 00:09.01 | 00:13.79 | 00:13.66 | 00:14.64 | 00:14.59 | 00:15.01 | 00:14.82 | 00:13.51 | 00:15.08 | 00:16.02 | 00:16.55 | 00:17.88 | 00:21.71 |
| Vitesse moyenne | 40 | 52,2 | 52,8 | 50,4 | 53,3 | 50,6 | 48,9 | 53,2 | 50,6 | 49 | 45 | 40,3 | 33,3 |



**Statistiques Tracking
SAINT-CLOUD
C6 - PRIX BANGO - 2500m
mardi 26 mars 2024 - 00:00
Redk du 1er: 1'13"76**

Cheval **KEFIR D'AIRY**
 Jockey **F. VERON**
 Rang d'arrivée **10**
 Temps de parcours **03:17.65** redk : **1'19"06**
 Tronçon le plus rapide **00:15.59** (tronçon 600m - 400m)
 Vitesse maximale **57,71** (tronçon 1800m - 1600m)
 Vitesse moyenne **46,8**

Données de tracking

| Tronçons de 200m | DEP 2400m | 2400m 2200m | 2200m 2000m | 2000m 1800m | 1800m 1600m | 1600m 1400m | 1400m 1200m | 1200m 1000m | 1000m 800m | 800m 600m | 600m 400m | 400m 200m | 200m ARR |
|--------------------------|-----------------|-----------------|-----------------|-----------------|-----------------|-----------------|-----------------|-----------------|-----------------|-----------------|-----------------|-----------------|-----------------|
| Temps de parcours | 00:08.32 | 00:22.05 | 00:35.84 | 00:50.50 | 01:05.45 | 01:20.56 | 01:35.30 | 01:49.17 | 02:04.40 | 02:20.27 | 02:35.87 | 02:52.77 | 03:17.65 |
| Temps du tronçon | 00:08.32 | 00:13.72 | 00:13.79 | 00:14.65 | 00:14.95 | 00:15.11 | 00:14.74 | 00:13.86 | 00:15.22 | 00:15.87 | 00:15.59 | 00:16.89 | 00:24.88 |
| Vitesse moyenne | 43,3 | 52,8 | 52,2 | 50,8 | 52,5 | 50,1 | 48,9 | 52,1 | 49,2 | 49,4 | 47,6 | 42,7 | 29 |

