

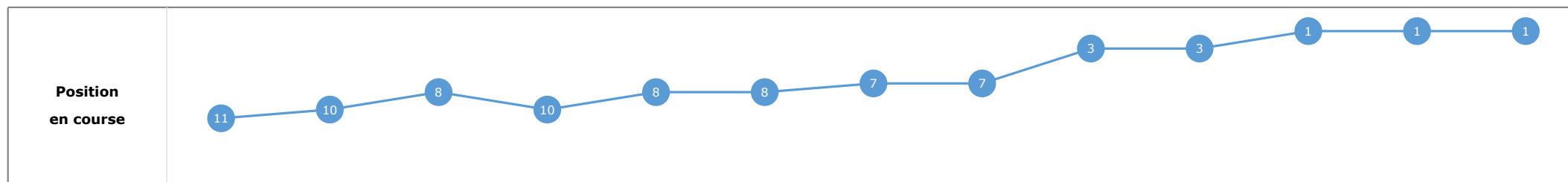
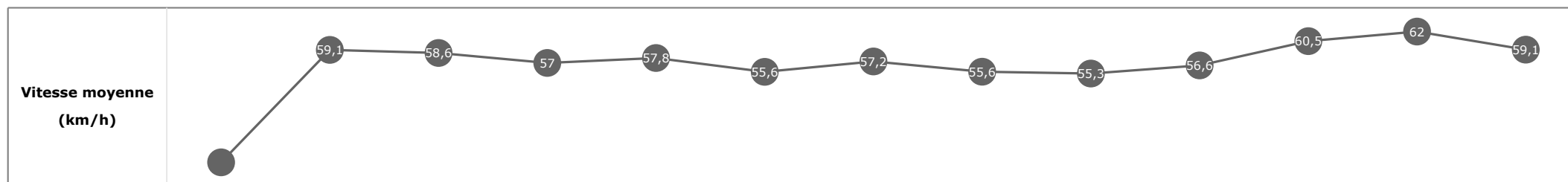
Partant (corde)	Cheval	Arrivée officielle	Tronçons de 200m		DEP - 1000m	1000m - 800m	800m - 600m	600m - 400m	400m - 200m	200m - ARR	Temps officiel	Derniers 600m	Parcours vs. 1er
			Vitesse Max	200m les plus rapides	Temps passage en tête Durée du tronçon	01:38.02 01:38.02	01:51.31 00:13.29	02:04.23 00:12.92	02:16.29 00:12.05	02:27.84 00:11.55			
					T1	T2	T3	T4	T5	T6			
14 (6)	<b>PALAIMON</b> L. BOISSEAU	1	65,56 T5	00:11.55 T5	01:38.52 7 01:38.52	01:51.52 3 00:13.00	02:04.29 3 00:12.76	02:16.29 1 00:12.00	02:27.84 1 00:11.55	02:40.03 00:12.18	2'40"03	00:35.74	
5 (8)	<b>WEMATCH</b> P. REMOUE	2	64,51 T4	00:11.45 T5	01:39.36 15 01:39.36	01:52.31 15 00:12.95	02:05.05 14 00:12.73	02:17.09 11 00:12.04	02:28.55 5 00:11.45	02:40.38 00:11.83	2'40"39	00:35.33	16,52
8 (16)	<b>CORKY</b> A. ORANI	3	63,79 T1	00:11.92 T5	01:38.13 2 01:38.13	01:51.31 1 00:13.18	02:04.23 1 00:12.92	02:16.37 2 00:12.13	02:28.29 2 00:11.92	02:40.81 00:12.51	2'40"82	00:36.58	11,07
16 (9)	<b>RODAINAH</b> L. BOUTON	4	62,10 T5	00:11.71 T5	01:38.96 11 01:38.96	01:52.07 11 00:13.10	02:04.79 11 00:12.72	02:17.17 13 00:12.37	02:28.89 9 00:11.71	02:41.00 00:12.11	2'41"01	00:36.21	8,98
13 (11)	<b>QUICK FLASH</b> H. LEBOUIC	5	63,00 T4	00:11.96 T5	01:38.79 9 01:38.79	01:51.77 8 00:12.97	02:04.50 6 00:12.73	02:16.57 4 00:12.07	02:28.54 4 00:11.96	02:41.13 00:12.59	2'41"14	00:36.63	-2,37
2 (7)	<b>GREASE</b> G. MEURY	6	62,35 T1	00:11.89 T5	01:38.23 3 01:38.23	01:51.54 4 00:13.31	02:04.39 5 00:12.85	02:16.72 6 00:12.33	02:28.62 7 00:11.89	02:41.14 00:12.52	2'41"15	00:36.75	13,04
1 (15)	<b>VIRTUOSE</b> T. PICCONE	7	62,60 T4	00:11.96 T5	01:38.81 10 01:38.81	01:51.77 9 00:12.95	02:04.32 4 00:12.55	02:16.42 3 00:12.09	02:28.38 3 00:11.96	02:41.32 00:12.94	2'41"33	00:37.00	18,33
6 (12)	<b>BLACK HAWK</b> C. GROSBOIS	8	62,17 T5	00:11.83 T5	01:39.08 12 01:39.08	01:52.07 12 00:12.99	02:04.90 13 00:12.82	02:17.26 14 00:12.36	02:29.10 12 00:11.83	02:41.52 00:12.42	2'41"53	00:36.62	17,35
7 (4)	<b>LOR BLANC</b> A. MADAMET	9	61,96 T4	00:11.96 T5	01:38.31 5 01:38.31	01:51.63 6 00:13.31	02:04.50 7 00:12.86	02:16.63 5 00:12.13	02:28.60 6 00:11.96	02:41.57 00:12.97	2'41"58	00:37.07	10,85
10 (5)	<b>CONSORT ROYAL</b> S. MAILLOT	10	64,44 T4	00:11.80 T5	01:38.63 8 01:38.63	01:51.88 10 00:13.25	02:04.75 10 00:12.86	02:16.90 7 00:12.15	02:28.71 8 00:11.80	02:41.84 00:13.13	2'41"85	00:37.09	9,48
15 (13)	<b>PRINCESS ANNE</b> Mme C. PACAUT	11	64,30 T1	00:12.06 T5	01:39.15 13 01:39.15	01:52.10 13 00:12.95	02:04.80 12 00:12.70	02:16.91 8 00:12.10	02:28.97 11 00:12.06	02:41.86 00:12.89	2'41"87	00:37.06	-3,58
3 (10)	<b>DREAM IN NORMANDY</b> J. NICOLEAU	12	62,10 T1	00:11.99 T5	01:38.48 6 01:38.48	01:51.73 7 00:13.24	02:04.65 9 00:12.91	02:16.95 10 00:12.29	02:28.94 10 00:11.99	02:41.97 00:13.02	2'41"98	00:37.32	16,59
12 (2)	<b>SOGYNT</b> Mme M. VELON	13	60,91 T1	00:12.38 T4	01:38.26 4 01:38.26	01:51.57 5 00:13.30	02:04.56 8 00:12.99	02:16.94 9 00:12.38	02:29.40 13 00:12.45	02:42.66 00:13.26	2'42"67	00:38.10	-0,36
11 (3)	<b>ETERNAL OPTIMIST</b> H. BOUTIN	14	60,66 T1	00:12.51 T5	01:39.28 14 01:39.28	01:52.31 14 00:13.02	02:05.07 15 00:12.75	02:17.63 15 00:12.56	02:30.14 14 00:12.51	02:43.26 00:13.12	2'43"27	00:38.19	8,71
9 (14)	<b>PEYTON PLACE</b> TH. LIMAYRAC	15	61,67 T1	00:12.35 T5	01:39.64 16 01:39.64	01:52.48 16 00:12.84	02:05.38 16 00:12.89	02:17.89 16 00:12.51	02:30.25 15 00:12.35	02:43.49 00:13.24	2'43"50	00:38.11	15,17
4 (1)	<b>CLAY</b> M. BARZALONA	16	62,21 T1	00:12.84 T4	01:38.02 1 01:38.02	01:51.33 2 00:13.31	02:04.27 2 00:12.94	02:17.11 12 00:12.84	02:30.76 16 00:13.64	02:45.86 00:15.10	2'45"87	00:41.59	1,26

**Statistiques Tracking  
DEAUVILLE  
C1 - PRIX DE SAINT-JULIEN-LE-FAUCON - 2500m  
mercredi 10 avril 2024 - 00:00  
Redk du 1er: 1'04"01**

Cheval **PALAIMON**  
 Jockey **L. BOISSEAU**  
 Rang d'arrivée **1**  
 Temps de parcours **02:40.03** redk : **1'04"01**  
 Tronçon le plus rapide **00:11.55** (tronçon 400m - 200m)  
 Vitesse maximale **65,56** (tronçon 400m - 200m)  
 Vitesse moyenne **56,7**

**Données de tracking**

Tronçons de 200m	DEP 2400m	2400m 2200m	2200m 2000m	2000m 1800m	1800m 1600m	1600m 1400m	1400m 1200m	1200m 1000m	1000m 800m	800m 600m	600m 400m	400m 200m	200m ARR
<b>Temps de parcours</b>	<b>00:10.34</b>	<b>00:22.54</b>	<b>00:34.89</b>	<b>00:47.54</b>	<b>00:59.96</b>	<b>01:12.98</b>	<b>01:25.58</b>	<b>01:38.52</b>	<b>01:51.52</b>	<b>02:04.29</b>	<b>02:16.29</b>	<b>02:27.84</b>	<b>02:40.03</b>
Temps du tronçon	00:10.34	00:12.19	00:12.34	00:12.65	00:12.42	00:13.01	00:12.59	00:12.94	00:13.00	00:12.76	00:12.00	00:11.55	00:12.18
<b>Vitesse moyenne</b>	41	59,1	58,6	57	57,8	55,6	57,2	55,6	55,3	56,6	60,5	62	59,1


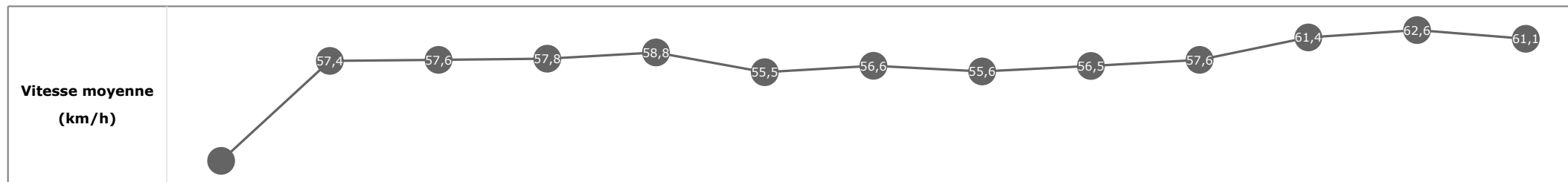


**Statistiques Tracking  
DEAUVILLE  
C1 - PRIX DE SAINT-JULIEN-LE-FAUCON - 2500m  
mercredi 10 avril 2024 - 00:00  
Redk du 1er: 1'04"01**

Cheval **WEMATCH**  
 Jockey **P. REMOUE**  
 Rang d'arrivée **2**  
 Temps de parcours **02:40.38** redk : **1'04"15**  
 Tronçon le plus rapide **00:11.45** (tronçon 400m - 200m)  
 Vitesse maximale **64,51** (tronçon 600m - 400m)  
 Vitesse moyenne **57**

**Données de tracking**

Tronçons de 200m	DEP 2400m	2400m 2200m	2200m 2000m	2000m 1800m	1800m 1600m	1600m 1400m	1400m 1200m	1200m 1000m	1000m 800m	800m 600m	600m 400m	400m 200m	200m ARR
<b>Temps de parcours</b>	<b>00:10.52</b>	<b>00:23.10</b>	<b>00:35.64</b>	<b>00:48.17</b>	<b>01:00.54</b>	<b>01:13.69</b>	<b>01:26.35</b>	<b>01:39.36</b>	<b>01:52.31</b>	<b>02:05.05</b>	<b>02:17.09</b>	<b>02:28.55</b>	<b>02:40.38</b>
Temps du tronçon	00:10.52	00:12.57	00:12.53	00:12.53	00:12.37	00:13.14	00:12.66	00:13.00	00:12.95	00:12.73	00:12.04	00:11.45	00:11.83
<b>Vitesse moyenne</b>	40,5	57,4	57,6	57,8	58,8	55,5	56,6	55,6	56,5	57,6	61,4	62,6	61,1

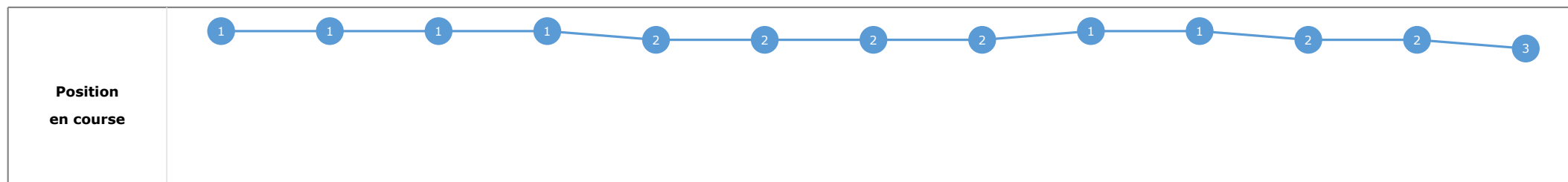
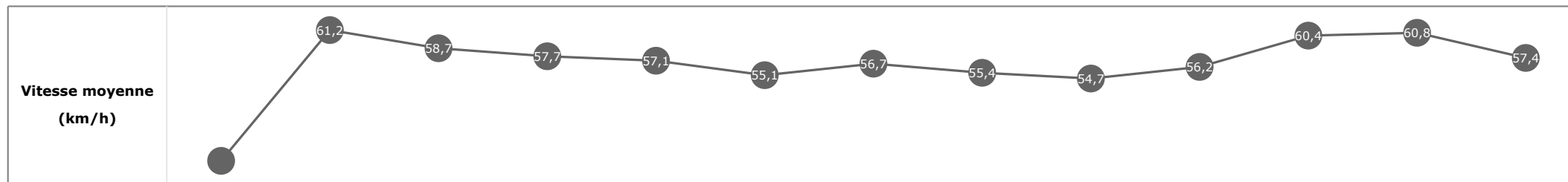


**Statistiques Tracking  
DEAUVILLE  
C1 - PRIX DE SAINT-JULIEN-LE-FAUCON - 2500m  
mercredi 10 avril 2024 - 00:00  
Redk du 1er: 1'04"01**

Cheval **CORKY**  
 Jockey **A. ORANI**  
 Rang d'arrivée **3**  
 Temps de parcours **02:40.81** redk : **1'04"32**  
 Tronçon le plus rapide **00:11.92** (tronçon 400m - 200m)  
 Vitesse maximale **63,79** (tronçon 2400m - 2200m)  
 Vitesse moyenne **56,7**

**Données de tracking**

Tronçons de 200m	DEP 2400m	2400m 2200m	2200m 2000m	2000m 1800m	1800m 1600m	1600m 1400m	1400m 1200m	1200m 1000m	1000m 800m	800m 600m	600m 400m	400m 200m	200m ARR
<b>Temps de parcours</b>	<b>00:09.75</b>	<b>00:21.58</b>	<b>00:33.97</b>	<b>00:46.60</b>	<b>00:59.30</b>	<b>01:12.42</b>	<b>01:25.13</b>	<b>01:38.13</b>	<b>01:51.31</b>	<b>02:04.23</b>	<b>02:16.37</b>	<b>02:28.29</b>	<b>02:40.81</b>
Temps du tronçon	00:09.75	00:11.83	00:12.38	00:12.63	00:12.69	00:13.12	00:12.70	00:13.00	00:13.18	00:12.92	00:12.13	00:11.92	00:12.51
<b>Vitesse moyenne</b>	43,6	61,2	58,7	57,7	57,1	55,1	56,7	55,4	54,7	56,2	60,4	60,8	57,4


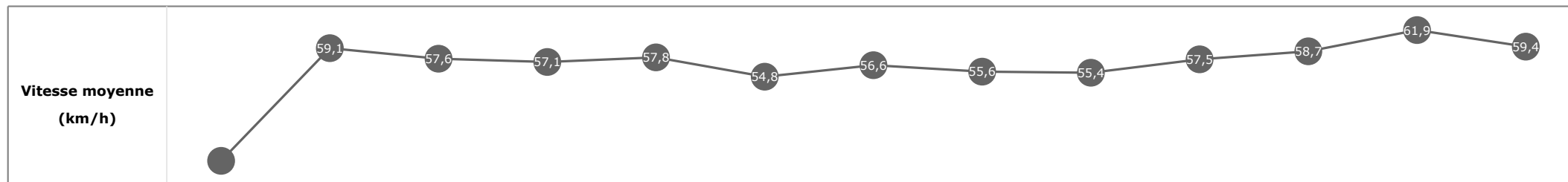


**Statistiques Tracking  
DEAUVILLE  
C1 - PRIX DE SAINT-JULIEN-LE-FAUCON - 2500m  
mercredi 10 avril 2024 - 00:00  
Redk du 1er: 1'04"01**

Cheval **RODAINAH**  
 Jockey **L. BOUTON**  
 Rang d'arrivée **4**  
 Temps de parcours **02:41.00** redk : **1'04"40**  
 Tronçon le plus rapide **00:11.71** (tronçon 400m - 200m)  
 Vitesse maximale **62,10** (tronçon 400m - 200m)  
 Vitesse moyenne **56,6**

**Données de tracking**

Tronçons de 200m	DEP 2400m	2400m 2200m	2200m 2000m	2000m 1800m	1800m 1600m	1600m 1400m	1400m 1200m	1200m 1000m	1000m 800m	800m 600m	600m 400m	400m 200m	200m ARR
<b>Temps de parcours</b>	<b>00:10.12</b>	<b>00:22.31</b>	<b>00:34.89</b>	<b>00:47.54</b>	<b>01:00.09</b>	<b>01:13.29</b>	<b>01:25.96</b>	<b>01:38.96</b>	<b>01:52.07</b>	<b>02:04.79</b>	<b>02:17.17</b>	<b>02:28.89</b>	<b>02:41.00</b>
Temps du tronçon	00:10.12	00:12.18	00:12.58	00:12.65	00:12.55	00:13.19	00:12.67	00:12.99	00:13.10	00:12.72	00:12.37	00:11.71	00:12.11
<b>Vitesse moyenne</b>	42,1	59,1	57,6	57,1	57,8	54,8	56,6	55,6	55,4	57,5	58,7	61,9	59,4


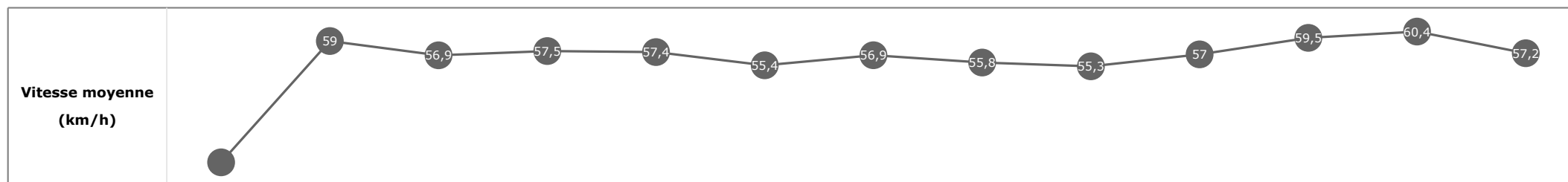


**Statistiques Tracking  
DEAUVILLE  
C1 - PRIX DE SAINT-JULIEN-LE-FAUCON - 2500m  
mercredi 10 avril 2024 - 00:00  
Redk du 1er: 1'04"01**

Cheval **QUICK FLASH**  
 Jockey **H. LEBOUIC**  
 Rang d'arrivée **5**  
 Temps de parcours **02:41.13** redk : **1'04"45**  
 Tronçon le plus rapide **00:11.96** (tronçon 400m - 200m)  
 Vitesse maximale **63,00** (tronçon 600m - 400m)  
 Vitesse moyenne **56,3**

**Données de tracking**

Tronçons de 200m	DEP 2400m	2400m 2200m	2200m 2000m	2000m 1800m	1800m 1600m	1600m 1400m	1400m 1200m	1200m 1000m	1000m 800m	800m 600m	600m 400m	400m 200m	200m ARR
<b>Temps de parcours</b>	<b>00:10.28</b>	<b>00:22.58</b>	<b>00:35.17</b>	<b>00:47.66</b>	<b>01:00.21</b>	<b>01:13.19</b>	<b>01:25.83</b>	<b>01:38.79</b>	<b>01:51.77</b>	<b>02:04.50</b>	<b>02:16.57</b>	<b>02:28.54</b>	<b>02:41.13</b>
Temps du tronçon	00:10.28	00:12.30	00:12.58	00:12.49	00:12.54	00:12.98	00:12.63	00:12.96	00:12.97	00:12.73	00:12.07	00:11.96	00:12.59
<b>Vitesse moyenne</b>	41,2	59	56,9	57,5	57,4	55,4	56,9	55,8	55,3	57	59,5	60,4	57,2

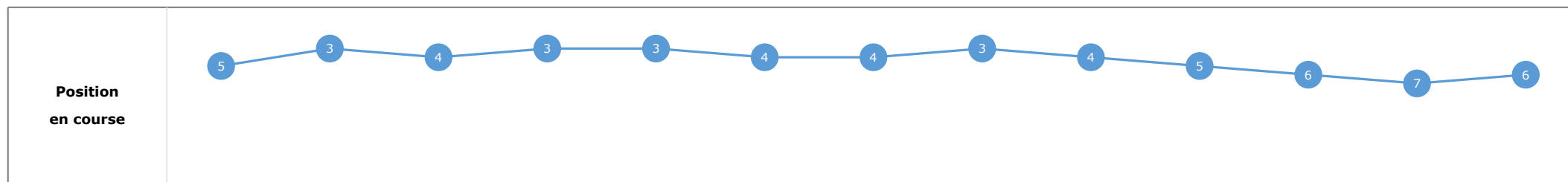
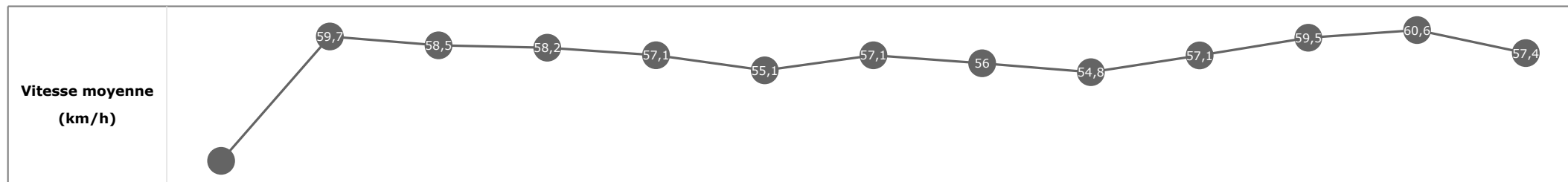


**Statistiques Tracking  
DEAUVILLE  
C1 - PRIX DE SAINT-JULIEN-LE-FAUCON - 2500m  
mercredi 10 avril 2024 - 00:00  
Redk du 1er: 1'04"01**

Cheval **GREASE**  
 Jockey **G. MEURY**  
 Rang d'arrivée **6**  
 Temps de parcours **02:41.14** redk : **1'04"46**  
 Tronçon le plus rapide **00:11.89** (tronçon 400m - 200m)  
 Vitesse maximale **62,35** (tronçon 2200m - 2000m)  
 Vitesse moyenne **56,6**

**Données de tracking**

Tronçons de 200m	DEP 2400m	2400m 2200m	2200m 2000m	2000m 1800m	1800m 1600m	1600m 1400m	1400m 1200m	1200m 1000m	1000m 800m	800m 600m	600m 400m	400m 200m	200m ARR
<b>Temps de parcours</b>	<b>00:09.99</b>	<b>00:22.03</b>	<b>00:34.41</b>	<b>00:46.83</b>	<b>00:59.47</b>	<b>01:12.66</b>	<b>01:25.32</b>	<b>01:38.23</b>	<b>01:51.54</b>	<b>02:04.39</b>	<b>02:16.72</b>	<b>02:28.62</b>	<b>02:41.14</b>
Temps du tronçon	00:09.99	00:12.03	00:12.37	00:12.42	00:12.64	00:13.18	00:12.65	00:12.91	00:13.31	00:12.85	00:12.33	00:11.89	00:12.52
<b>Vitesse moyenne</b>	42,8	59,7	58,5	58,2	57,1	55,1	57,1	56	54,8	57,1	59,5	60,6	57,4

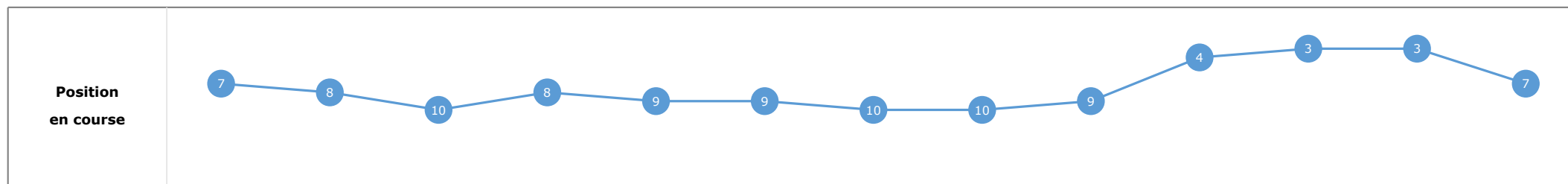
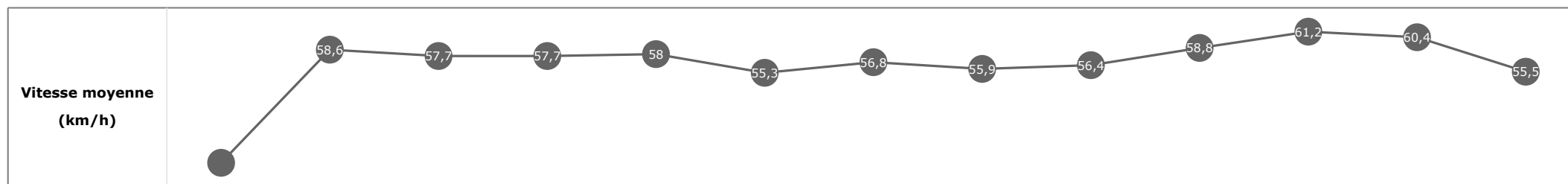


**Statistiques Tracking  
DEAUVILLE  
C1 - PRIX DE SAINT-JULIEN-LE-FAUCON - 2500m  
mercredi 10 avril 2024 - 00:00  
Redk du 1er: 1'04"01**

Cheval **VIRTUOSE**  
 Jockey **T. PICCONE**  
 Rang d'arrivée **7**  
 Temps de parcours **02:41.32** redk : **1'04"53**  
 Tronçon le plus rapide **00:11.96** (tronçon 400m - 200m)  
 Vitesse maximale **62,60** (tronçon 600m - 400m)  
 Vitesse moyenne **56,7**

**Données de tracking**

Tronçons de 200m	DEP 2400m	2400m 2200m	2200m 2000m	2000m 1800m	1800m 1600m	1600m 1400m	1400m 1200m	1200m 1000m	1000m 800m	800m 600m	600m 400m	400m 200m	200m ARR
<b>Temps de parcours</b>	<b>00:10.08</b>	<b>00:22.33</b>	<b>00:34.91</b>	<b>00:47.52</b>	<b>01:00.02</b>	<b>01:13.18</b>	<b>01:25.83</b>	<b>01:38.81</b>	<b>01:51.77</b>	<b>02:04.32</b>	<b>02:16.42</b>	<b>02:28.38</b>	<b>02:41.32</b>
Temps du tronçon	00:10.08	00:12.25	00:12.58	00:12.60	00:12.50	00:13.16	00:12.64	00:12.97	00:12.95	00:12.55	00:12.09	00:11.96	00:12.94
<b>Vitesse moyenne</b>	42,5	58,6	57,7	57,7	58	55,3	56,8	55,9	56,4	58,8	61,2	60,4	55,5



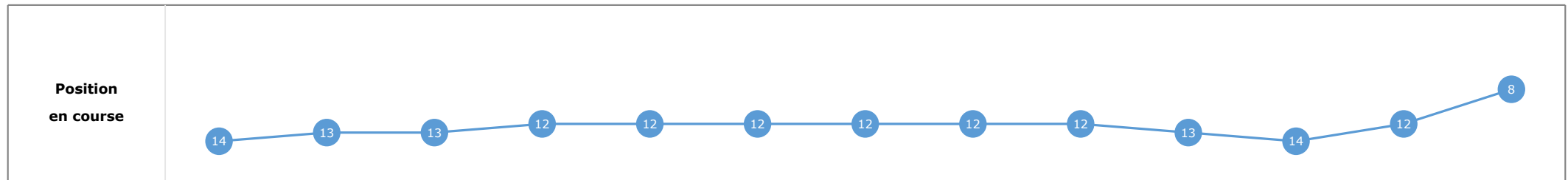
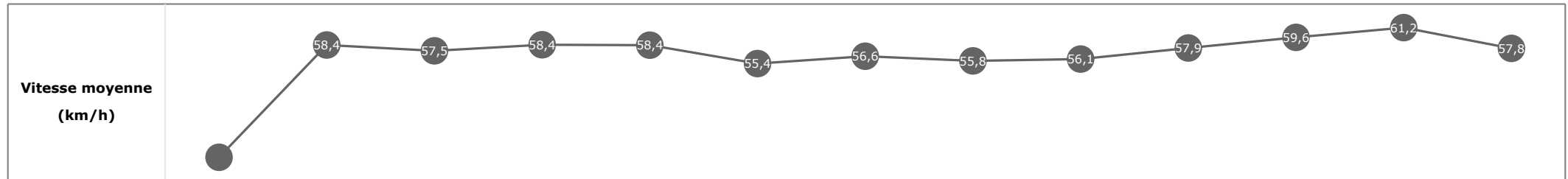


**Statistiques Tracking  
DEAUVILLE  
C1 - PRIX DE SAINT-JULIEN-LE-FAUCON - 2500m  
mercredi 10 avril 2024 - 00:00  
Redk du 1er: 1'04"01**

Cheval **BLACK HAWK**  
 Jockey **C. GROSBOIS**  
 Rang d'arrivée **8**  
 Temps de parcours **02:41.52** redk : **1'04"61**  
 Tronçon le plus rapide **00:11.83** (tronçon 400m - 200m)  
 Vitesse maximale **62,17** (tronçon 400m - 200m)  
 Vitesse moyenne **56,6**

**Données de tracking**

Tronçons de 200m	DEP 2400m	2400m 2200m	2200m 2000m	2000m 1800m	1800m 1600m	1600m 1400m	1400m 1200m	1200m 1000m	1000m 800m	800m 600m	600m 400m	400m 200m	200m ARR
<b>Temps de parcours</b>	<b>00:10.53</b>	<b>00:22.91</b>	<b>00:35.46</b>	<b>00:47.90</b>	<b>01:00.30</b>	<b>01:13.33</b>	<b>01:26.11</b>	<b>01:39.08</b>	<b>01:52.07</b>	<b>02:04.90</b>	<b>02:17.26</b>	<b>02:29.10</b>	<b>02:41.52</b>
Temps du tronçon	00:10.53	00:12.37	00:12.55	00:12.43	00:12.40	00:13.02	00:12.77	00:12.97	00:12.99	00:12.82	00:12.36	00:11.83	00:12.42
<b>Vitesse moyenne</b>	40,4	58,4	57,5	58,4	58,4	55,4	56,6	55,8	56,1	57,9	59,6	61,2	57,8

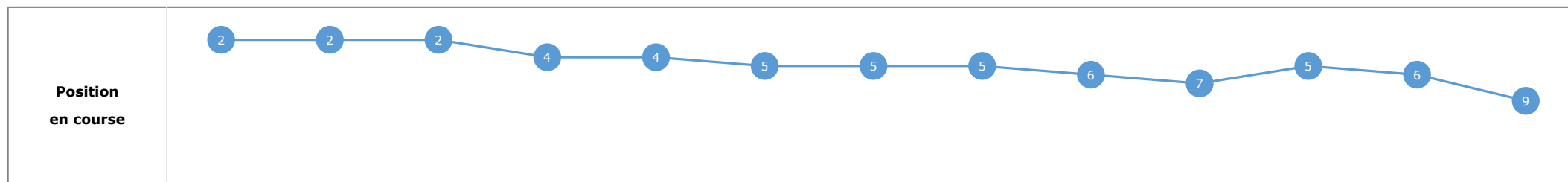
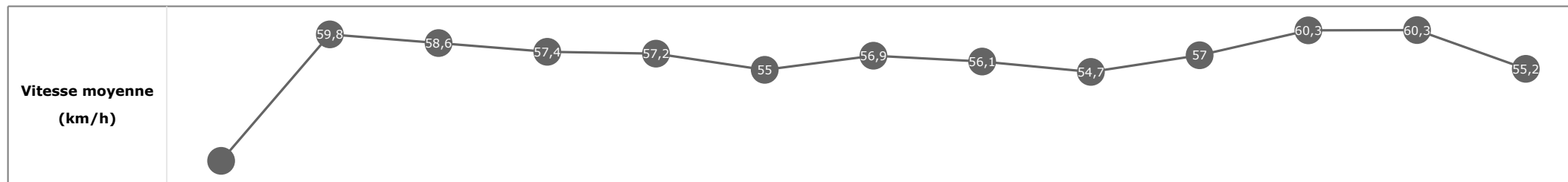


**Statistiques Tracking  
DEAUVILLE  
C1 - PRIX DE SAINT-JULIEN-LE-FAUCON - 2500m  
mercredi 10 avril 2024 - 00:00  
Redk du 1er: 1'04"01**

Cheval **LOR BLANC**  
 Jockey **A. MADAMET**  
 Rang d'arrivée **9**  
 Temps de parcours **02:41.57** redk : **1'04"63**  
 Tronçon le plus rapide **00:11.96** (tronçon 400m - 200m)  
 Vitesse maximale **61,96** (tronçon 600m - 400m)  
 Vitesse moyenne **56,4**

**Données de tracking**

Tronçons de 200m	DEP 2400m	2400m 2200m	2200m 2000m	2000m 1800m	1800m 1600m	1600m 1400m	1400m 1200m	1200m 1000m	1000m 800m	800m 600m	600m 400m	400m 200m	200m ARR
<b>Temps de parcours</b>	<b>00:09.93</b>	<b>00:22.01</b>	<b>00:34.26</b>	<b>00:46.91</b>	<b>00:59.55</b>	<b>01:12.73</b>	<b>01:25.36</b>	<b>01:38.31</b>	<b>01:51.63</b>	<b>02:04.50</b>	<b>02:16.63</b>	<b>02:28.60</b>	<b>02:41.57</b>
Temps du tronçon	00:09.93	00:12.07	00:12.25	00:12.64	00:12.64	00:13.18	00:12.63	00:12.94	00:13.31	00:12.86	00:12.13	00:11.96	00:12.97
<b>Vitesse moyenne</b>	42,8	59,8	58,6	57,4	57,2	55	56,9	56,1	54,7	57	60,3	60,3	55,2


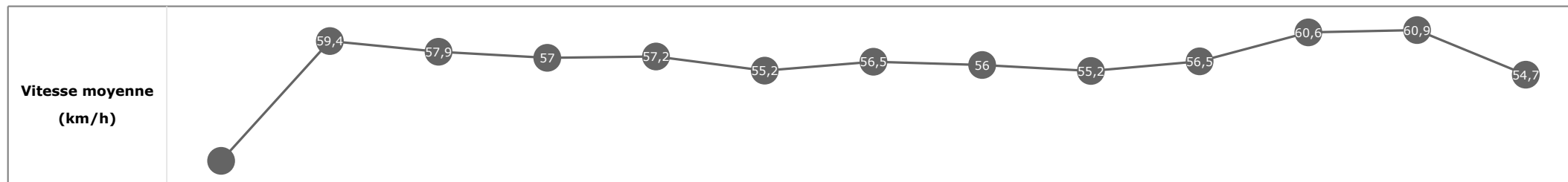


**Statistiques Tracking  
DEAUVILLE  
C1 - PRIX DE SAINT-JULIEN-LE-FAUCON - 2500m  
mercredi 10 avril 2024 - 00:00  
Redk du 1er: 1'04"01**

Cheval **CONSORT ROYAL**  
 Jockey **S. MAILLOT**  
 Rang d'arrivée **10**  
 Temps de parcours **02:41.84** redk : **1'04"74**  
 Tronçon le plus rapide **00:11.80** (tronçon 400m - 200m)  
 Vitesse maximale **64,44** (tronçon 600m - 400m)  
 Vitesse moyenne **56,3**

**Données de tracking**

Tronçons de 200m	DEP 2400m	2400m 2200m	2200m 2000m	2000m 1800m	1800m 1600m	1600m 1400m	1400m 1200m	1200m 1000m	1000m 800m	800m 600m	600m 400m	400m 200m	200m ARR
<b>Temps de parcours</b>	<b>00:09.96</b>	<b>00:22.07</b>	<b>00:34.56</b>	<b>00:47.22</b>	<b>00:59.83</b>	<b>01:12.99</b>	<b>01:25.67</b>	<b>01:38.63</b>	<b>01:51.88</b>	<b>02:04.75</b>	<b>02:16.90</b>	<b>02:28.71</b>	<b>02:41.84</b>
Temps du tronçon	00:09.96	00:12.11	00:12.48	00:12.66	00:12.60	00:13.16	00:12.67	00:12.96	00:13.25	00:12.86	00:12.15	00:11.80	00:13.13
<b>Vitesse moyenne</b>	42,6	59,4	57,9	57	57,2	55,2	56,5	56	55,2	56,5	60,6	60,9	54,7

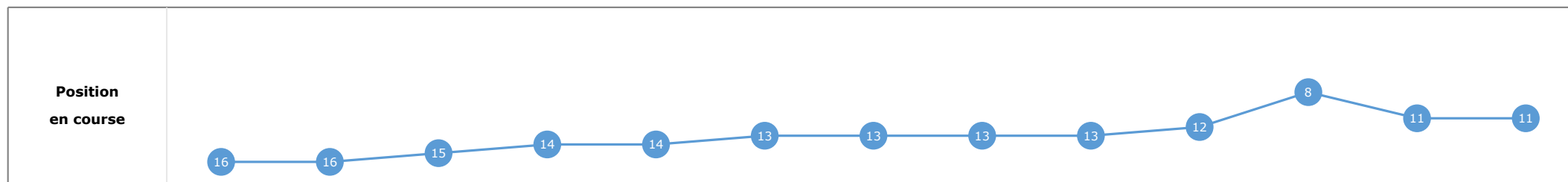
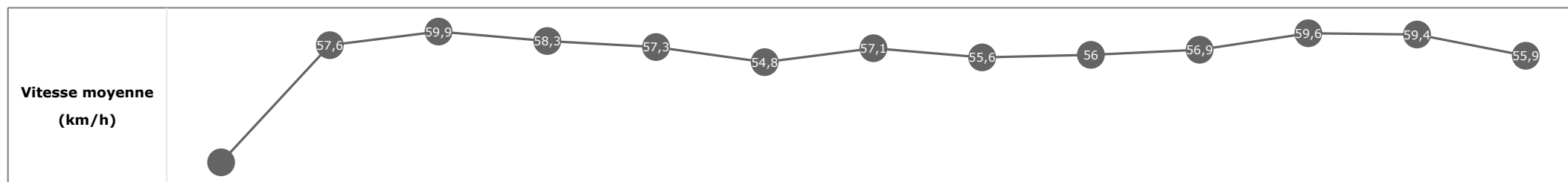


**Statistiques Tracking  
DEAUVILLE  
C1 - PRIX DE SAINT-JULIEN-LE-FAUCON - 2500m  
mercredi 10 avril 2024 - 00:00  
Redk du 1er: 1'04"01**

Cheval **PRINCESS ANNE**  
 Jockey **Mme C. PACAUT**  
 Rang d'arrivée **11**  
 Temps de parcours **02:41.86** redk : **1'04"74**  
 Tronçon le plus rapide **00:12.06** (tronçon 400m - 200m)  
 Vitesse maximale **64,30** (tronçon 2200m - 2000m)  
 Vitesse moyenne **56**

**Données de tracking**

Tronçons de 200m	DEP 2400m	2400m 2200m	2200m 2000m	2000m 1800m	1800m 1600m	1600m 1400m	1400m 1200m	1200m 1000m	1000m 800m	800m 600m	600m 400m	400m 200m	200m ARR
<b>Temps de parcours</b>	<b>00:11.20</b>	<b>00:23.65</b>	<b>00:35.66</b>	<b>00:48.00</b>	<b>01:00.50</b>	<b>01:13.55</b>	<b>01:26.21</b>	<b>01:39.15</b>	<b>01:52.10</b>	<b>02:04.80</b>	<b>02:16.91</b>	<b>02:28.97</b>	<b>02:41.86</b>
Temps du tronçon	00:11.20	00:12.45	00:12.00	00:12.34	00:12.50	00:13.05	00:12.65	00:12.93	00:12.95	00:12.70	00:12.10	00:12.06	00:12.89
<b>Vitesse moyenne</b>	38,2	57,6	59,9	58,3	57,3	54,8	57,1	55,6	56	56,9	59,6	59,4	55,9

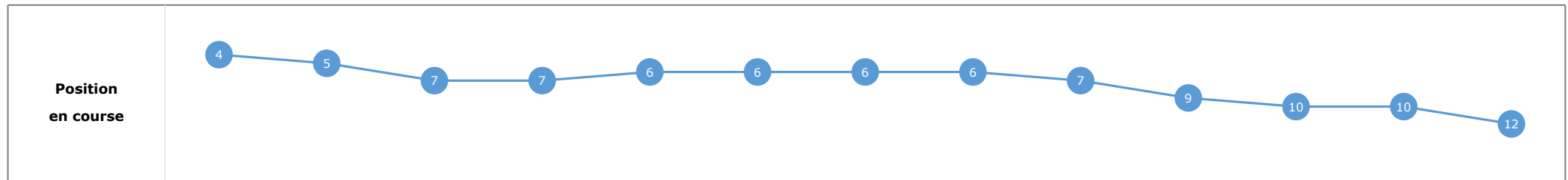
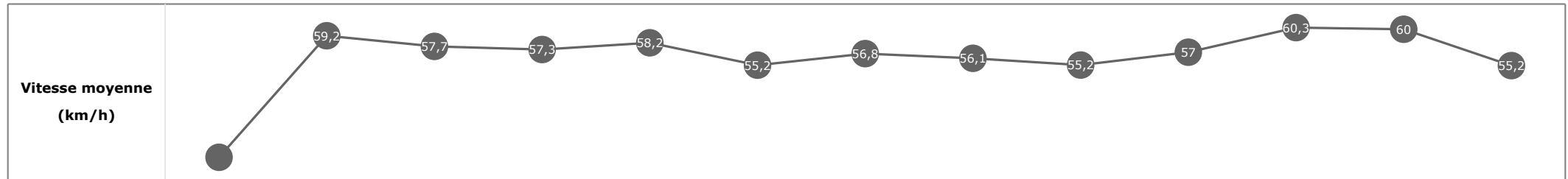


**Statistiques Tracking  
DEAUVILLE  
C1 - PRIX DE SAINT-JULIEN-LE-FAUCON - 2500m  
mercredi 10 avril 2024 - 00:00  
Redk du 1er: 1'04"01**

Cheval **DREAM IN NORMANDY**  
 Jockey **J. NICOLEAU**  
 Rang d'arrivée **12**  
 Temps de parcours **02:41.97** redk : **1'04"79**  
 Tronçon le plus rapide **00:11.99** (tronçon 400m - 200m)  
 Vitesse maximale **62,10** (tronçon 2400m - 2200m)  
 Vitesse moyenne **56,4**

**Données de tracking**

Tronçons de 200m	DEP 2400m	2400m 2200m	2200m 2000m	2000m 1800m	1800m 1600m	1600m 1400m	1400m 1200m	1200m 1000m	1000m 800m	800m 600m	600m 400m	400m 200m	200m ARR
<b>Temps de parcours</b>	<b>00:09.99</b>	<b>00:22.12</b>	<b>00:34.69</b>	<b>00:47.23</b>	<b>00:59.69</b>	<b>01:12.83</b>	<b>01:25.53</b>	<b>01:38.48</b>	<b>01:51.73</b>	<b>02:04.65</b>	<b>02:16.95</b>	<b>02:28.94</b>	<b>02:41.97</b>
Temps du tronçon	00:09.99	00:12.13	00:12.56	00:12.53	00:12.46	00:13.14	00:12.70	00:12.94	00:13.24	00:12.91	00:12.29	00:11.99	00:13.02
<b>Vitesse moyenne</b>	42,9	59,2	57,7	57,3	58,2	55,2	56,8	56,1	55,2	57	60,3	60	55,2

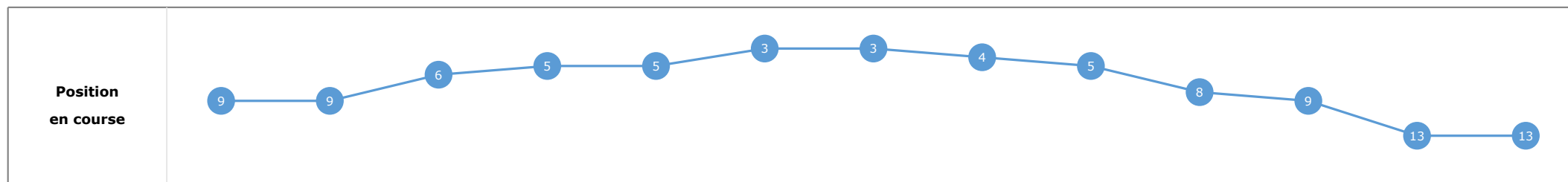
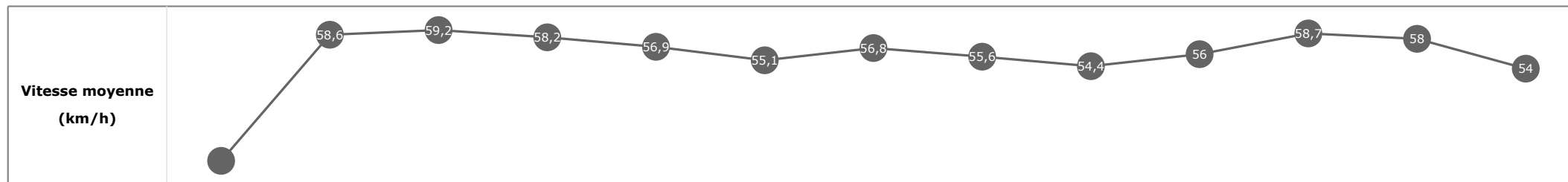


**Statistiques Tracking  
DEAUVILLE  
C1 - PRIX DE SAINT-JULIEN-LE-FAUCON - 2500m  
mercredi 10 avril 2024 - 00:00  
Redk du 1er: 1'04"01**

Cheval **SOGYNT**  
 Jockey Mme M. VELON  
 Rang d'arrivée **13**  
 Temps de parcours **02:42.66** redk : **1'05"06**  
 Tronçon le plus rapide **00:12.38** (tronçon 600m - 400m)  
 Vitesse maximale **60,91** (tronçon 2400m - 2200m)  
 Vitesse moyenne **55,8**

**Données de tracking**

Tronçons de 200m	DEP 2400m	2400m 2200m	2200m 2000m	2000m 1800m	1800m 1600m	1600m 1400m	1400m 1200m	1200m 1000m	1000m 800m	800m 600m	600m 400m	400m 200m	200m ARR
<b>Temps de parcours</b>	<b>00:10.16</b>	<b>00:22.46</b>	<b>00:34.64</b>	<b>00:46.99</b>	<b>00:59.59</b>	<b>01:12.62</b>	<b>01:25.26</b>	<b>01:38.26</b>	<b>01:51.57</b>	<b>02:04.56</b>	<b>02:16.94</b>	<b>02:29.40</b>	<b>02:42.66</b>
Temps du tronçon	00:10.16	00:12.30	00:12.17	00:12.35	00:12.59	00:13.02	00:12.64	00:12.99	00:13.30	00:12.99	00:12.38	00:12.45	00:13.26
<b>Vitesse moyenne</b>	41,7	58,6	59,2	58,2	56,9	55,1	56,8	55,6	54,4	56	58,7	58	54

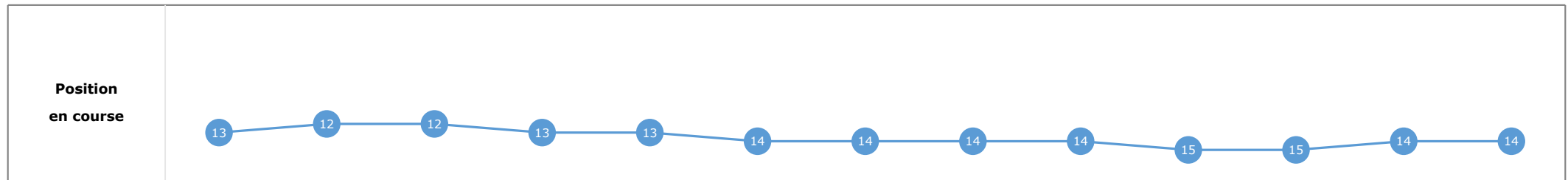
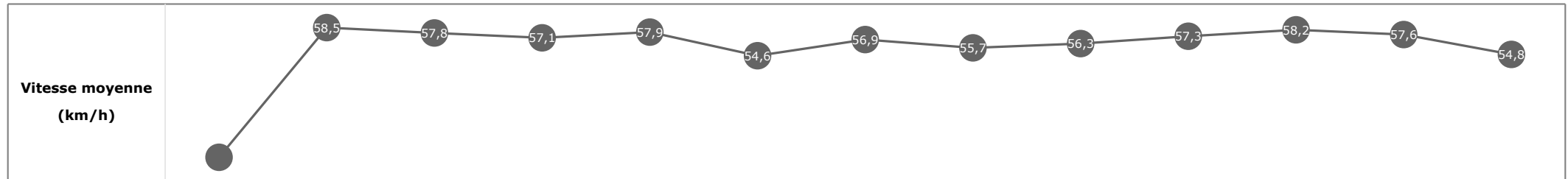


**Statistiques Tracking  
DEAUVILLE  
C1 - PRIX DE SAINT-JULIEN-LE-FAUCON - 2500m  
mercredi 10 avril 2024 - 00:00  
Redk du 1er: 1'04"01**

Cheval **ETERNAL OPTIMIST**  
 Jockey **H. BOUTIN**  
 Rang d'arrivée **14**  
 Temps de parcours **02:43.26** redk : **1'05"30**  
 Tronçon le plus rapide **00:12.51** (tronçon 400m - 200m)  
 Vitesse maximale **60,66** (tronçon 1800m - 1600m)  
 Vitesse moyenne **55,8**

**Données de tracking**

Tronçons de 200m	DEP 2400m	2400m 2200m	2200m 2000m	2000m 1800m	1800m 1600m	1600m 1400m	1400m 1200m	1200m 1000m	1000m 800m	800m 600m	600m 400m	400m 200m	200m ARR
<b>Temps de parcours</b>	<b>00:10.53</b>	<b>00:22.89</b>	<b>00:35.32</b>	<b>00:47.99</b>	<b>01:00.40</b>	<b>01:13.60</b>	<b>01:26.29</b>	<b>01:39.28</b>	<b>01:52.31</b>	<b>02:05.07</b>	<b>02:17.63</b>	<b>02:30.14</b>	<b>02:43.26</b>
Temps du tronçon	00:10.53	00:12.35	00:12.43	00:12.67	00:12.41	00:13.19	00:12.69	00:12.99	00:13.02	00:12.75	00:12.56	00:12.51	00:13.12
<b>Vitesse moyenne</b>	40,4	58,5	57,8	57,1	57,9	54,6	56,9	55,7	56,3	57,3	58,2	57,6	54,8


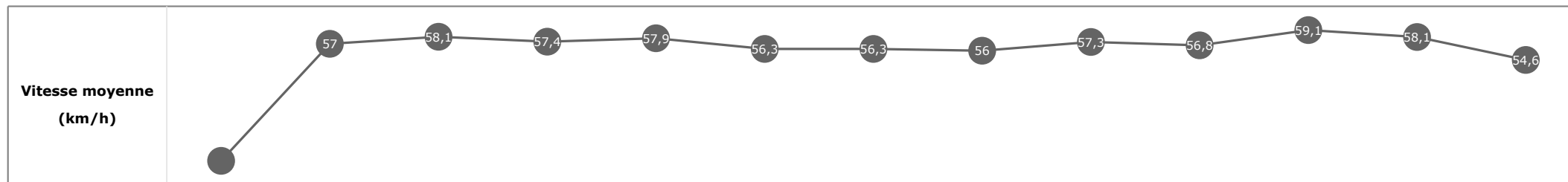


**Statistiques Tracking  
DEAUVILLE  
C1 - PRIX DE SAINT-JULIEN-LE-FAUCON - 2500m  
mercredi 10 avril 2024 - 00:00  
Redk du 1er: 1'04"01**

Cheval **PEYTON PLACE**  
 Jockey **TH. LIMAYRAC**  
 Rang d'arrivée **15**  
 Temps de parcours **02:43.49** redk : **1'05"40**  
 Tronçon le plus rapide **00:12.35** (tronçon 400m - 200m)  
 Vitesse maximale **61,67** (tronçon 2200m - 2000m)  
 Vitesse moyenne **55,9**

**Données de tracking**

Tronçons de 200m	DEP 2400m	2400m 2200m	2200m 2000m	2000m 1800m	1800m 1600m	1600m 1400m	1400m 1200m	1200m 1000m	1000m 800m	800m 600m	600m 400m	400m 200m	200m ARR
<b>Temps de parcours</b>	<b>00:10.89</b>	<b>00:23.46</b>	<b>00:35.98</b>	<b>00:48.58</b>	<b>01:01.03</b>	<b>01:13.92</b>	<b>01:26.78</b>	<b>01:39.64</b>	<b>01:52.48</b>	<b>02:05.38</b>	<b>02:17.89</b>	<b>02:30.25</b>	<b>02:43.49</b>
Temps du tronçon	00:10.89	00:12.57	00:12.52	00:12.59	00:12.44	00:12.89	00:12.85	00:12.85	00:12.84	00:12.89	00:12.51	00:12.35	00:13.24
<b>Vitesse moyenne</b>	39,3	57	58,1	57,4	57,9	56,3	56,3	56	57,3	56,8	59,1	58,1	54,6





**Statistiques Tracking  
DEAUVILLE  
C1 - PRIX DE SAINT-JULIEN-LE-FAUCON - 2500m  
mercredi 10 avril 2024 - 00:00  
Redk du 1er: 1'04"01**

Cheval **CLAY**  
 Jockey **M. BARZALONA**  
 Rang d'arrivée **16**  
 Temps de parcours **02:45.86** redk : **1'06"34**  
 Tronçon le plus rapide **00:12.84** (tronçon 600m - 400m)  
 Vitesse maximale **62,21** (tronçon 2400m - 2200m)  
 Vitesse moyenne **54,8**

**Données de tracking**

Tronçons de 200m	DEP 2400m	2400m 2200m	2200m 2000m	2000m 1800m	1800m 1600m	1600m 1400m	1400m 1200m	1200m 1000m	1000m 800m	800m 600m	600m 400m	400m 200m	200m ARR
<b>Temps de parcours</b>	<b>00:10.07</b>	<b>00:22.24</b>	<b>00:34.30</b>	<b>00:46.66</b>	<b>00:59.28</b>	<b>01:12.30</b>	<b>01:25.01</b>	<b>01:38.02</b>	<b>01:51.33</b>	<b>02:04.27</b>	<b>02:17.11</b>	<b>02:30.76</b>	<b>02:45.86</b>
Temps du tronçon	00:10.07	00:12.17	00:12.05	00:12.36	00:12.61	00:13.02	00:12.71	00:13.00	00:13.31	00:12.94	00:12.84	00:13.64	00:15.10
<b>Vitesse moyenne</b>	42,1	59,3	59,8	57,6	57,3	55,4	56,6	55,5	54,6	55,8	57	52,6	47,7

