

**Statistiques Tracking
PARISLONGCHAMP
C2 - PRIX DE BARBEVILLE - 3000m
dimanche 28 avril 2024 - 00:00
Redk du 1er: 1'04"32**


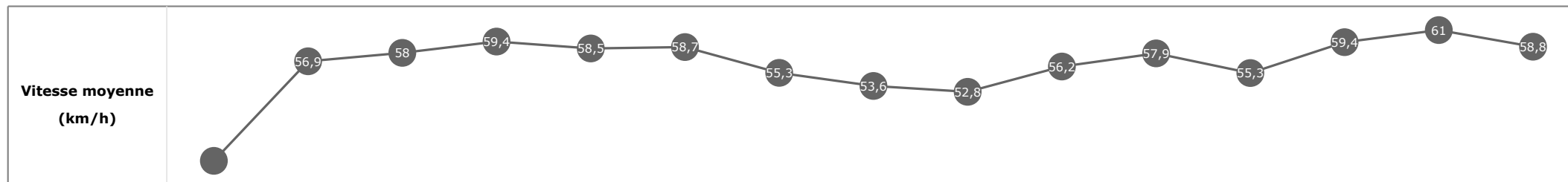
| Partant (corde) | Cheval | Arrivée officielle | Tronçons de 200m Temps passage en tête Durée du tronçon | | DEP - 1000m | 1000m - 800m | 800m - 600m | 600m - 400m | 400m - 200m | 200m - ARR | Temps officiel | Derniers 600m | Parcours vs. 1er |
|--------------------|---|-----------------------|---|--------------------------|-------------------------------|-------------------------------|-------------------------------|-------------------------------|-------------------------------|-----------------------------|-------------------|------------------|---------------------|
| | | | Vitesse Max | 200m les plus rapides | 02:10.00 02:10.00 | 02:22.98 00:12.97 | 02:36.23 00:13.25 | 02:48.88 00:12.64 | 03:00.74 00:11.85 | 03:12.97 00:12.22 | | | |
| 7 (3) | SEVENNA'S KNIGHT M. BARZALONA | 1 | 63,43 T5 | 00:11.85 T5 | 02:10.63 4 02:10.63 | 02:23.40 4 00:12.77 | 02:36.58 4 00:13.17 | 02:48.88 1 00:12.29 | 03:00.74 1 00:11.85 | 03:12.97 00:12.22 | 3'12"97 | 00:36.38 | |
| 8 (4) | SHEMBALA S. PASQUIER | 2 | 63,83 T5 | 00:12.08 T5 | 02:10.94 5 02:10.94 | 02:23.72 5 00:12.78 | 02:36.76 5 00:13.04 | 02:49.20 3 00:12.43 | 03:01.28 3 00:12.08 | 03:14.15 00:12.86 | 3'14"15 | 00:37.38 | 5,49 |
| 1 (2) | DOUBLE MAJOR M. GUYON | 3 | 62,53 T1 | 00:12.31 T5 | 02:10.33 2 02:10.33 | 02:23.18 2 00:12.85 | 02:36.35 2 00:13.17 | 02:48.88 2 00:12.53 | 03:01.20 2 00:12.31 | 03:14.29 00:13.09 | 3'14"29 | 00:37.93 | 1,25 |
| 2 (7) | SUNFAST A. LEMAITRE | 4 | 62,10 T2 | 00:11.93 T5 | 02:11.42 8 02:11.42 | 02:24.18 8 00:12.75 | 02:37.25 8 00:13.07 | 02:49.81 8 00:12.55 | 03:01.75 5 00:11.93 | 03:14.35 00:12.60 | 3'14"35 | 00:37.09 | 3,01 |
| 6 (8) | SOBER A. POUCHIN | 5 | 63,83 T1 | 00:12.34 T5 | 02:10.35 3 02:10.35 | 02:23.25 3 00:12.90 | 02:36.49 3 00:13.23 | 02:49.23 4 00:12.73 | 03:01.58 4 00:12.34 | 03:14.62 00:13.03 | 3'14"62 | 00:38.12 | 11,88 |
| 3 (5) | SKAZINO M. GRANDIN | 6 | 60,98 T1 | 00:12.25 T5 | 02:11.18 7 02:11.18 | 02:23.93 7 00:12.75 | 02:37.04 7 00:13.10 | 02:49.61 7 00:12.56 | 03:01.86 6 00:12.25 | 03:14.93 00:13.06 | | 00:37.88 | 3,24 |
| 4 (1) | GALEGO STAR C. DEMURO | 7 | 61,24 T5 | 00:12.40 T5 | 02:10.95 6 02:10.95 | 02:23.74 6 00:12.79 | 02:36.81 6 00:13.06 | 02:49.52 5 00:12.71 | 03:01.92 7 00:12.40 | 03:16.56 00:14.63 | | 00:39.74 | -12,21 |
| 5 (6) | PALUS ARGENTEUS A. CRASTUS | 8 | 63,47 T1 | 00:13.25 T3 | 02:10.00 1 02:10.00 | 02:22.98 1 00:12.97 | 02:36.23 1 00:13.25 | 02:49.53 6 00:13.29 | 03:03.75 8 00:14.22 | 03:22.34 00:18.58 | | 00:46.10 | 13,58 |

**Statistiques Tracking
PARISLONGCHAMP
C2 - PRIX DE BARBEVILLE - 3000m
dimanche 28 avril 2024 - 00:00
Redk du 1er: 1'04"32**

Cheval **SEVENNA'S KNIGHT**
 Jockey **M. BARZALONA**
 Rang d'arrivée **1**
 Temps de parcours **03:12.97** redk : **1'04"32**
 Tronçon le plus rapide **00:11.85** (tronçon 400m - 200m)
 Vitesse maximale **63,43** (tronçon 400m - 200m)
 Vitesse moyenne **56,2**

Données de tracking

| Tronçons de 200m | DEP 2800m | 2800m 2600m | 2600m 2400m | 2400m 2200m | 2200m 2000m | 2000m 1800m | 1800m 1600m | 1600m 1400m | 1400m 1200m | 1200m 1000m | 1000m 800m | 800m 600m | 600m 400m | 400m 200m | 200m ARR |
|--------------------------|-----------------|-----------------|-----------------|-----------------|-----------------|-----------------|-----------------|-----------------|-----------------|-----------------|-----------------|-----------------|-----------------|-----------------|-----------------|
| Temps de parcours | 00:14.59 | 00:27.28 | 00:39.77 | 00:52.60 | 01:05.25 | 01:17.51 | 01:30.18 | 01:43.68 | 01:57.56 | 02:10.63 | 02:23.40 | 02:36.58 | 02:48.88 | 03:00.74 | 03:12.97 |
| Temps du tronçon | 00:14.59 | 00:12.69 | 00:12.48 | 00:12.82 | 00:12.65 | 00:12.25 | 00:12.66 | 00:13.50 | 00:13.87 | 00:13.07 | 00:12.77 | 00:13.17 | 00:12.29 | 00:11.85 | 00:12.22 |
| Vitesse moyenne | 43,8 | 56,9 | 58 | 59,4 | 58,5 | 58,7 | 55,3 | 53,6 | 52,8 | 56,2 | 57,9 | 55,3 | 59,4 | 61 | 58,8 |

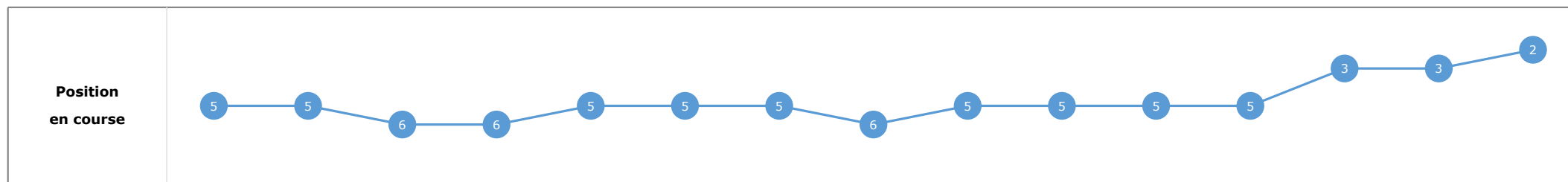
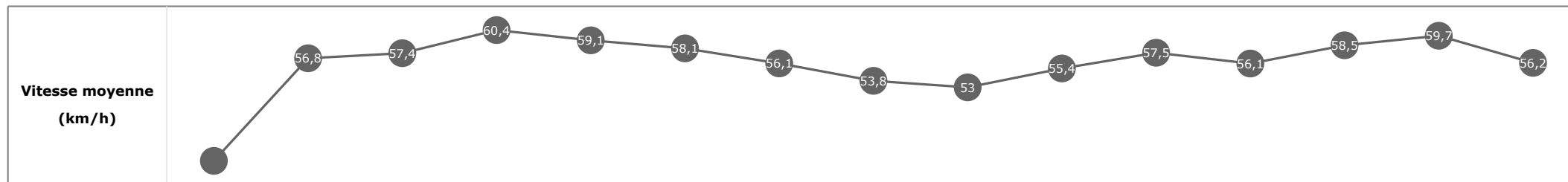


**Statistiques Tracking
PARISLONGCHAMP
C2 - PRIX DE BARBEVILLE - 3000m
dimanche 28 avril 2024 - 00:00
Redk du 1er: 1'04"32**

Cheval **SHEMBALA**
 Jockey **S. PASQUIER**
 Rang d'arrivée **2**
 Temps de parcours **03:14.15** redk : **1'04"71**
 Tronçon le plus rapide **00:12.08** (tronçon 400m - 200m)
 Vitesse maximale **63,83** (tronçon 400m - 200m)
 Vitesse moyenne **55,9**

Données de tracking

| Tronçons de 200m | DEP 2800m | 2800m 2600m | 2600m 2400m | 2400m 2200m | 2200m 2000m | 2000m 1800m | 1800m 1600m | 1600m 1400m | 1400m 1200m | 1200m 1000m | 1000m 800m | 800m 600m | 600m 400m | 400m 200m | 200m ARR |
|--------------------------|-----------------|-----------------|-----------------|-----------------|-----------------|-----------------|-----------------|-----------------|-----------------|-----------------|-----------------|-----------------|-----------------|-----------------|-----------------|
| Temps de parcours | 00:14.69 | 00:27.45 | 00:40.04 | 00:53.11 | 01:05.59 | 01:17.96 | 01:30.56 | 01:44.02 | 01:57.82 | 02:10.94 | 02:23.72 | 02:36.76 | 02:49.20 | 03:01.28 | 03:14.15 |
| Temps du tronçon | 00:14.69 | 00:12.75 | 00:12.59 | 00:13.06 | 00:12.48 | 00:12.37 | 00:12.59 | 00:13.46 | 00:13.79 | 00:13.12 | 00:12.78 | 00:13.04 | 00:12.43 | 00:12.08 | 00:12.86 |
| Vitesse moyenne | 43,4 | 56,8 | 57,4 | 60,4 | 59,1 | 58,1 | 56,1 | 53,8 | 53 | 55,4 | 57,5 | 56,1 | 58,5 | 59,7 | 56,2 |

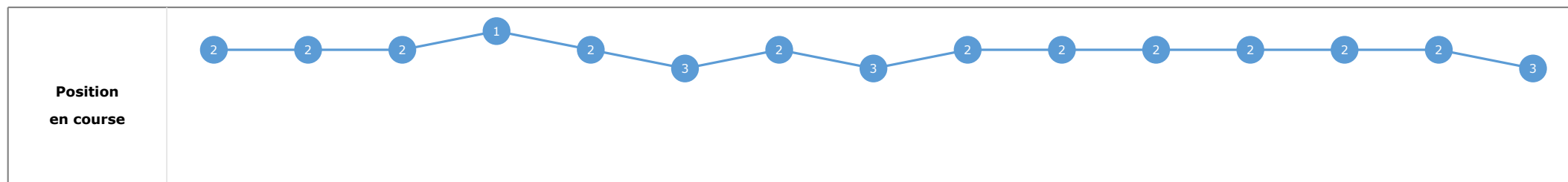
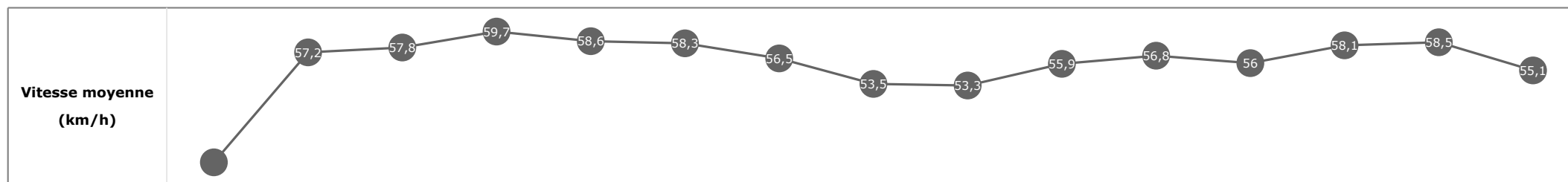


**Statistiques Tracking
PARISLONGCHAMP
C2 - PRIX DE BARBEVILLE - 3000m
dimanche 28 avril 2024 - 00:00
Redk du 1er: 1'04"32**

Cheval **DOUBLE MAJOR**
 Jockey **M. GUYON**
 Rang d'arrivée **3**
 Temps de parcours **03:14.29** redk : **1'04"76**
 Tronçon le plus rapide **00:12.31** (tronçon 400m - 200m)
 Vitesse maximale **62,53** (tronçon 2400m - 2200m)
 Vitesse moyenne **55,8**

Données de tracking

| Tronçons de 200m | DEP 2800m | 2800m 2600m | 2600m 2400m | 2400m 2200m | 2200m 2000m | 2000m 1800m | 1800m 1600m | 1600m 1400m | 1400m 1200m | 1200m 1000m | 1000m 800m | 800m 600m | 600m 400m | 400m 200m | 200m ARR |
|--------------------------|-----------------|-----------------|-----------------|-----------------|-----------------|-----------------|-----------------|-----------------|-----------------|-----------------|-----------------|-----------------|-----------------|-----------------|-----------------|
| Temps de parcours | 00:14.48 | 00:27.14 | 00:39.63 | 00:52.52 | 01:05.10 | 01:17.52 | 01:30.11 | 01:43.57 | 01:57.32 | 02:10.33 | 02:23.18 | 02:36.35 | 02:48.88 | 03:01.20 | 03:14.29 |
| Temps du tronçon | 00:14.48 | 00:12.65 | 00:12.49 | 00:12.88 | 00:12.58 | 00:12.41 | 00:12.59 | 00:13.46 | 00:13.75 | 00:13.01 | 00:12.85 | 00:13.17 | 00:12.53 | 00:12.31 | 00:13.09 |
| Vitesse moyenne | 44,1 | 57,2 | 57,8 | 59,7 | 58,6 | 58,3 | 56,5 | 53,5 | 53,3 | 55,9 | 56,8 | 56 | 58,1 | 58,5 | 55,1 |

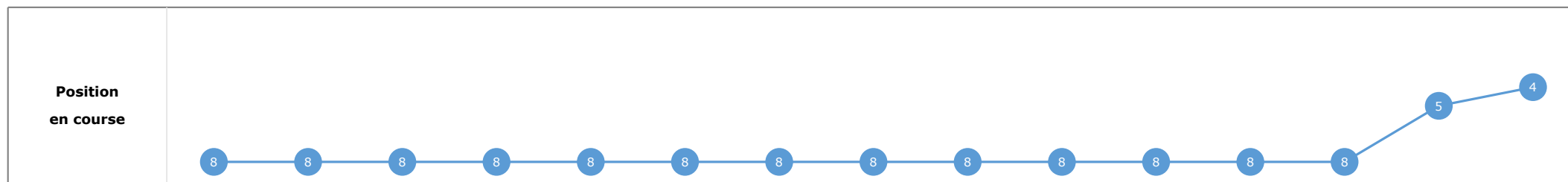
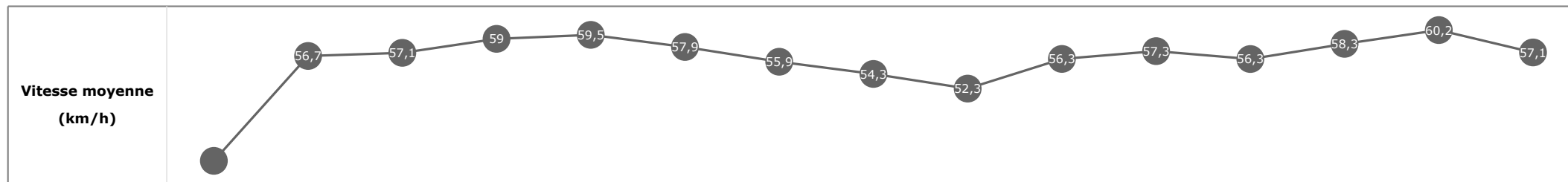


**Statistiques Tracking
PARISLONGCHAMP
C2 - PRIX DE BARBEVILLE - 3000m
dimanche 28 avril 2024 - 00:00
Redk du 1er: 1'04"32**

Cheval **SUNFAST**
 Jockey **A. LEMAITRE**
 Rang d'arrivée **4**
 Temps de parcours **03:14.35** redk : **1'04"78**
 Tronçon le plus rapide **00:11.93** (tronçon 400m - 200m)
 Vitesse maximale **62,10** (tronçon 1000m - 800m)
 Vitesse moyenne **55,8**

Données de tracking

| Tronçons de 200m | DEP 2800m | 2800m 2600m | 2600m 2400m | 2400m 2200m | 2200m 2000m | 2000m 1800m | 1800m 1600m | 1600m 1400m | 1400m 1200m | 1200m 1000m | 1000m 800m | 800m 600m | 600m 400m | 400m 200m | 200m ARR |
|--------------------------|-----------------|-----------------|-----------------|-----------------|-----------------|-----------------|-----------------|-----------------|-----------------|-----------------|-----------------|-----------------|-----------------|-----------------|-----------------|
| Temps de parcours | 00:15.05 | 00:27.82 | 00:40.45 | 00:53.66 | 01:06.13 | 01:18.47 | 01:31.08 | 01:44.45 | 01:58.38 | 02:11.42 | 02:24.18 | 02:37.25 | 02:49.81 | 03:01.75 | 03:14.35 |
| Temps du tronçon | 00:15.05 | 00:12.76 | 00:12.63 | 00:13.20 | 00:12.47 | 00:12.34 | 00:12.61 | 00:13.36 | 00:13.92 | 00:13.04 | 00:12.75 | 00:13.07 | 00:12.55 | 00:11.93 | 00:12.60 |
| Vitesse moyenne | 42,6 | 56,7 | 57,1 | 59 | 59,5 | 57,9 | 55,9 | 54,3 | 52,3 | 56,3 | 57,3 | 56,3 | 58,3 | 60,2 | 57,1 |

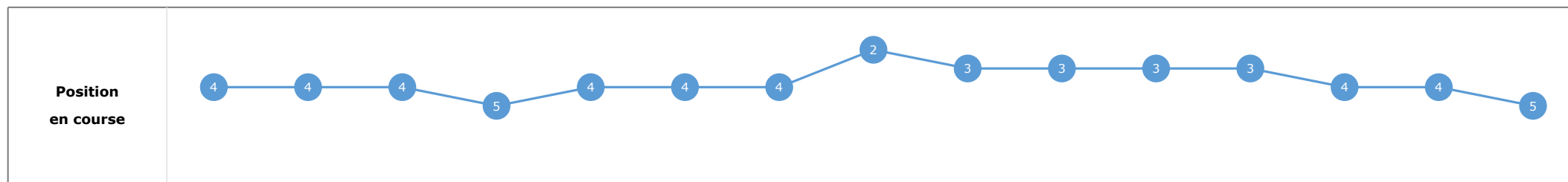
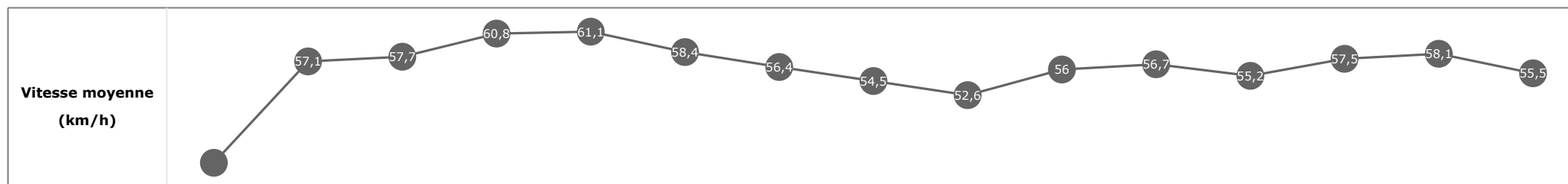


**Statistiques Tracking
PARISLONGCHAMP
C2 - PRIX DE BARBEVILLE - 3000m
dimanche 28 avril 2024 - 00:00
Redk du 1er: 1'04"32**

Cheval **SOBER**
 Jockey **A. POUCHIN**
 Rang d'arrivée **5**
 Temps de parcours **03:14.62** redk : **1'04"87**
 Tronçon le plus rapide **00:12.34** (tronçon 400m - 200m)
 Vitesse maximale **63,83** (tronçon 2200m - 2000m)
 Vitesse moyenne **55,9**

Données de tracking

| Tronçons de 200m | DEP 2800m | 2800m 2600m | 2600m 2400m | 2400m 2200m | 2200m 2000m | 2000m 1800m | 1800m 1600m | 1600m 1400m | 1400m 1200m | 1200m 1000m | 1000m 800m | 800m 600m | 600m 400m | 400m 200m | 200m ARR |
|--------------------------|-----------------|-----------------|-----------------|-----------------|-----------------|-----------------|-----------------|-----------------|-----------------|-----------------|-----------------|-----------------|-----------------|-----------------|-----------------|
| Temps de parcours | 00:14.67 | 00:27.34 | 00:39.85 | 00:53.05 | 01:05.37 | 01:17.72 | 01:30.22 | 01:43.51 | 01:57.34 | 02:10.35 | 02:23.25 | 02:36.49 | 02:49.23 | 03:01.58 | 03:14.62 |
| Temps du tronçon | 00:14.67 | 00:12.66 | 00:12.51 | 00:13.19 | 00:12.32 | 00:12.34 | 00:12.50 | 00:13.28 | 00:13.82 | 00:13.00 | 00:12.90 | 00:13.23 | 00:12.73 | 00:12.34 | 00:13.03 |
| Vitesse moyenne | 43,6 | 57,1 | 57,7 | 60,8 | 61,1 | 58,4 | 56,4 | 54,5 | 52,6 | 56 | 56,7 | 55,2 | 57,5 | 58,1 | 55,5 |

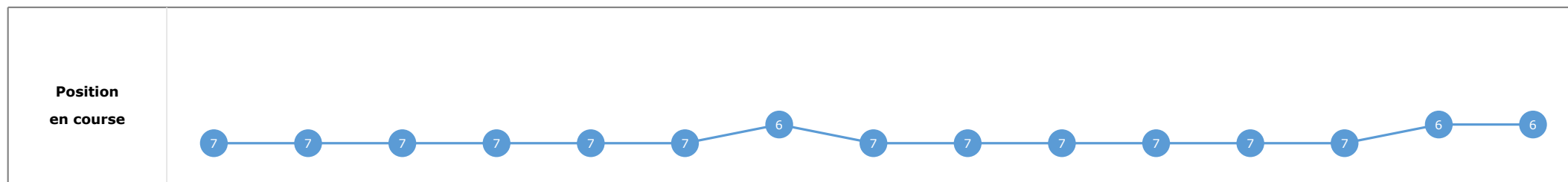
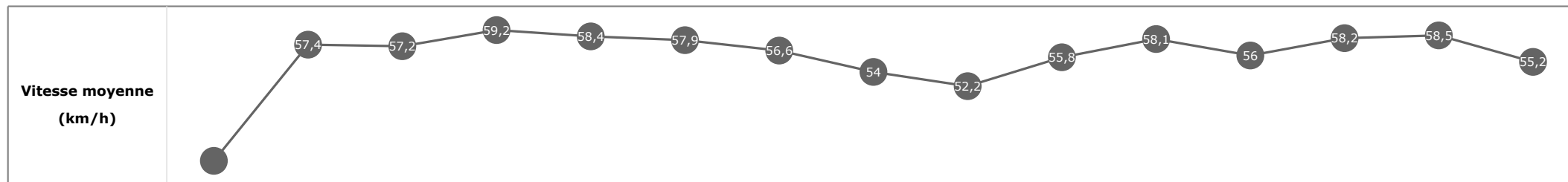


**Statistiques Tracking
PARISLONGCHAMP
C2 - PRIX DE BARBEVILLE - 3000m
dimanche 28 avril 2024 - 00:00
Redk du 1er: 1'04"32**

Cheval **SKAZINO**
 Jockey **M. GRANDIN**
 Rang d'arrivée **6**
 Temps de parcours **03:14.93**
 Tronçon le plus rapide **00:12.25** (tronçon 400m - 200m)
 Vitesse maximale **60,98** (tronçon 2400m - 2200m)
 Vitesse moyenne **55,7**

Données de tracking

| Tronçons de 200m | DEP 2800m | 2800m 2600m | 2600m 2400m | 2400m 2200m | 2200m 2000m | 2000m 1800m | 1800m 1600m | 1600m 1400m | 1400m 1200m | 1200m 1000m | 1000m 800m | 800m 600m | 600m 400m | 400m 200m | 200m ARR |
|--------------------------|-----------------|-----------------|-----------------|-----------------|-----------------|-----------------|-----------------|-----------------|-----------------|-----------------|-----------------|-----------------|-----------------|-----------------|-----------------|
| Temps de parcours | 00:14.87 | 00:27.51 | 00:40.13 | 00:53.17 | 01:05.85 | 01:18.19 | 01:30.72 | 01:44.11 | 01:58.06 | 02:11.18 | 02:23.93 | 02:37.04 | 02:49.61 | 03:01.86 | 03:14.93 |
| Temps du tronçon | 00:14.87 | 00:12.64 | 00:12.62 | 00:13.03 | 00:12.68 | 00:12.34 | 00:12.52 | 00:13.39 | 00:13.94 | 00:13.11 | 00:12.75 | 00:13.10 | 00:12.56 | 00:12.25 | 00:13.06 |
| Vitesse moyenne | 43 | 57,4 | 57,2 | 59,2 | 58,4 | 57,9 | 56,6 | 54 | 52,2 | 55,8 | 58,1 | 56 | 58,2 | 58,5 | 55,2 |

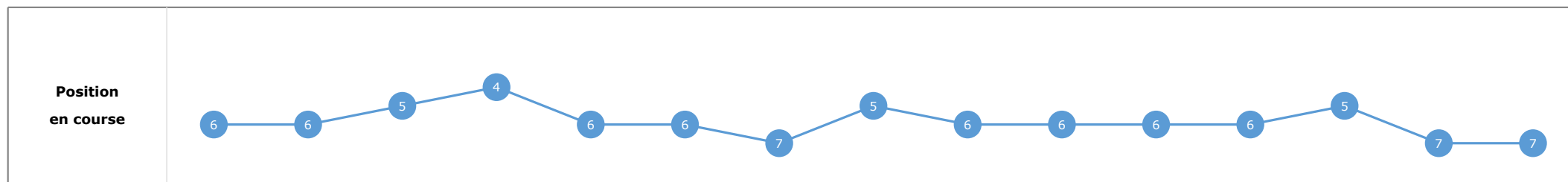
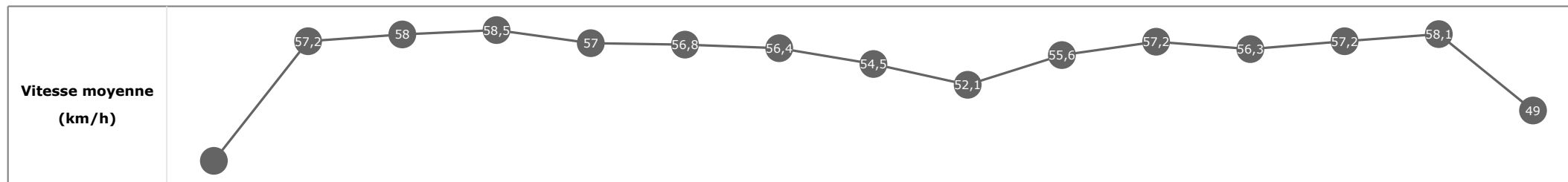


**Statistiques Tracking
PARISLONGCHAMP
C2 - PRIX DE BARBEVILLE - 3000m
dimanche 28 avril 2024 - 00:00
Redk du 1er: 1'04"32**

Cheval **GALEGO STAR**
 Jockey **C. DEMURO**
 Rang d'arrivée **7**
 Temps de parcours **03:16.56**
 Tronçon le plus rapide **00:12.40** (tronçon 400m - 200m)
 Vitesse maximale **61,24** (tronçon 400m - 200m)
 Vitesse moyenne **54,9**

Données de tracking

| Tronçons de 200m | DEP 2800m | 2800m 2600m | 2600m 2400m | 2400m 2200m | 2200m 2000m | 2000m 1800m | 1800m 1600m | 1600m 1400m | 1400m 1200m | 1200m 1000m | 1000m 800m | 800m 600m | 600m 400m | 400m 200m | 200m ARR |
|--------------------------|-----------------|-----------------|-----------------|-----------------|-----------------|-----------------|-----------------|-----------------|-----------------|-----------------|-----------------|-----------------|-----------------|-----------------|-----------------|
| Temps de parcours | 00:14.80 | 00:27.46 | 00:39.93 | 00:52.77 | 01:05.61 | 01:18.17 | 01:30.73 | 01:44.01 | 01:57.88 | 02:10.95 | 02:23.74 | 02:36.81 | 02:49.52 | 03:01.92 | 03:16.56 |
| Temps du tronçon | 00:14.80 | 00:12.65 | 00:12.47 | 00:12.84 | 00:12.83 | 00:12.55 | 00:12.56 | 00:13.27 | 00:13.87 | 00:13.06 | 00:12.79 | 00:13.06 | 00:12.71 | 00:12.40 | 00:14.63 |
| Vitesse moyenne | 43,1 | 57,2 | 58 | 58,5 | 57 | 56,8 | 56,4 | 54,5 | 52,1 | 55,6 | 57,2 | 56,3 | 57,2 | 58,1 | 49 |



**Statistiques Tracking
PARISLONGCHAMP
C2 - PRIX DE BARBEVILLE - 3000m
dimanche 28 avril 2024 - 00:00
Redk du 1er: 1'04"32**

Cheval **PALUS ARGENTEUS**
 Jockey **A. CRASTUS**
 Rang d'arrivée **8**
 Temps de parcours **03:22.34**
 Tronçon le plus rapide **00:13.25** (tronçon 800m - 600m)
 Vitesse maximale **63,47** (tronçon 2200m - 2000m)
 Vitesse moyenne **53,8**

Données de tracking

| Tronçons de 200m | DEP | 2800m | 2600m | 2400m | 2200m | 2000m | 1800m | 1600m | 1400m | 1200m | 1000m | 800m | 600m | 400m | 200m |
|--------------------------|-----------------|-----------------|-----------------|-----------------|-----------------|-----------------|-----------------|-----------------|-----------------|-----------------|-----------------|-----------------|-----------------|-----------------|-----------------|
| | 2800m | 2600m | 2400m | 2200m | 2000m | 1800m | 1600m | 1400m | 1200m | 1000m | 800m | 600m | 400m | 200m | ARR |
| Temps de parcours | 00:14.33 | 00:26.98 | 00:39.48 | 00:52.75 | 01:04.89 | 01:17.24 | 01:29.68 | 01:43.10 | 01:56.86 | 02:10.00 | 02:22.98 | 02:36.23 | 02:49.53 | 03:03.75 | 03:22.34 |
| Temps du tronçon | 00:14.33 | 00:12.64 | 00:12.49 | 00:13.27 | 00:12.13 | 00:12.35 | 00:12.43 | 00:13.41 | 00:13.75 | 00:13.14 | 00:12.97 | 00:13.25 | 00:13.29 | 00:14.22 | 00:18.58 |
| Vitesse moyenne | 44,8 | 56,8 | 57,9 | 60,6 | 62,2 | 58,3 | 56,6 | 53,8 | 53,1 | 55,9 | 56,4 | 55,5 | 54,7 | 50,5 | 38,8 |

