

**Statistiques Tracking
PARISLONGCHAMP
C3 - PRIX VICOMTESSE VIGIER - 3100m
dimanche 26 mai 2024 - 00:00
Redk du 1er: 1'04"88**

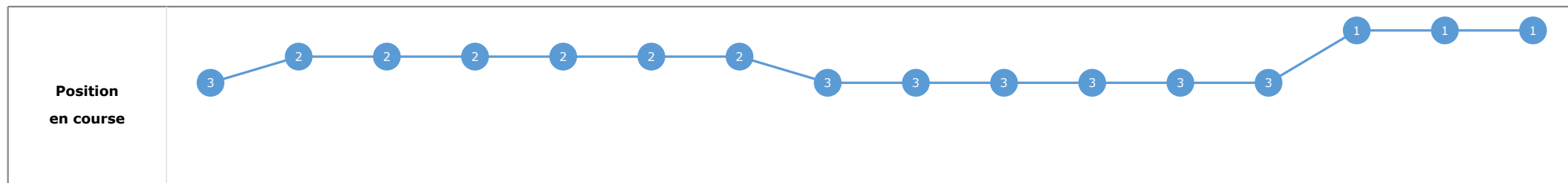
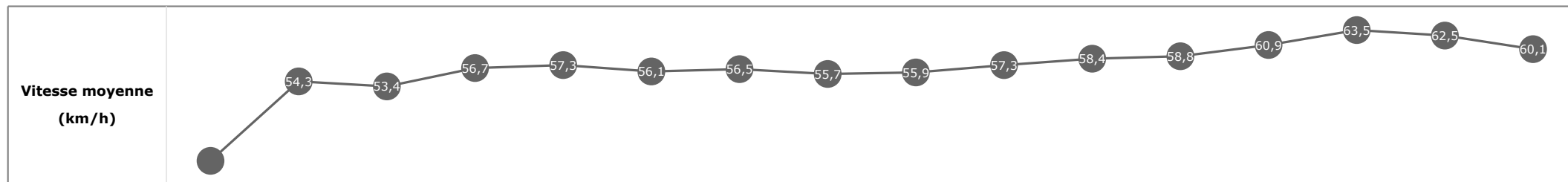
Partant (corde)	Cheval	Arrivée officielle	Tronçons de 200m		DEP - 1000m	1000m - 800m	800m - 600m	600m - 400m	400m - 200m	200m - ARR	Temps officiel	Derniers 600m	Parcouru vs. 1er
			Vitesse Max	200m les plus rapides	Temps passage en tête	Durée du tronçon	T1	T2	T3	T4			
3 (4)	SEVENNA'S KNIGHT M. BARZALONA	1	66,49 T4	00:11.48 T4	02:21.75 02:21.75	02:34.26 00:12.50	02:46.15 00:11.89	02:57.64 00:11.48	03:09.15 00:11.51	03:21.15 00:11.99	3'21"15	00:34.99	
6 (2)	SHEMBALA S. PASQUIER	2	66,42 T5	00:11.33 T5	02:22.06 02:22.06	02:34.57 00:12.51	02:46.45 00:11.88	02:57.92 00:11.47	03:09.26 00:11.33	03:21.41 00:12.15	3'21"41	00:34.95	1,49
4 (1)	DOUBLE MAJOR M. GUYON	3	64,98 T4	00:11.48 T4	02:22.30 02:22.30	02:34.58 00:12.28	02:46.25 00:11.66	02:57.74 00:11.48	03:09.34 00:11.59	03:21.83 00:12.49	3'21"83	00:35.57	-7,15
5 (3)	SOBER A. POUCHIN	4	63,61 T4	00:11.74 T4	02:21.48 02:21.48	02:34.07 00:12.58	02:46.03 00:11.96	02:57.78 00:11.74	03:09.75 00:11.97	03:22.46 00:12.71	3'22"47	00:36.43	5,47
1 (5)	AL NAYYIR C. SOUMILLON	5	65,27 T4	00:11.74 T4	02:22.28 02:22.28	02:34.69 00:12.41	02:46.53 00:11.83	02:58.27 00:11.74	03:10.21 00:11.94	03:22.72 00:12.50	3'22"72	00:36.18	-3,92
2 (6)	MAGIC MERLIN T. BACHELOT	6	63,83 T5	00:11.77 T4	02:21.43 02:21.43	02:34.03 00:12.59	02:46.01 00:11.98	02:57.79 00:11.77	03:09.89 00:12.09	03:22.74 00:12.85		00:36.72	7,82

**Statistiques Tracking
PARISLONGCHAMP
C3 - PRIX VICOMTESSE VIGIER - 3100m
dimanche 26 mai 2024 - 00:00
Redk du 1er: 1'04"88**

Cheval **SEVENNA'S KNIGHT**
 Jockey **M. BARZALONA**
 Rang d'arrivée **1**
 Temps de parcours **03:21.15** redk : **1'04"88**
 Tronçon le plus rapide **00:11.48** (tronçon 600m - 400m)
 Vitesse maximale **66,49** (tronçon 600m - 400m)
 Vitesse moyenne **56,7**

Données de tracking

Tronçons de 200m	DEP 3000m	3000m 2800m	2800m 2600m	2600m 2400m	2400m 2200m	2200m 2000m	2000m 1800m	1800m 1600m	1600m 1400m	1400m 1200m	1200m 1000m	1000m 800m	800m 600m	600m 400m	400m 200m	200m ARR
Temps de parcours	00:11.19	00:24.53	00:38.37	00:52.42	01:05.29	01:17.90	01:30.51	01:43.55	01:56.41	02:09.18	02:21.75	02:34.26	02:46.15	02:57.64	03:09.15	03:21.15
Temps du tronçon	00:11.19	00:13.33	00:13.84	00:14.05	00:12.87	00:12.61	00:12.60	00:13.03	00:12.86	00:12.77	00:12.57	00:12.50	00:11.89	00:11.48	00:11.51	00:11.99
Vitesse moyenne	40,1	54,3	53,4	56,7	57,3	56,1	56,5	55,7	55,9	57,3	58,4	58,8	60,9	63,5	62,5	60,1

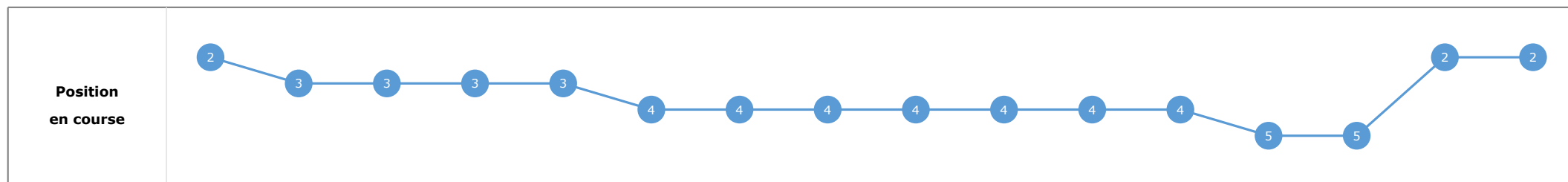
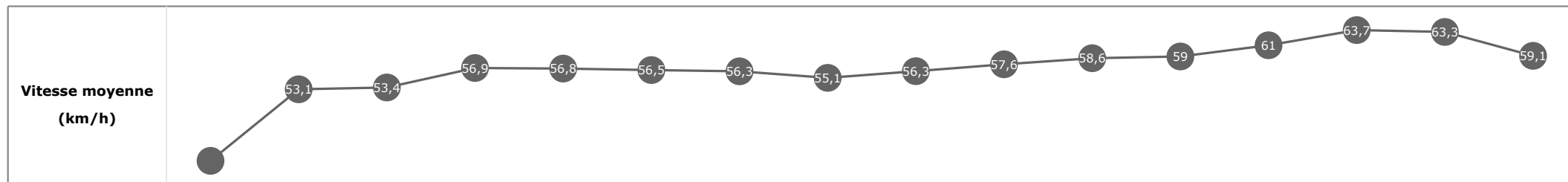


**Statistiques Tracking
PARISLONGCHAMP
C3 - PRIX VICOMTESSE VIGIER - 3100m
dimanche 26 mai 2024 - 00:00
Redk du 1er: 1'04"88**

Cheval **SHEMBALA**
 Jockey **S. PASQUIER**
 Rang d'arrivée **2**
 Temps de parcours **03:21.41** redk : **1'04"97**
 Tronçon le plus rapide **00:11.33** (tronçon 400m - 200m)
 Vitesse maximale **66,42** (tronçon 400m - 200m)
 Vitesse moyenne **56,7**

Données de tracking

Tronçons de 200m	DEP 3000m	3000m 2800m	2800m 2600m	2600m 2400m	2400m 2200m	2200m 2000m	2000m 1800m	1800m 1600m	1600m 1400m	1400m 1200m	1200m 1000m	1000m 800m	800m 600m	600m 400m	400m 200m	200m ARR
Temps de parcours	00:11.16	00:24.75	00:38.64	00:52.55	01:05.56	01:18.13	01:30.76	01:43.86	01:56.67	02:09.44	02:22.06	02:34.57	02:46.45	02:57.92	03:09.26	03:21.41
Temps du tronçon	00:11.16	00:13.59	00:13.88	00:13.91	00:13.00	00:12.56	00:12.63	00:13.09	00:12.81	00:12.76	00:12.61	00:12.51	00:11.88	00:11.47	00:11.33	00:12.15
Vitesse moyenne	40,4	53,1	53,4	56,9	56,8	56,5	56,3	55,1	56,3	57,6	58,6	59	61	63,7	63,3	59,1


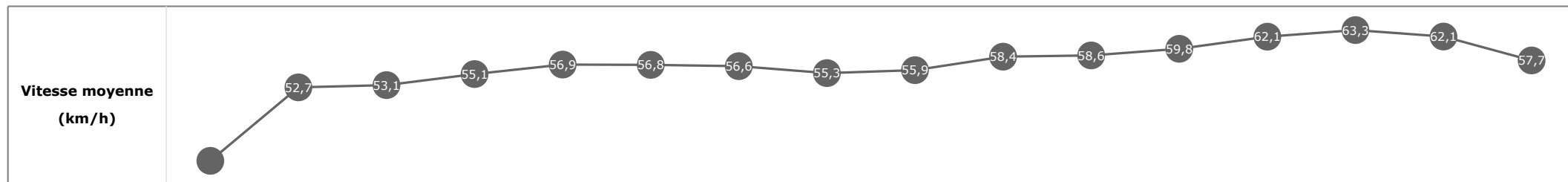


**Statistiques Tracking
PARISLONGCHAMP
C3 - PRIX VICOMTESSE VIGIER - 3100m
dimanche 26 mai 2024 - 00:00
Redk du 1er: 1'04"88**

Cheval **DOUBLE MAJOR**
 Jockey **M. GUYON**
 Rang d'arrivée **3**
 Temps de parcours **03:21.83** redk : **1'05"10**
 Tronçon le plus rapide **00:11.48** (tronçon 600m - 400m)
 Vitesse maximale **64,98** (tronçon 600m - 400m)
 Vitesse moyenne **56,4**

Données de tracking

Tronçons de 200m	DEP 3000m	3000m 2800m	2800m 2600m	2600m 2400m	2400m 2200m	2200m 2000m	2000m 1800m	1800m 1600m	1600m 1400m	1400m 1200m	1200m 1000m	1000m 800m	800m 600m	600m 400m	400m 200m	200m ARR
Temps de parcours	00:11.55	00:25.25	00:39.11	00:53.28	01:05.99	01:18.50	01:31.11	01:44.19	01:57.16	02:09.75	02:22.30	02:34.58	02:46.25	02:57.74	03:09.34	03:21.83
Temps du tronçon	00:11.55	00:13.69	00:13.86	00:14.16	00:12.71	00:12.50	00:12.61	00:13.07	00:12.97	00:12.59	00:12.54	00:12.28	00:11.66	00:11.48	00:11.59	00:12.49
Vitesse moyenne	39	52,7	53,1	55,1	56,9	56,8	56,6	55,3	55,9	58,4	58,6	59,8	62,1	63,3	62,1	57,7

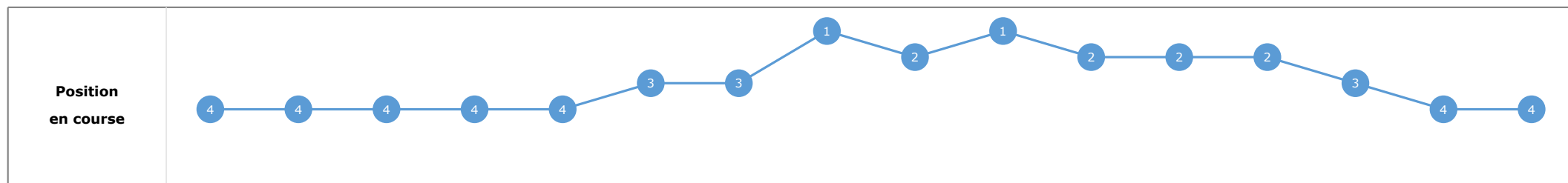
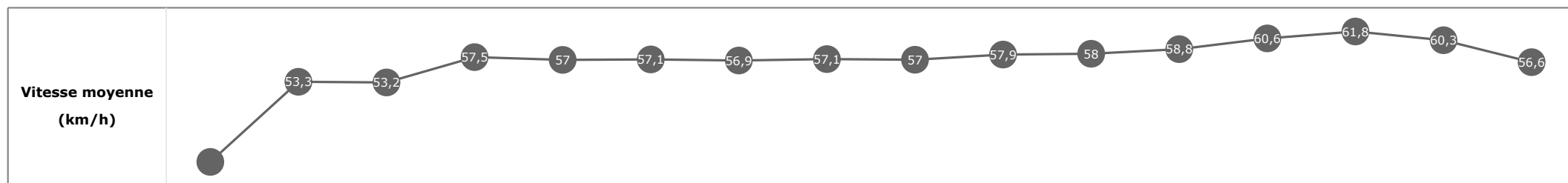


**Statistiques Tracking
PARISLONGCHAMP
C3 - PRIX VICOMTESSE VIGIER - 3100m
dimanche 26 mai 2024 - 00:00
Redk du 1er: 1'04"88**

Cheval **SOBER**
 Jockey **A. POUCHIN**
 Rang d'arrivée **4**
 Temps de parcours **03:22.46** redk : **1'05"31**
 Tronçon le plus rapide **00:11.74** (tronçon 600m - 400m)
 Vitesse maximale **63,61** (tronçon 600m - 400m)
 Vitesse moyenne **56,4**

Données de tracking

Tronçons de 200m	DEP 3000m	3000m 2800m	2800m 2600m	2600m 2400m	2400m 2200m	2200m 2000m	2000m 1800m	1800m 1600m	1600m 1400m	1400m 1200m	1200m 1000m	1000m 800m	800m 600m	600m 400m	400m 200m	200m ARR
Temps de parcours	00:11.36	00:24.92	00:38.80	00:52.73	01:05.73	01:18.08	01:30.59	01:43.27	01:55.97	02:08.73	02:21.48	02:34.07	02:46.03	02:57.78	03:09.75	03:22.46
Temps du tronçon	00:11.36	00:13.56	00:13.88	00:13.92	00:12.99	00:12.35	00:12.51	00:12.68	00:12.69	00:12.76	00:12.74	00:12.58	00:11.96	00:11.74	00:11.97	00:12.71
Vitesse moyenne	39,7	53,3	53,2	57,5	57	57,1	56,9	57,1	57	57,9	58	58,8	60,6	61,8	60,3	56,6

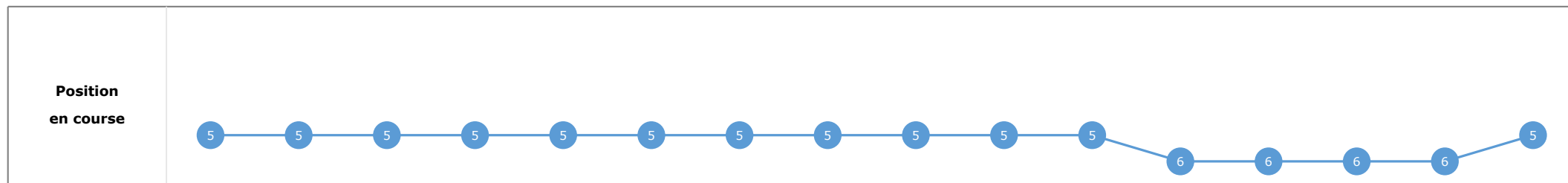
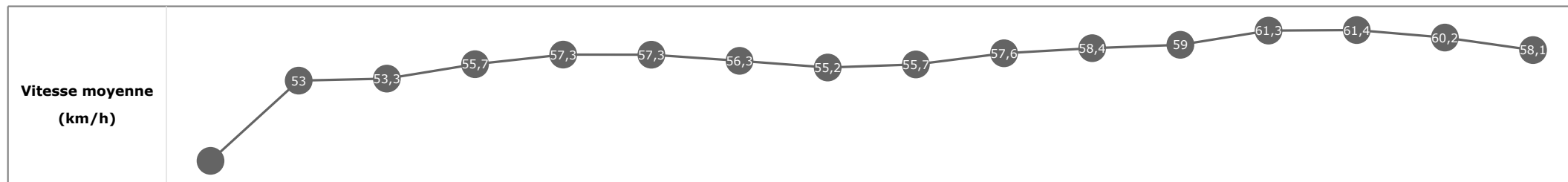


**Statistiques Tracking
PARISLONGCHAMP
C3 - PRIX VICOMTESSE VIGIER - 3100m
dimanche 26 mai 2024 - 00:00
Redk du 1er: 1'04"88**

Cheval **AL NAYYIR**
 Jockey **C. SOUMILLON**
 Rang d'arrivée **5**
 Temps de parcours **03:22.72** redk : **1'05"39**
 Tronçon le plus rapide **00:11.74** (tronçon 600m - 400m)
 Vitesse maximale **65,27** (tronçon 600m - 400m)
 Vitesse moyenne **56,2**

Données de tracking

Tronçons de 200m	DEP 3000m	3000m 2800m	2800m 2600m	2600m 2400m	2400m 2200m	2200m 2000m	2000m 1800m	1800m 1600m	1600m 1400m	1400m 1200m	1200m 1000m	1000m 800m	800m 600m	600m 400m	400m 200m	200m ARR
Temps de parcours	00:11.42	00:25.03	00:38.93	00:53.01	01:05.95	01:18.34	01:30.98	01:44.07	01:57.01	02:09.69	02:22.28	02:34.69	02:46.53	02:58.27	03:10.21	03:22.72
Temps du tronçon	00:11.42	00:13.60	00:13.90	00:14.07	00:12.94	00:12.38	00:12.63	00:13.09	00:12.93	00:12.67	00:12.59	00:12.41	00:11.83	00:11.74	00:11.94	00:12.50
Vitesse moyenne	39,6	53	53,3	55,7	57,3	57,3	56,3	55,2	55,7	57,6	58,4	59	61,3	61,4	60,2	58,1



**Statistiques Tracking
PARISLONGCHAMP
C3 - PRIX VICOMTESSE VIGIER - 3100m
dimanche 26 mai 2024 - 00:00
Redk du 1er: 1'04"88**

Cheval **MAGIC MERLIN**
 Jockey T. BACHELOT
 Rang d'arrivée **6**
 Temps de parcours **03:22.74**
 Tronçon le plus rapide **00:11.77** (tronçon 600m - 400m)
 Vitesse maximale **63,83** (tronçon 400m - 200m)
 Vitesse moyenne **56,4**

Données de tracking

Tronçons de 200m	DEP 3000m	3000m 2800m	2800m 2600m	2600m 2400m	2400m 2200m	2200m 2000m	2000m 1800m	1800m 1600m	1600m 1400m	1400m 1200m	1200m 1000m	1000m 800m	800m 600m	600m 400m	400m 200m	200m ARR
Temps de parcours	00:11.05	00:24.17	00:38.08	00:52.25	01:04.99	01:17.72	01:30.43	01:43.33	01:55.92	02:08.74	02:21.43	02:34.03	02:46.01	02:57.79	03:09.89	03:22.74
Temps du tronçon	00:11.05	00:13.12	00:13.90	00:14.17	00:12.73	00:12.73	00:12.70	00:12.90	00:12.58	00:12.82	00:12.69	00:12.59	00:11.98	00:11.77	00:12.09	00:12.85
Vitesse moyenne	40,8	54,8	53,4	56,6	58,4	56	56,2	55,9	57,6	57,5	58,4	58,3	59,9	61,9	59,6	56,3

