

**Statistiques Tracking**  
**CHANTILLY**  
**C7 - RMC GRAND HANDICAP DE CHANTILLY - 2400m**  
**dimanche 2 juin 2024 - 00:00**  
**Redk du 1er: 1'03"72**

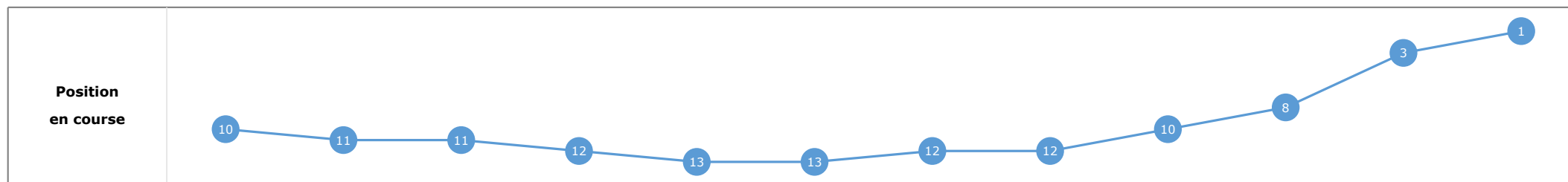
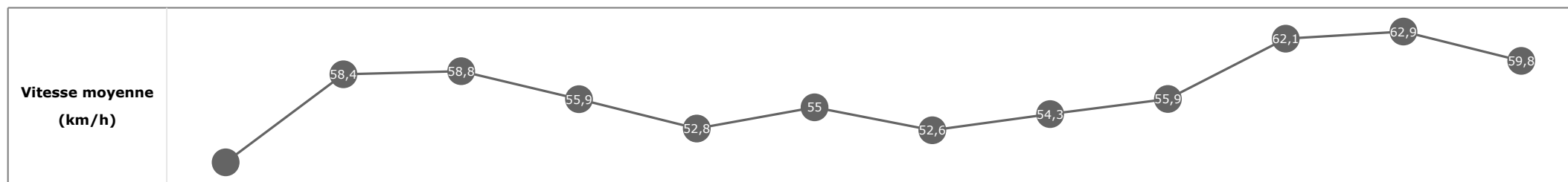
Partant (corde)	Cheval	Arrivée officielle	Tronçons de 200m		DEP - 1000m	1000m - 800m	800m - 600m	600m - 400m	400m - 200m	200m - ARR	Temps officiel	Derniers 600m	Parcours vs. 1er
			Vitesse Max	200m les plus rapides	Temps passage en tête	Durée du tronçon	01:30.43	01:43.78	01:56.94	02:08.78			
					T1	T2	T3	T4	T5	T6			
2 (6)	<b>SACRED SPIRIT</b> M. GUYON	1	65,56 T4	00:11.47 T5	<b>01:31.61</b> 12 01:31.61	<b>01:44.77</b> 12 00:13.16	<b>01:57.82</b> 10 00:13.05	<b>02:09.43</b> 8 00:11.60	<b>02:20.91</b> 3 00:11.47	<b>02:32.93</b> 00:12.01	2'32"93	00:35.10	
6 (10)	<b>PRESAGE NOCTURNE</b> R. MANGIONE	2	65,66 T5	00:11.39 T5	<b>01:31.62</b> 13 01:31.62	<b>01:45.05</b> 13 00:13.43	<b>01:58.05</b> 13 00:12.99	<b>02:09.66</b> 11 00:11.60	<b>02:21.06</b> 6 00:11.39	<b>02:32.97</b> 00:11.91	2'32"97	00:34.91	1,88
9 (4)	<b>KANESHYA</b> T. PICCONE	3	64,69 T4	00:11.69 T4	<b>01:31.07</b> 8 01:31.07	<b>01:44.47</b> 8 00:13.39	<b>01:57.61</b> 7 00:13.14	<b>02:09.30</b> 6 00:11.69	<b>02:21.04</b> 5 00:11.74	<b>02:33.37</b> 00:12.32	2'33"37	00:35.75	1,29
13 (12)	<b>LORENZO DE MEDICI</b> Mme M. VELON	4	64,66 T4	00:11.84 T4	<b>01:30.49</b> 2 01:30.49	<b>01:43.88</b> 2 00:13.38	<b>01:56.94</b> 1 00:13.05	<b>02:08.78</b> 1 00:11.84	<b>02:20.67</b> 1 00:11.89	<b>02:33.44</b> 00:12.77	2'33"45	00:36.50	-3,91
11 (8)	<b>SNUGGLES</b> C. BELMONT	5	68,11 T1	00:11.80 T4	<b>01:30.74</b> 5 01:30.74	<b>01:44.11</b> 5 00:13.37	<b>01:57.26</b> 4 00:13.15	<b>02:09.06</b> 3 00:11.80	<b>02:20.96</b> 4 00:11.89	<b>02:33.50</b> 00:12.53	2'33"50	00:36.23	-2,52
10 (13)	<b>BARBATE</b> A. MADAMET	6	64,84 T4	00:11.65 T4	<b>01:31.30</b> 9 01:31.30	<b>01:44.56</b> 10 00:13.25	<b>01:57.87</b> 11 00:13.31	<b>02:09.52</b> 10 00:11.65	<b>02:21.39</b> 7 00:11.87	<b>02:33.73</b> 00:12.33		00:35.86	-1,76
12 (2)	<b>UTAMARO</b> M. FOREST	7	65,41 T1	00:11.79 T4	<b>01:31.34</b> 11 01:31.34	<b>01:44.67</b> 11 00:13.33	<b>01:57.88</b> 12 00:13.21	<b>02:09.67</b> 13 00:11.79	<b>02:21.53</b> 9 00:11.85	<b>02:33.77</b> 00:12.23		00:35.88	2,13
8 (9)	<b>KALEO PALACE</b> Mme L. POGGIONOVO	8	64,04 T4	00:11.83 T4	<b>01:30.66</b> 3 01:30.66	<b>01:43.96</b> 3 00:13.29	<b>01:56.99</b> 2 00:13.02	<b>02:08.82</b> 2 00:11.83	<b>02:20.80</b> 2 00:11.98	<b>02:33.81</b> 00:13.01		00:36.82	-0,85
5 (11)	<b>KOSAKENZIPFEL</b> T. MARQUAND	9	64,01 T1	00:12.25 T4	<b>01:30.43</b> 1 01:30.43	<b>01:43.78</b> 1 00:13.35	<b>01:57.02</b> 3 00:13.24	<b>02:09.28</b> 5 00:12.25	<b>02:21.59</b> 10 00:12.31	<b>02:34.78</b> 00:13.19		00:37.76	-5,59
7 (7)	<b>EYVANN</b> S. PASQUIER	10	63,76 T4	00:11.85 T4	<b>01:30.99</b> 7 01:30.99	<b>01:44.22</b> 6 00:13.23	<b>01:57.33</b> 5 00:13.11	<b>02:09.19</b> 4 00:11.85	<b>02:21.52</b> 8 00:12.33	<b>02:36.60</b> 00:15.08		00:39.27	1,78
4 (5)	<b>DEVIL IN THE SKY</b> C. DEMURO	11	63,61 T4	00:11.78 T4	<b>01:31.32</b> 10 01:31.32	<b>01:44.54</b> 9 00:13.21	<b>01:57.64</b> 9 00:13.10	<b>02:09.43</b> 9 00:11.78	<b>02:21.76</b> 11 00:12.33	<b>02:37.23</b> 00:15.47		00:39.59	3,71
3 (3)	<b>HAPTICS</b> C. LECOEVRE	12	63,32 T4	00:12.03 T4	<b>01:30.66</b> 4 01:30.66	<b>01:43.99</b> 4 00:13.32	<b>01:57.36</b> 6 00:13.36	<b>02:09.40</b> 7 00:12.03	<b>02:22.01</b> 12 00:12.61	<b>02:37.60</b> 00:15.58		00:40.23	0,15
1 (1)	<b>WATCH HIM</b> A. POUCHIN	13	64,08 T1	00:12.03 T4	<b>01:30.99</b> 6 01:30.99	<b>01:44.30</b> 7 00:13.31	<b>01:57.63</b> 8 00:13.33	<b>02:09.67</b> 12 00:12.03	<b>02:22.18</b> 13 00:12.51	<b>02:37.88</b> 00:15.69		00:40.24	-0,44

**Statistiques Tracking  
CHANTILLY  
C7 - RMC GRAND HANDICAP DE CHANTILLY - 2400m  
dimanche 2 juin 2024 - 00:00  
Redk du 1er: 1'03"72**

Cheval **SACRED SPIRIT**  
 Jockey **M. GUYON**  
 Rang d'arrivée **1**  
 Temps de parcours **02:32.93** redk : **1'03"72**  
 Tronçon le plus rapide **00:11.47** (tronçon 400m - 200m)  
 Vitesse maximale **65,56** (tronçon 600m - 400m)  
 Vitesse moyenne **56,3**

**Données de tracking**

Tronçons de 200m	DEP 2200m	2200m 2000m	2000m 1800m	1800m 1600m	1600m 1400m	1400m 1200m	1200m 1000m	1000m 800m	800m 600m	600m 400m	400m 200m	200m ARR
<b>Temps de parcours</b>	<b>00:13.95</b>	<b>00:26.01</b>	<b>00:38.24</b>	<b>00:51.20</b>	<b>01:04.82</b>	<b>01:17.92</b>	<b>01:31.61</b>	<b>01:44.77</b>	<b>01:57.82</b>	<b>02:09.43</b>	<b>02:20.91</b>	<b>02:32.93</b>
Temps du tronçon	00:13.95	00:12.06	00:12.23	00:12.95	00:13.62	00:13.09	00:13.69	00:13.16	00:13.05	00:11.60	00:11.47	00:12.01
<b>Vitesse moyenne</b>	49,3	58,4	58,8	55,9	52,8	55	52,6	54,3	55,9	62,1	62,9	59,8

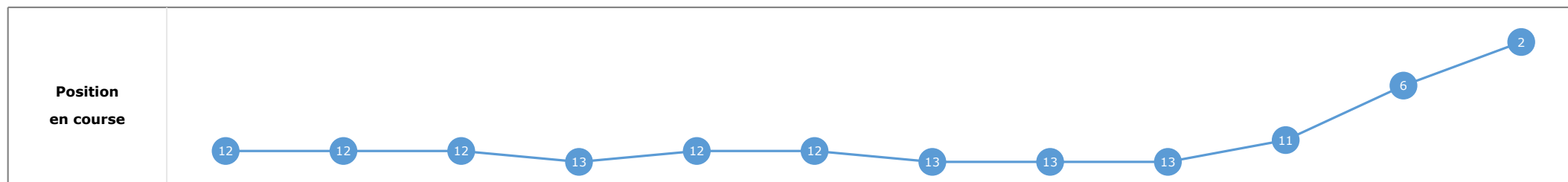
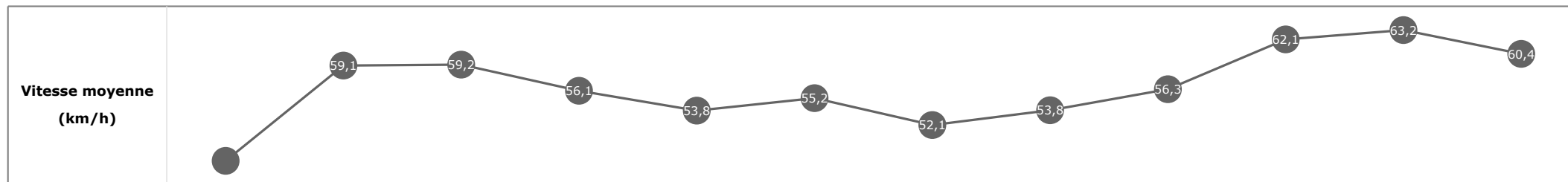


**Statistiques Tracking  
CHANTILLY  
C7 - RMC GRAND HANDICAP DE CHANTILLY - 2400m  
dimanche 2 juin 2024 - 00:00  
Redk du 1er: 1'03"72**

Cheval **PRESAGE NOCTURNE**  
 Jockey **R. MANGIONE**  
 Rang d'arrivée **2**  
 Temps de parcours **02:32.97** redk : **1'03"73**  
 Tronçon le plus rapide **00:11.39** (tronçon 400m - 200m)  
 Vitesse maximale **65,66** (tronçon 400m - 200m)  
 Vitesse moyenne **56,3**

**Données de tracking**

Tronçons de 200m	DEP 2200m	2200m 2000m	2000m 1800m	1800m 1600m	1600m 1400m	1400m 1200m	1200m 1000m	1000m 800m	800m 600m	600m 400m	400m 200m	200m ARR
<b>Temps de parcours</b>	<b>00:14.35</b>	<b>00:26.29</b>	<b>00:38.44</b>	<b>00:51.27</b>	<b>01:04.67</b>	<b>01:17.80</b>	<b>01:31.62</b>	<b>01:45.05</b>	<b>01:58.05</b>	<b>02:09.66</b>	<b>02:21.06</b>	<b>02:32.97</b>
Temps du tronçon	00:14.35	00:11.94	00:12.14	00:12.83	00:13.40	00:13.12	00:13.82	00:13.43	00:12.99	00:11.60	00:11.39	00:11.91
<b>Vitesse moyenne</b>	47,8	59,1	59,2	56,1	53,8	55,2	52,1	53,8	56,3	62,1	63,2	60,4

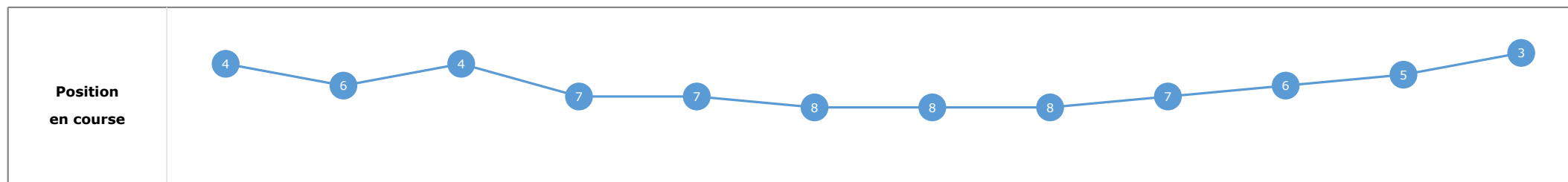
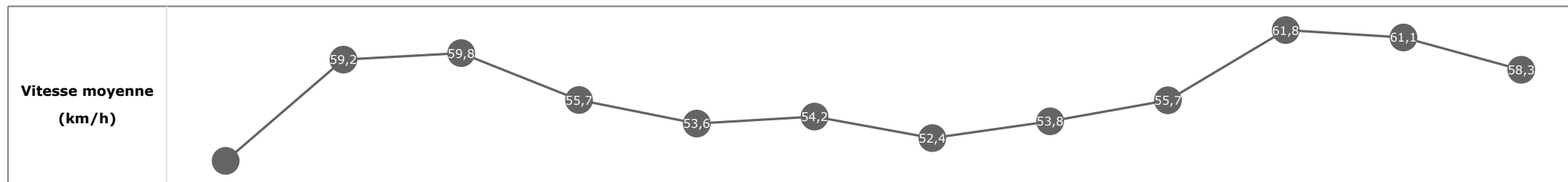


**Statistiques Tracking  
CHANTILLY  
C7 - RMC GRAND HANDICAP DE CHANTILLY - 2400m  
dimanche 2 juin 2024 - 00:00  
Redk du 1er: 1'03"72**

Cheval **KANESHYA**  
 Jockey **T. PICCONE**  
 Rang d'arrivée **3**  
 Temps de parcours **02:33.37** redk : **1'03"90**  
 Tronçon le plus rapide **00:11.69** (tronçon 600m - 400m)  
 Vitesse maximale **64,69** (tronçon 600m - 400m)  
 Vitesse moyenne **56,1**

**Données de tracking**

Tronçons de 200m	DEP 2200m	2200m 2000m	2000m 1800m	1800m 1600m	1600m 1400m	1400m 1200m	1200m 1000m	1000m 800m	800m 600m	600m 400m	400m 200m	200m ARR
<b>Temps de parcours</b>	<b>00:13.72</b>	<b>00:25.63</b>	<b>00:37.71</b>	<b>00:50.63</b>	<b>01:04.10</b>	<b>01:17.35</b>	<b>01:31.07</b>	<b>01:44.47</b>	<b>01:57.61</b>	<b>02:09.30</b>	<b>02:21.04</b>	<b>02:33.37</b>
Temps du tronçon	00:13.72	00:11.91	00:12.07	00:12.92	00:13.47	00:13.24	00:13.72	00:13.39	00:13.14	00:11.69	00:11.74	00:12.32
<b>Vitesse moyenne</b>	50,4	59,2	59,8	55,7	53,6	54,2	52,4	53,8	55,7	61,8	61,1	58,3

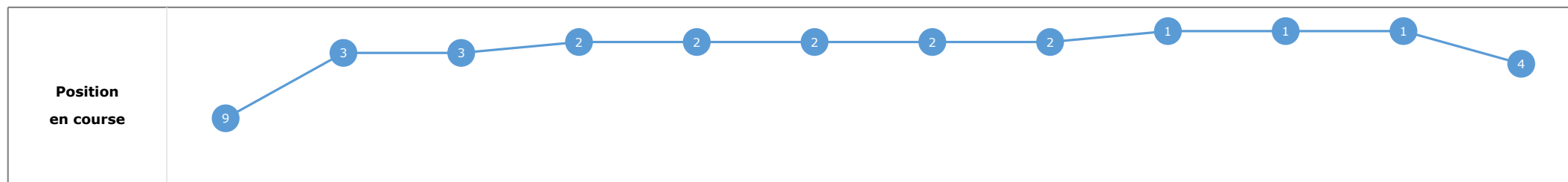
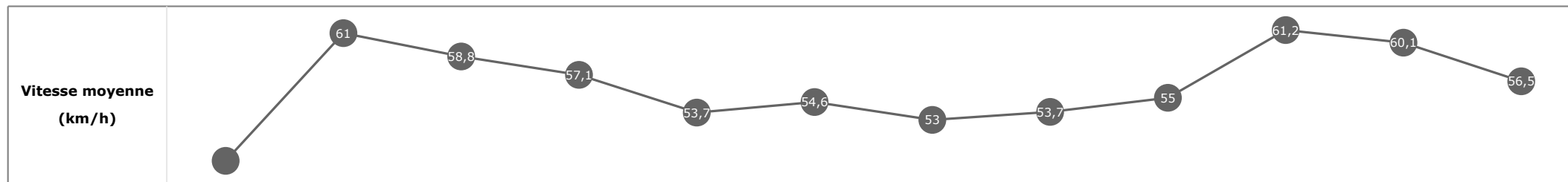


**Statistiques Tracking  
CHANTILLY  
C7 - RMC GRAND HANDICAP DE CHANTILLY - 2400m  
dimanche 2 juin 2024 - 00:00  
Redk du 1er: 1'03"72**

Cheval **LORENZO DE MEDICI**  
 Jockey Mme M. VELON  
 Rang d'arrivée **4**  
 Temps de parcours **02:33.44** redk : **1'03"93**  
 Tronçon le plus rapide **00:11.84** (tronçon 600m - 400m)  
 Vitesse maximale **64,66** (tronçon 600m - 400m)  
 Vitesse moyenne **56**

**Données de tracking**

Tronçons de 200m	DEP 2200m	2200m 2000m	2000m 1800m	1800m 1600m	1600m 1400m	1400m 1200m	1200m 1000m	1000m 800m	800m 600m	600m 400m	400m 200m	200m ARR
<b>Temps de parcours</b>	<b>00:13.93</b>	<b>00:25.39</b>	<b>00:37.57</b>	<b>00:50.23</b>	<b>01:03.65</b>	<b>01:16.84</b>	<b>01:30.49</b>	<b>01:43.88</b>	<b>01:56.94</b>	<b>02:08.78</b>	<b>02:20.67</b>	<b>02:33.44</b>
Temps du tronçon	00:13.93	00:11.46	00:12.18	00:12.66	00:13.41	00:13.19	00:13.64	00:13.38	00:13.05	00:11.84	00:11.89	00:12.77
<b>Vitesse moyenne</b>	49,3	61	58,8	57,1	53,7	54,6	53	53,7	55	61,2	60,1	56,5


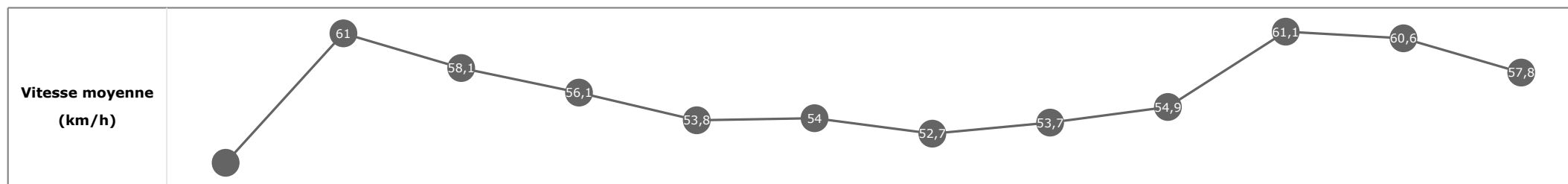


**Statistiques Tracking  
CHANTILLY  
C7 - RMC GRAND HANDICAP DE CHANTILLY - 2400m  
dimanche 2 juin 2024 - 00:00  
Redk du 1er: 1'03"72**

Cheval **SNUGGLES**  
 Jockey **C. BELMONT**  
 Rang d'arrivée **5**  
 Temps de parcours **02:33.50** redk : **1'03"95**  
 Tronçon le plus rapide **00:11.80** (tronçon 600m - 400m)  
 Vitesse maximale **68,11** (tronçon 2200m - 2000m)  
 Vitesse moyenne **56**

**Données de tracking**

Tronçons de 200m	DEP 2200m	2200m 2000m	2000m 1800m	1800m 1600m	1600m 1400m	1400m 1200m	1200m 1000m	1000m 800m	800m 600m	600m 400m	400m 200m	200m ARR
<b>Temps de parcours</b>	<b>00:13.70</b>	<b>00:25.18</b>	<b>00:37.53</b>	<b>00:50.41</b>	<b>01:03.75</b>	<b>01:17.06</b>	<b>01:30.74</b>	<b>01:44.11</b>	<b>01:57.26</b>	<b>02:09.06</b>	<b>02:20.96</b>	<b>02:33.50</b>
Temps du tronçon	00:13.70	00:11.48	00:12.35	00:12.87	00:13.34	00:13.31	00:13.67	00:13.37	00:13.15	00:11.80	00:11.89	00:12.53
<b>Vitesse moyenne</b>	50,4	61	58,1	56,1	53,8	54	52,7	53,7	54,9	61,1	60,6	57,8

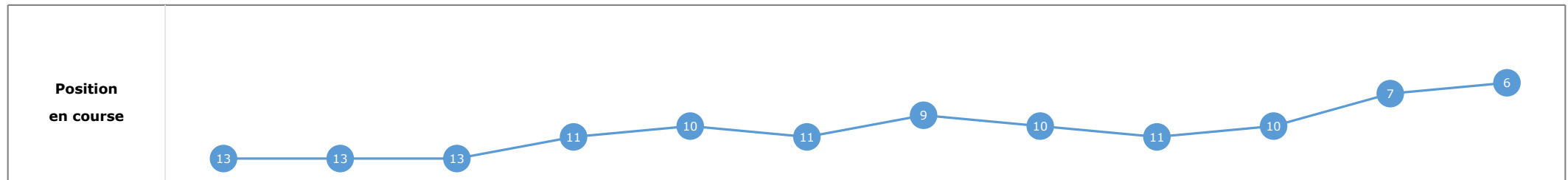
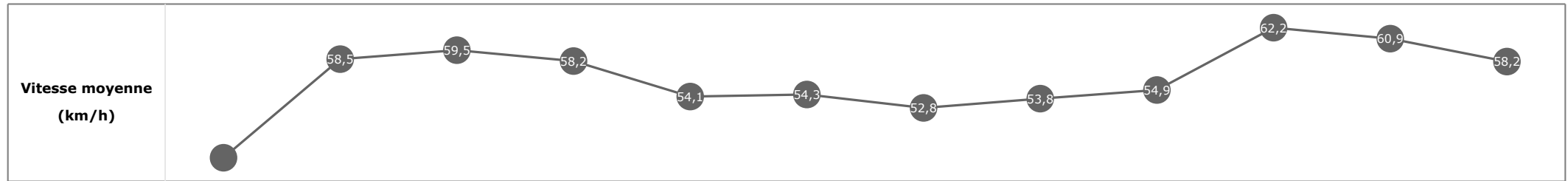


**Statistiques Tracking  
CHANTILLY  
C7 - RMC GRAND HANDICAP DE CHANTILLY - 2400m  
dimanche 2 juin 2024 - 00:00  
Redk du 1er: 1'03"72**

Cheval **BARBATE**  
 Jockey **A. MADAMET**  
 Rang d'arrivée **6**  
 Temps de parcours **02:33.73**  
 Tronçon le plus rapide **00:11.65** (tronçon 600m - 400m)  
 Vitesse maximale **64,84** (tronçon 600m - 400m)  
 Vitesse moyenne **55,9**

**Données de tracking**

Tronçons de 200m	DEP 2200m	2200m 2000m	2000m 1800m	1800m 1600m	1600m 1400m	1400m 1200m	1200m 1000m	1000m 800m	800m 600m	600m 400m	400m 200m	200m ARR
<b>Temps de parcours</b>	<b>00:14.62</b>	<b>00:26.61</b>	<b>00:38.67</b>	<b>00:51.06</b>	<b>01:04.42</b>	<b>01:17.63</b>	<b>01:31.30</b>	<b>01:44.56</b>	<b>01:57.87</b>	<b>02:09.52</b>	<b>02:21.39</b>	<b>02:33.73</b>
Temps du tronçon	00:14.62	00:11.99	00:12.05	00:12.38	00:13.35	00:13.21	00:13.66	00:13.25	00:13.31	00:11.65	00:11.87	00:12.33
<b>Vitesse moyenne</b>	46,9	58,5	59,5	58,2	54,1	54,3	52,8	53,8	54,9	62,2	60,9	58,2

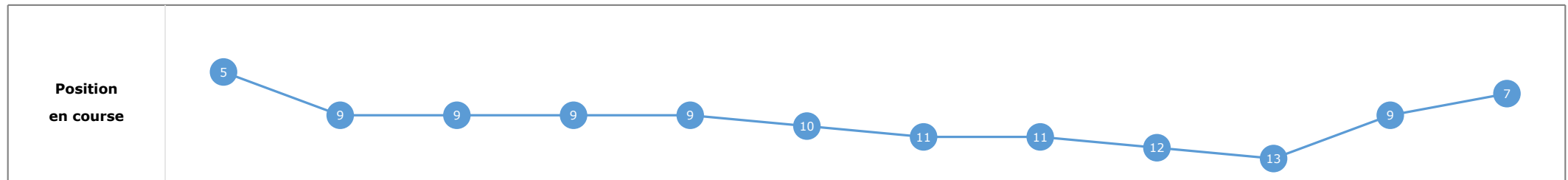
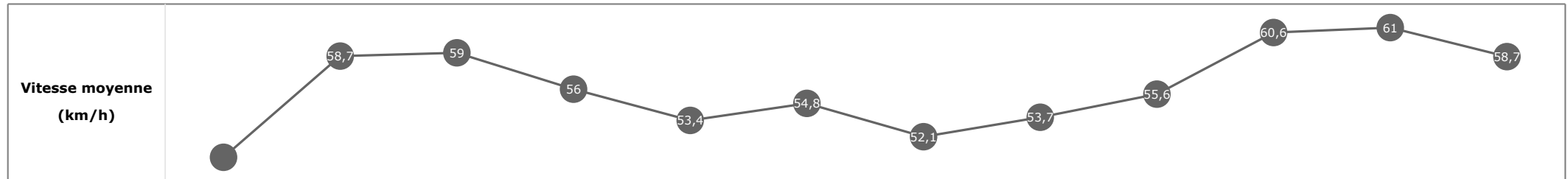


**Statistiques Tracking  
CHANTILLY  
C7 - RMC GRAND HANDICAP DE CHANTILLY - 2400m  
dimanche 2 juin 2024 - 00:00  
Redk du 1er: 1'03"72**

Cheval **UTAMARO**  
 Jockey **M. FOREST**  
 Rang d'arrivée **7**  
 Temps de parcours **02:33.77**  
 Tronçon le plus rapide **00:11.79** (tronçon 600m - 400m)  
 Vitesse maximale **65,41** (tronçon 2200m - 2000m)  
 Vitesse moyenne **56**

**Données de tracking**

Tronçons de 200m	DEP 2200m	2200m 2000m	2000m 1800m	1800m 1600m	1600m 1400m	1400m 1200m	1200m 1000m	1000m 800m	800m 600m	600m 400m	400m 200m	200m ARR
<b>Temps de parcours</b>	<b>00:13.72</b>	<b>00:25.82</b>	<b>00:38.02</b>	<b>00:50.90</b>	<b>01:04.40</b>	<b>01:17.58</b>	<b>01:31.34</b>	<b>01:44.67</b>	<b>01:57.88</b>	<b>02:09.67</b>	<b>02:21.53</b>	<b>02:33.77</b>
Temps du tronçon	00:13.72	00:12.09	00:12.20	00:12.88	00:13.49	00:13.17	00:13.75	00:13.33	00:13.21	00:11.79	00:11.85	00:12.23
<b>Vitesse moyenne</b>	50,4	58,7	59	56	53,4	54,8	52,1	53,7	55,6	60,6	61	58,7




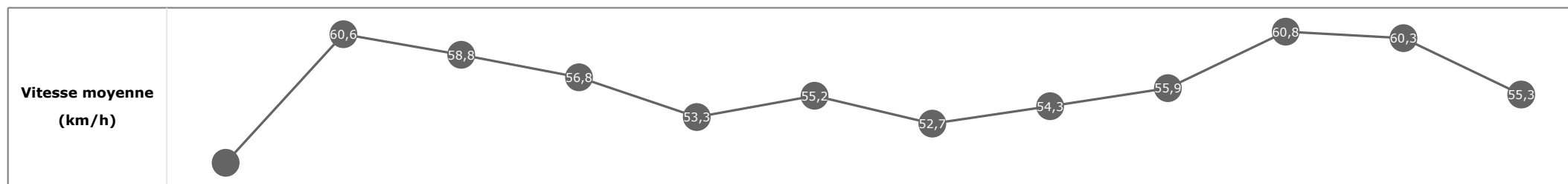


**Statistiques Tracking  
CHANTILLY  
C7 - RMC GRAND HANDICAP DE CHANTILLY - 2400m  
dimanche 2 juin 2024 - 00:00  
Redk du 1er: 1'03"72**

Cheval **KALEO PALACE**  
 Jockey **Mme L. POGGIONOVO**  
 Rang d'arrivée **8**  
 Temps de parcours **02:33.81**  
 Tronçon le plus rapide **00:11.83** (tronçon 600m - 400m)  
 Vitesse maximale **64,04** (tronçon 600m - 400m)  
 Vitesse moyenne **55,9**

**Données de tracking**

Tronçons de 200m	DEP 2200m	2200m 2000m	2000m 1800m	1800m 1600m	1600m 1400m	1400m 1200m	1200m 1000m	1000m 800m	800m 600m	600m 400m	400m 200m	200m ARR
<b>Temps de parcours</b>	<b>00:13.99</b>	<b>00:25.46</b>	<b>00:37.75</b>	<b>00:50.49</b>	<b>01:03.95</b>	<b>01:17.03</b>	<b>01:30.66</b>	<b>01:43.96</b>	<b>01:56.99</b>	<b>02:08.82</b>	<b>02:20.80</b>	<b>02:33.81</b>
Temps du tronçon	00:13.99	00:11.46	00:12.28	00:12.74	00:13.45	00:13.07	00:13.63	00:13.29	00:13.02	00:11.83	00:11.98	00:13.01
<b>Vitesse moyenne</b>	49,3	60,6	58,8	56,8	53,3	55,2	52,7	54,3	55,9	60,8	60,3	55,3

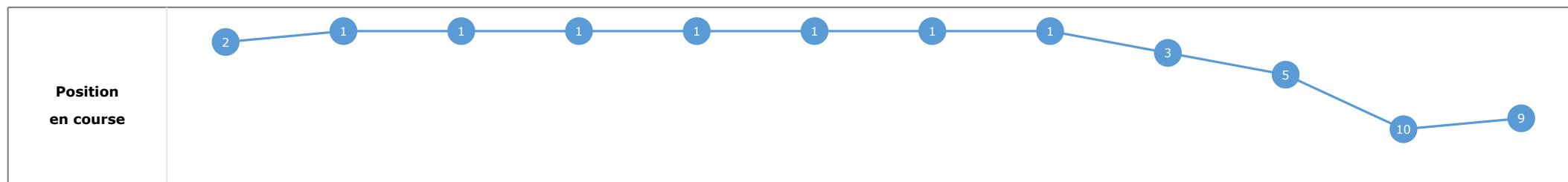
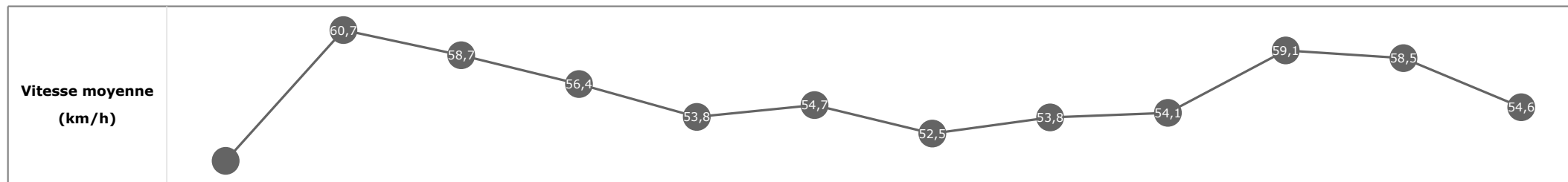


**Statistiques Tracking  
CHANTILLY  
C7 - RMC GRAND HANDICAP DE CHANTILLY - 2400m  
dimanche 2 juin 2024 - 00:00  
Redk du 1er: 1'03"72**

Cheval **KOSAKENZIPFEL**  
 Jockey **T. MARQUAND**  
 Rang d'arrivée **9**  
 Temps de parcours **02:34.78**  
 Tronçon le plus rapide **00:12.25** (tronçon 600m - 400m)  
 Vitesse maximale **64,01** (tronçon 2200m - 2000m)  
 Vitesse moyenne **55,5**

**Données de tracking**

Tronçons de 200m	DEP 2200m	2200m 2000m	2000m 1800m	1800m 1600m	1600m 1400m	1400m 1200m	1200m 1000m	1000m 800m	800m 600m	600m 400m	400m 200m	200m ARR
<b>Temps de parcours</b>	<b>00:13.69</b>	<b>00:25.13</b>	<b>00:37.37</b>	<b>00:50.17</b>	<b>01:03.56</b>	<b>01:16.72</b>	<b>01:30.43</b>	<b>01:43.78</b>	<b>01:57.02</b>	<b>02:09.28</b>	<b>02:21.59</b>	<b>02:34.78</b>
Temps du tronçon	00:13.69	00:11.44	00:12.24	00:12.79	00:13.39	00:13.16	00:13.70	00:13.35	00:13.24	00:12.25	00:12.31	00:13.19
<b>Vitesse moyenne</b>	50,3	60,7	58,7	56,4	53,8	54,7	52,5	53,8	54,1	59,1	58,5	54,6


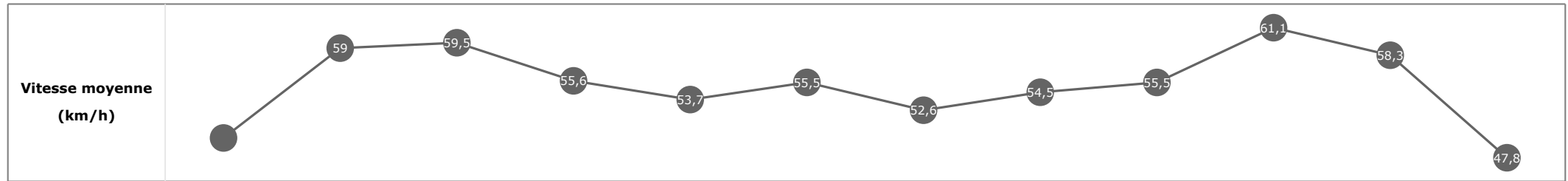


**Statistiques Tracking  
CHANTILLY  
C7 - RMC GRAND HANDICAP DE CHANTILLY - 2400m  
dimanche 2 juin 2024 - 00:00  
Redk du 1er: 1'03"72**

Cheval **EYVANN**  
 Jockey **S. PASQUIER**  
 Rang d'arrivée **10**  
 Temps de parcours **02:36.60**  
 Tronçon le plus rapide **00:11.85** (tronçon 600m - 400m)  
 Vitesse maximale **63,76** (tronçon 600m - 400m)  
 Vitesse moyenne **55**

**Données de tracking**

Tronçons de 200m	DEP 2200m	2200m 2000m	2000m 1800m	1800m 1600m	1600m 1400m	1400m 1200m	1200m 1000m	1000m 800m	800m 600m	600m 400m	400m 200m	200m ARR
<b>Temps de parcours</b>	<b>00:13.83</b>	<b>00:25.73</b>	<b>00:37.84</b>	<b>00:50.77</b>	<b>01:04.23</b>	<b>01:17.29</b>	<b>01:30.99</b>	<b>01:44.22</b>	<b>01:57.33</b>	<b>02:09.19</b>	<b>02:21.52</b>	<b>02:36.60</b>
Temps du tronçon	00:13.83	00:11.90	00:12.10	00:12.93	00:13.46	00:13.05	00:13.69	00:13.23	00:13.11	00:11.85	00:12.33	00:15.08
<b>Vitesse moyenne</b>	49,8	59	59,5	55,6	53,7	55,5	52,6	54,5	55,5	61,1	58,3	47,8

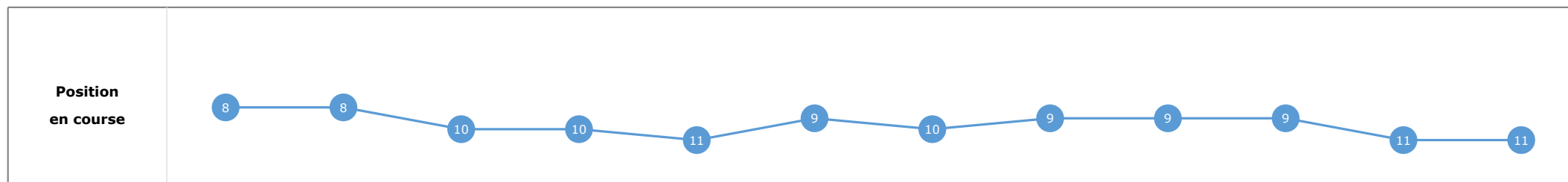
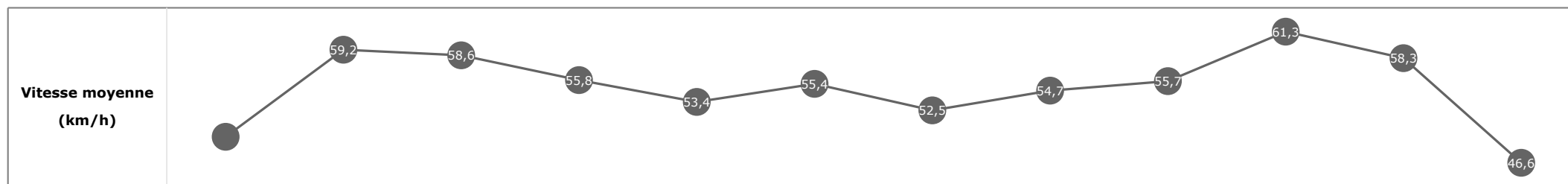


**Statistiques Tracking  
CHANTILLY  
C7 - RMC GRAND HANDICAP DE CHANTILLY - 2400m  
dimanche 2 juin 2024 - 00:00  
Redk du 1er: 1'03"72**

Cheval **DEVIL IN THE SKY**  
 Jockey **C. DEMURO**  
 Rang d'arrivée **11**  
 Temps de parcours **02:37.23**  
 Tronçon le plus rapide **00:11.78** (tronçon 600m - 400m)  
 Vitesse maximale **63,61** (tronçon 600m - 400m)  
 Vitesse moyenne **54,8**

**Données de tracking**

Tronçons de 200m	DEP 2200m	2200m 2000m	2000m 1800m	1800m 1600m	1600m 1400m	1400m 1200m	1200m 1000m	1000m 800m	800m 600m	600m 400m	400m 200m	200m ARR
<b>Temps de parcours</b>	<b>00:13.87</b>	<b>00:25.77</b>	<b>00:38.07</b>	<b>00:51.02</b>	<b>01:04.52</b>	<b>01:17.54</b>	<b>01:31.32</b>	<b>01:44.54</b>	<b>01:57.64</b>	<b>02:09.43</b>	<b>02:21.76</b>	<b>02:37.23</b>
Temps du tronçon	00:13.87	00:11.89	00:12.30	00:12.95	00:13.49	00:13.02	00:13.78	00:13.21	00:13.10	00:11.78	00:12.33	00:15.47
<b>Vitesse moyenne</b>	49,5	59,2	58,6	55,8	53,4	55,4	52,5	54,7	55,7	61,3	58,3	46,6

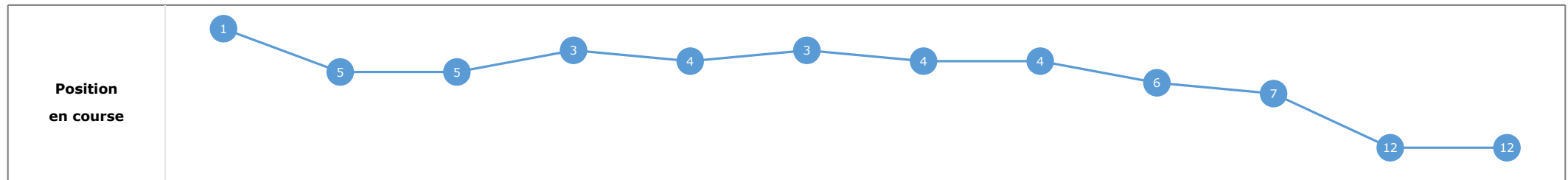
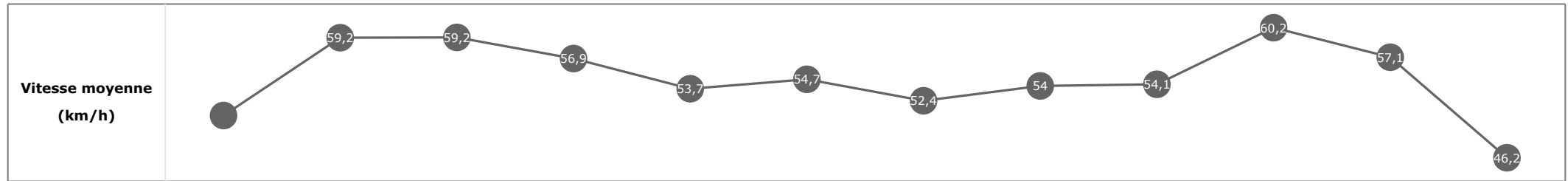


**Statistiques Tracking**  
**CHANTILLY**  
**C7 - RMC GRAND HANDICAP DE CHANTILLY - 2400m**  
**dimanche 2 juin 2024 - 00:00**  
**Redk du 1er: 1'03"72**

Cheval **HAPTICS**  
 Jockey **C. LECOEUVRE**  
 Rang d'arrivée **12**  
 Temps de parcours **02:37.60**  
 Tronçon le plus rapide **00:12.03** (tronçon 600m - 400m)  
 Vitesse maximale **63,32** (tronçon 600m - 400m)  
 Vitesse moyenne **54,6**

**Données de tracking**

Tronçons de 200m	DEP 2200m	2200m 2000m	2000m 1800m	1800m 1600m	1600m 1400m	1400m 1200m	1200m 1000m	1000m 800m	800m 600m	600m 400m	400m 200m	200m ARR
<b>Temps de parcours</b>	<b>00:13.62</b>	<b>00:25.60</b>	<b>00:37.74</b>	<b>00:50.37</b>	<b>01:03.83</b>	<b>01:17.00</b>	<b>01:30.66</b>	<b>01:43.99</b>	<b>01:57.36</b>	<b>02:09.40</b>	<b>02:22.01</b>	<b>02:37.60</b>
Temps du tronçon	00:13.62	00:11.98	00:12.13	00:12.62	00:13.45	00:13.17	00:13.66	00:13.32	00:13.36	00:12.03	00:12.61	00:15.58
<b>Vitesse moyenne</b>	50,8	59,2	59,2	56,9	53,7	54,7	52,4	54	54,1	60,2	57,1	46,2



**Statistiques Tracking  
CHANTILLY  
C7 - RMC GRAND HANDICAP DE CHANTILLY - 2400m  
dimanche 2 juin 2024 - 00:00  
Redk du 1er: 1'03"72**

Cheval **WATCH HIM**  
 Jockey **A. POUCHIN**  
 Rang d'arrivée **13**  
 Temps de parcours **02:37.88**  
 Tronçon le plus rapide **00:12.03** (tronçon 600m - 400m)  
 Vitesse maximale **64,08** (tronçon 2000m - 1800m)  
 Vitesse moyenne **54,5**

**Données de tracking**

Tronçons de 200m	DEP 2200m	2200m 2000m	2000m 1800m	1800m 1600m	1600m 1400m	1400m 1200m	1200m 1000m	1000m 800m	800m 600m	600m 400m	400m 200m	200m ARR
<b>Temps de parcours</b>	<b>00:13.82</b>	<b>00:25.88</b>	<b>00:37.77</b>	<b>00:50.49</b>	<b>01:04.06</b>	<b>01:17.26</b>	<b>01:30.99</b>	<b>01:44.30</b>	<b>01:57.63</b>	<b>02:09.67</b>	<b>02:22.18</b>	<b>02:37.88</b>
Temps du tronçon	00:13.82	00:12.05	00:11.88	00:12.72	00:13.56	00:13.19	00:13.72	00:13.31	00:13.33	00:12.03	00:12.51	00:15.69
<b>Vitesse moyenne</b>	50,1	59,2	60,2	56,9	52,8	54,5	52,7	53,7	54,1	59,7	58	45,6

