

**Statistiques Tracking**  
**DEAUVILLE**  
**C8 - PRIX PETITE ETOILE - 1900m**  
**mardi 26 novembre 2019 - 15:00**

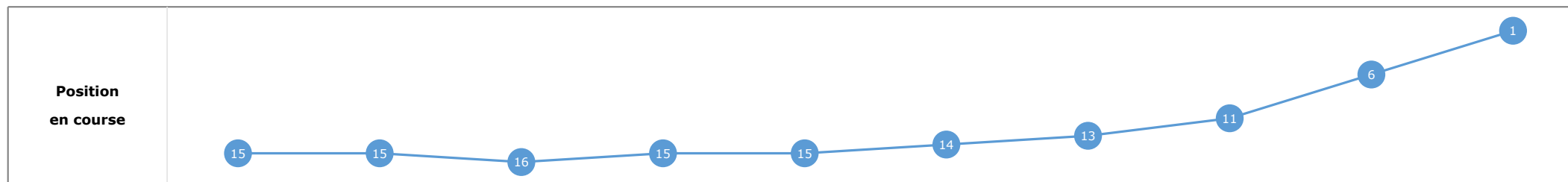
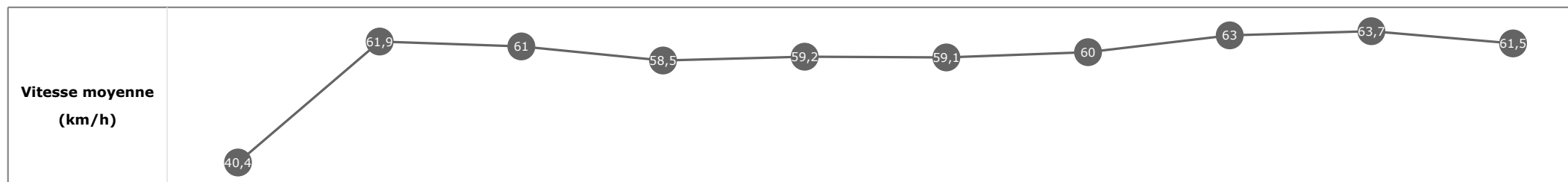
Partant	Cheval	Arrivée officielle	Tronçons de 200m		DEP - 1000m	1000m - 800m	800m - 600m	600m - 400m	400m - 200m	200m - ARR		Temps officiel	Derniers 600m	Parcours vs. 1er
			Vitesse Max	200m les plus rapides	00:55.99 00:55.99	01:08.38 00:12.39	01:20.68 00:12.29	01:32.61 00:11.94	01:44.26 00:11.65	01:56.21 00:11.95	T1			
15	<b>GLANCE</b> T. BACHELOT	1	66,40 T5	00:11.30 T5	<b>00:57.17</b> 15 00:57.17	<b>01:09.39</b> 14 00:12.22	<b>01:21.51</b> 13 00:12.12	<b>01:33.25</b> 11 00:11.74	<b>01:44.55</b> 6 00:11.30	<b>01:56.21</b> 1 00:11.65	1'56"02	00:34.70		
16	<b>GWENDOLA</b> M. GUYON	2	65,68 T5	00:11.30 T5	<b>00:57.06</b> 14 00:57.06	<b>01:09.44</b> 15 00:12.38	<b>01:21.60</b> 14 00:12.17	<b>01:33.32</b> 13 00:11.71	<b>01:44.62</b> 8 00:11.30	<b>01:56.29</b> 2 00:11.67	1'56"09	00:34.68	-7m26	
6	<b>BRASSICA</b> JB. EYQUEM	3	65,20 T5	00:11.37 T5	<b>00:56.61</b> 7 00:56.61	<b>01:09.04</b> 9 00:12.42	<b>01:21.45</b> 11 00:12.41	<b>01:33.39</b> 14 00:11.94	<b>01:44.75</b> 12 00:11.37	<b>01:56.32</b> 3 00:11.57	1'56"10	00:34.87	-9m41	
11	<b>NUALA</b> PC. BOUDOT	4	66,15 T5	00:11.34 T5	<b>00:56.77</b> 10 00:56.77	<b>01:09.12</b> 10 00:12.35	<b>01:21.34</b> 10 00:12.22	<b>01:33.07</b> 8 00:11.73	<b>01:44.41</b> 3 00:11.34	<b>01:56.42</b> 4 00:12.02	1'56"18	00:35.09	-9m37	
1	<b>RIDAA</b> V. CHEMINAUD	5	64,94 T1	00:11.44 T1	<b>00:55.99</b> 1 00:55.99	<b>01:08.38</b> 1 00:12.39	<b>01:20.68</b> 1 00:12.29	<b>01:32.61</b> 1 00:11.94	<b>01:44.33</b> 2 00:11.72	<b>01:56.45</b> 5 00:12.11	1'56"21	00:35.77	-9m45	
5	<b>QAMKA</b> T. PICCONE	6	66,74 T1	00:11.46 T1	<b>00:56.45</b> 5 00:56.45	<b>01:08.80</b> 6 00:12.35	<b>01:21.06</b> 5 00:12.26	<b>01:32.94</b> 4 00:11.88	<b>01:44.45</b> 4 00:11.51	<b>01:56.47</b> 6 00:12.02	1'56"27	00:35.42	-4m53	
7	<b>EBONY</b> C. DEMURO	7	66,29 T4	00:11.28 T5	<b>00:56.93</b> 12 00:56.93	<b>01:09.27</b> 13 00:12.34	<b>01:21.63</b> 15 00:12.36	<b>01:33.43</b> 16 00:11.80	<b>01:44.70</b> 9 00:11.28	<b>01:56.57</b> 7 00:11.87	1'56"36	00:34.94	-6m44	
10	<b>FREEDOM RISING</b> A. VAN DEN TROOST	8	65,42 T1	00:11.48 T5	<b>00:56.89</b> 11 00:56.89	<b>01:09.15</b> 11 00:12.26	<b>01:21.28</b> 9 00:12.13	<b>01:33.03</b> 6 00:11.75	<b>01:44.50</b> 5 00:11.48	<b>01:56.58</b> 8 00:12.08	1'56"37	00:35.30	1m88	
14	<b>ARDIENTE</b> A. HAMELIN	9	68,07 T1	00:11.14 T1	<b>00:56.14</b> 2 00:56.14	<b>01:08.51</b> 2 00:12.37	<b>01:20.83</b> 2 00:12.32	<b>01:32.65</b> 2 00:11.83	<b>01:44.26</b> 1 00:11.61	<b>01:56.58</b> 9 00:12.32	1'56"37	00:35.76	-5m67	
3	<b>GHARABEEL</b> FX. BERTRAS	10	66,37 T1	00:11.42 T1	<b>00:56.67</b> 9 00:56.67	<b>01:08.96</b> 8 00:12.29	<b>01:21.25</b> 8 00:12.29	<b>01:33.11</b> 9 00:11.86	<b>01:44.72</b> 11 00:11.61	<b>01:56.81</b> 10 00:12.09	1'56"57	00:35.56	-3m47	
2	<b>ABABEEL</b> S. PASQUIER	11	65,74 T5	00:11.40 T5	<b>00:57.33</b> 16 00:57.33	<b>01:09.59</b> 16 00:12.26	<b>01:21.79</b> 16 00:12.20	<b>01:33.40</b> 15 00:11.61	<b>01:44.80</b> 13 00:11.40	<b>01:56.90</b> 11 00:12.10	1'56"65	00:35.11	-9m33	
4	<b>OKARINA DREAM</b> E. HARDOUIN	12	65,92 T5	00:11.36 T5	<b>00:56.95</b> 13 00:56.95	<b>01:09.27</b> 12 00:12.32	<b>01:21.48</b> 12 00:12.21	<b>01:33.25</b> 12 00:11.78	<b>01:44.61</b> 7 00:11.36	<b>01:56.94</b> 12 00:12.32	1'56"71	00:35.46	-2m38	
8	<b>TERRA DINA</b> M. BARZALONA	13	64,75 T3	00:11.71 T1	<b>00:56.62</b> 8 00:56.62	<b>01:08.79</b> 5 00:12.17	<b>01:20.88</b> 3 00:12.09	<b>01:32.82</b> 3 00:11.94	<b>01:44.70</b> 10 00:11.89	<b>01:58.02</b> 13 00:13.32	1'57"77	00:37.15	-3m60	
13	<b>TUREA</b> A. LEMAITRE	14	65,31 T1	00:11.45 T1	<b>00:56.46</b> 6 00:56.46	<b>01:08.88</b> 7 00:12.41	<b>01:21.19</b> 7 00:12.31	<b>01:33.19</b> 10 00:11.100	<b>01:45.49</b> 16 00:12.30	<b>01:58.74</b> 14 00:13.25	1'58"51	00:37.55	-9m39	
12	<b>SAKURA ZENSEN</b> G. BENOIST	15	68,42 T1	00:11.31 T1	<b>00:56.28</b> 3 00:56.28	<b>01:08.66</b> 4 00:12.38	<b>01:21.14</b> 6 00:12.48	<b>01:32.97</b> 5 00:11.83	<b>01:45.29</b> 14 00:12.32	<b>01:59.02</b> 15 00:13.73	1'58"74	00:37.88	-10m86	
9	<b>HERMIONA</b> I. MENDIZABAL	16	66,83 T1	00:11.40 T1	<b>00:56.30</b> 4 00:56.30	<b>01:08.63</b> 3 00:12.33	<b>01:20.98</b> 4 00:12.35	<b>01:33.03</b> 7 00:12.05	<b>01:45.35</b> 15 00:12.32	<b>01:59.68</b> 16 00:14.33	1'59"48	00:38.70	-9m16	

**Statistiques Tracking**  
**DEAUVILLE**  
**C8 - PRIX PETITE ETOILE - 1900m**  
**mardi 26 novembre 2019 - 15:00**

Cheval **GLANCE**  
 Jockey T. BACHELOT  
 Rang d'arrivée **1**  
 Temps de parcours **01:56.21**  
 Tronçon le plus rapide **00:11.30** (tronçon 400m - 200m)  
 Vitesse maximale **66,40** (tronçon 400m - 200m)  
 Vitesse moyenne **59,2**

**Données de tracking**

Tronçons de 200m	DEP 1800m	1800m 1600m	1600m 1400m	1400m 1200m	1200m 1000m	1000m 800m	800m 600m	600m 400m	400m 200m	200m ARR
<b>Temps de parcours</b>	<b>00:09.07</b>	<b>00:20.81</b>	<b>00:32.67</b>	<b>00:44.93</b>	<b>00:57.17</b>	<b>01:09.39</b>	<b>01:21.51</b>	<b>01:33.25</b>	<b>01:44.55</b>	<b>01:56.21</b>
Temps du tronçon	00:09.07	00:11.74	00:11.87	00:12.26	00:12.24	00:12.22	00:12.12	00:11.74	00:11.30	00:11.65
<b>Vitesse moyenne</b>	40,4	61,9	61	58,5	59,2	59,1	60	63	63,7	61,5

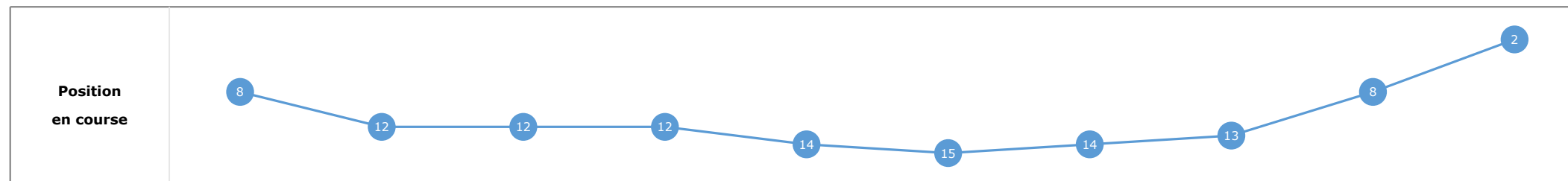
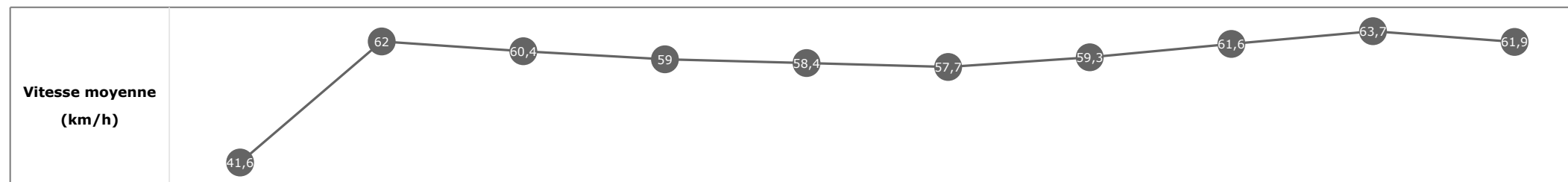


**Statistiques Tracking**  
**DEAUVILLE**  
**C8 - PRIX PETITE ETOILE - 1900m**  
**mardi 26 novembre 2019 - 15:00**

Cheval **GWENDOLA**  
 Jockey **M. GUYON**  
 Rang d'arrivée **2**  
 Temps de parcours **01:56.29**  
 Tronçon le plus rapide **00:11.30** (tronçon 400m - 200m)  
 Vitesse maximale **65,68** (tronçon 400m - 200m)  
 Vitesse moyenne **59**

**Données de tracking**

Tronçons de 200m	DEP 1800m	1800m 1600m	1600m 1400m	1400m 1200m	1200m 1000m	1000m 800m	800m 600m	600m 400m	400m 200m	200m ARR
<b>Temps de parcours</b>	<b>00:08.79</b>	<b>00:20.56</b>	<b>00:32.43</b>	<b>00:44.68</b>	<b>00:57.06</b>	<b>01:09.44</b>	<b>01:21.60</b>	<b>01:33.32</b>	<b>01:44.62</b>	<b>01:56.29</b>
Temps du tronçon	00:08.79	00:11.77	00:11.87	00:12.26	00:12.37	00:12.38	00:12.17	00:11.71	00:11.30	00:11.67
<b>Vitesse moyenne</b>	41,6	62	60,4	59	58,4	57,7	59,3	61,6	63,7	61,9

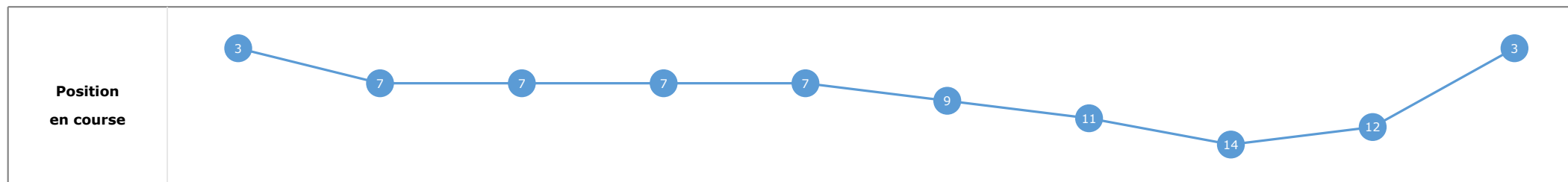
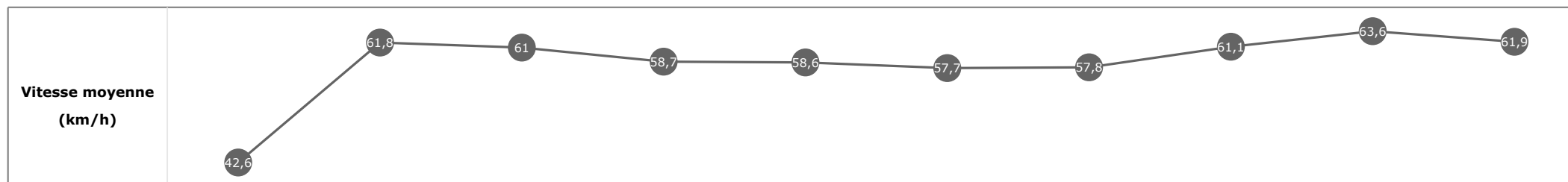


**Statistiques Tracking**  
**DEAUVILLE**  
**C8 - PRIX PETITE ETOILE - 1900m**  
**mardi 26 novembre 2019 - 15:00**

Cheval **BRASSICA**  
 Jockey **JB. EYQUEM**  
 Rang d'arrivée **3**  
 Temps de parcours **01:56.32**  
 Tronçon le plus rapide **00:11.37** (tronçon 400m - 200m)  
 Vitesse maximale **65,20** (tronçon 400m - 200m)  
 Vitesse moyenne **58,9**

**Données de tracking**

Tronçons de 200m	DEP 1800m	1800m 1600m	1600m 1400m	1400m 1200m	1200m 1000m	1000m 800m	800m 600m	600m 400m	400m 200m	200m ARR
<b>Temps de parcours</b>	<b>00:08.53</b>	<b>00:20.23</b>	<b>00:32.08</b>	<b>00:44.37</b>	<b>00:56.61</b>	<b>01:09.04</b>	<b>01:21.45</b>	<b>01:33.39</b>	<b>01:44.75</b>	<b>01:56.32</b>
Temps du tronçon	00:08.53	00:11.71	00:11.85	00:12.29	00:12.25	00:12.42	00:12.41	00:11.94	00:11.37	00:11.57
<b>Vitesse moyenne</b>	42,6	61,8	61	58,7	58,6	57,7	57,8	61,1	63,6	61,9

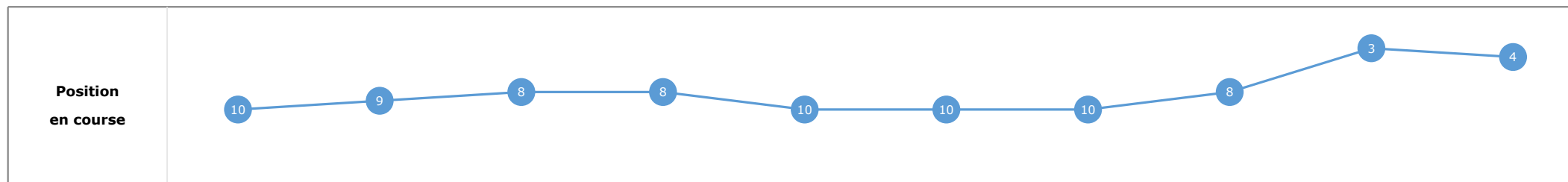
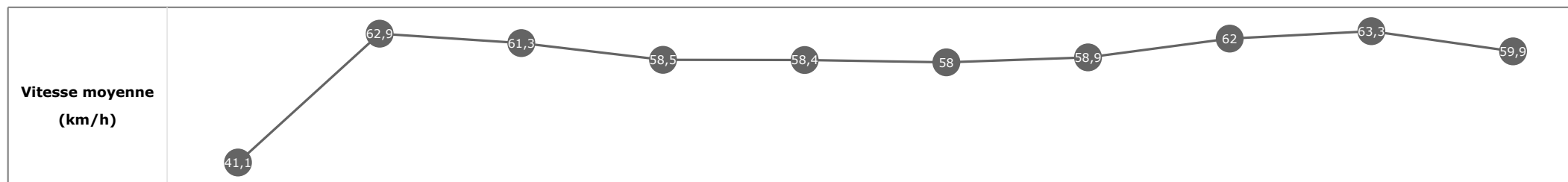


**Statistiques Tracking**  
**DEAUVILLE**  
**C8 - PRIX PETITE ETOILE - 1900m**  
**mardi 26 novembre 2019 - 15:00**

Cheval **NUALA**  
 Jockey **PC. BOUDOT**  
 Rang d'arrivée **4**  
 Temps de parcours **01:56.42**  
 Tronçon le plus rapide **00:11.34** (tronçon 400m - 200m)  
 Vitesse maximale **66,15** (tronçon 400m - 200m)  
 Vitesse moyenne **58,8**

**Données de tracking**

Tronçons de 200m	DEP 1800m	1800m 1600m	1600m 1400m	1400m 1200m	1200m 1000m	1000m 800m	800m 600m	600m 400m	400m 200m	200m ARR
<b>Temps de parcours</b>	<b>00:08.84</b>	<b>00:20.38</b>	<b>00:32.15</b>	<b>00:44.41</b>	<b>00:56.77</b>	<b>01:09.12</b>	<b>01:21.34</b>	<b>01:33.07</b>	<b>01:44.41</b>	<b>01:56.42</b>
Temps du tronçon	00:08.84	00:11.54	00:11.78	00:12.26	00:12.36	00:12.35	00:12.22	00:11.73	00:11.34	00:12.02
<b>Vitesse moyenne</b>	41,1	62,9	61,3	58,5	58,4	58	58,9	62	63,3	59,9

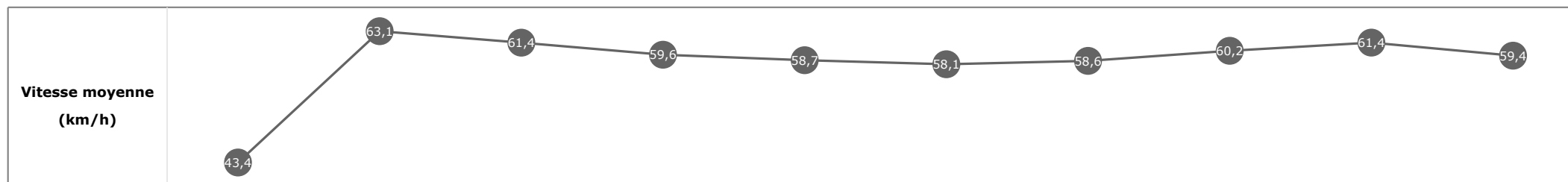


**Statistiques Tracking**  
**DEAUVILLE**  
**C8 - PRIX PETITE ETOILE - 1900m**  
**mardi 26 novembre 2019 - 15:00**

Cheval **RIDAA**  
 Jockey V. CHEMINAUD  
 Rang d'arrivée **5**  
 Temps de parcours **01:56.45**  
 Tronçon le plus rapide **00:11.44** (tronçon 1800m - 1600m)  
 Vitesse maximale **64,94** (tronçon 1800m - 1600m)  
 Vitesse moyenne **58,8**

**Données de tracking**

Tronçons de 200m	DEP 1800m	1800m 1600m	1600m 1400m	1400m 1200m	1200m 1000m	1000m 800m	800m 600m	600m 400m	400m 200m	200m ARR
<b>Temps de parcours</b>	<b>00:08.40</b>	<b>00:19.84</b>	<b>00:31.61</b>	<b>00:43.76</b>	<b>00:55.99</b>	<b>01:08.38</b>	<b>01:20.68</b>	<b>01:32.61</b>	<b>01:44.33</b>	<b>01:56.45</b>
Temps du tronçon	00:08.40	00:11.44	00:11.77	00:12.15	00:12.23	00:12.39	00:12.29	00:11.94	00:11.72	00:12.11
<b>Vitesse moyenne</b>	43,4	63,1	61,4	59,6	58,7	58,1	58,6	60,2	61,4	59,4

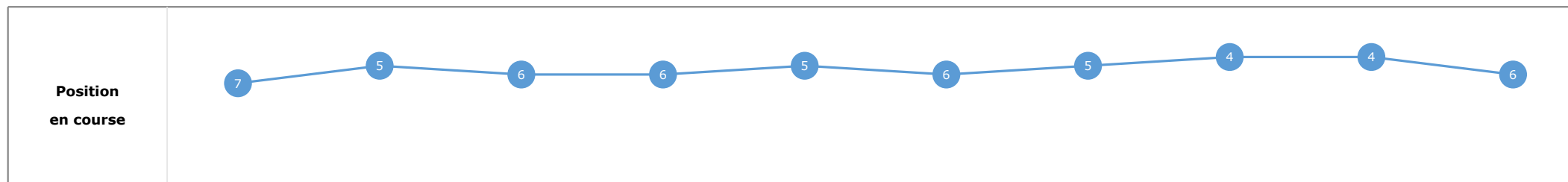
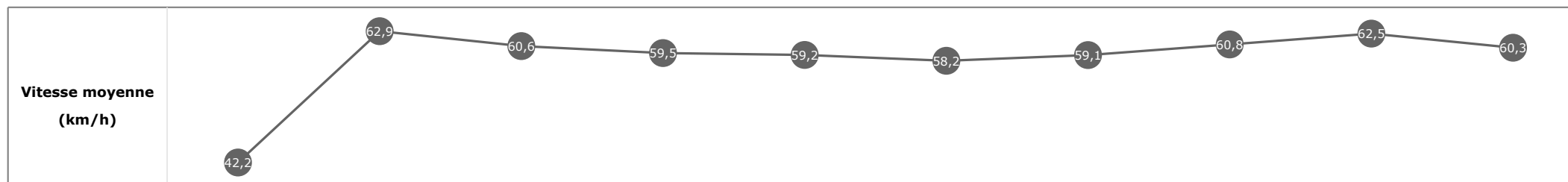


**Statistiques Tracking**  
**DEAUVILLE**  
**C8 - PRIX PETITE ETOILE - 1900m**  
**mardi 26 novembre 2019 - 15:00**

Cheval **QAMKA**  
 Jockey **T. PICCONE**  
 Rang d'arrivée **6**  
 Temps de parcours **01:56.47**  
 Tronçon le plus rapide **00:11.46** (tronçon 1800m - 1600m)  
 Vitesse maximale **66,74** (tronçon 1800m - 1600m)  
 Vitesse moyenne **59**

**Données de tracking**

Tronçons de 200m	DEP 1800m	1800m 1600m	1600m 1400m	1400m 1200m	1200m 1000m	1000m 800m	800m 600m	600m 400m	400m 200m	200m ARR
<b>Temps de parcours</b>	<b>00:08.67</b>	<b>00:20.13</b>	<b>00:32.05</b>	<b>00:44.21</b>	<b>00:56.45</b>	<b>01:08.80</b>	<b>01:21.06</b>	<b>01:32.94</b>	<b>01:44.45</b>	<b>01:56.47</b>
Temps du tronçon	00:08.67	00:11.46	00:11.91	00:12.16	00:12.25	00:12.35	00:12.26	00:11.88	00:11.51	00:12.02
<b>Vitesse moyenne</b>	42,2	62,9	60,6	59,5	59,2	58,2	59,1	60,8	62,5	60,3

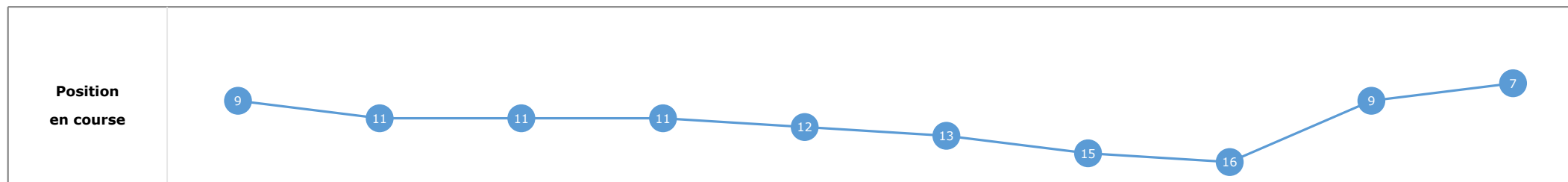
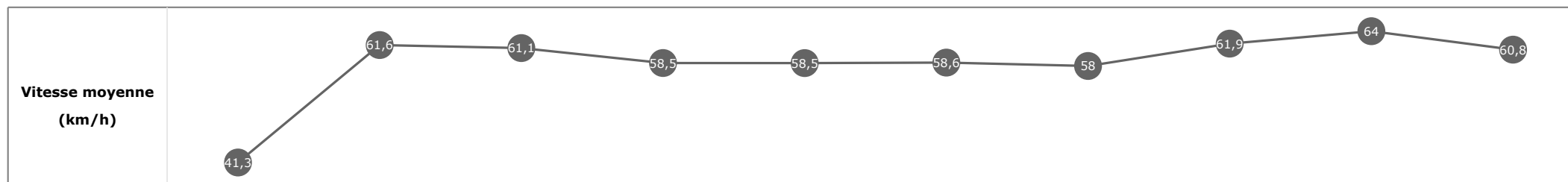


**Statistiques Tracking**  
**DEAUVILLE**  
**C8 - PRIX PETITE ETOILE - 1900m**  
**mardi 26 novembre 2019 - 15:00**

Cheval **EBONY**  
 Jockey **C. DEMURO**  
 Rang d'arrivée **7**  
 Temps de parcours **01:56.57**  
 Tronçon le plus rapide **00:11.28** (tronçon 400m - 200m)  
 Vitesse maximale **66,29** (tronçon 600m - 400m)  
 Vitesse moyenne **58,9**

**Données de tracking**

Tronçons de 200m	DEP 1800m	1800m 1600m	1600m 1400m	1400m 1200m	1200m 1000m	1000m 800m	800m 600m	600m 400m	400m 200m	200m ARR
<b>Temps de parcours</b>	<b>00:08.82</b>	<b>00:20.54</b>	<b>00:32.37</b>	<b>00:44.63</b>	<b>00:56.93</b>	<b>01:09.27</b>	<b>01:21.63</b>	<b>01:33.43</b>	<b>01:44.70</b>	<b>01:56.57</b>
Temps du tronçon	00:08.82	00:11.72	00:11.83	00:12.26	00:12.31	00:12.34	00:12.36	00:11.80	00:11.28	00:11.87
<b>Vitesse moyenne</b>	41,3	61,6	61,1	58,5	58,5	58,6	58	61,9	64	60,8



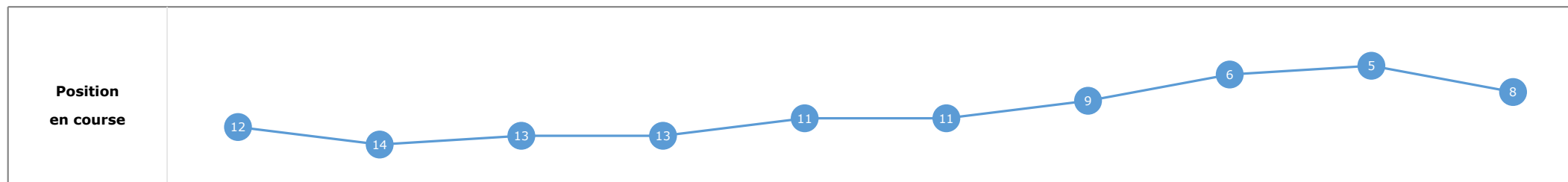
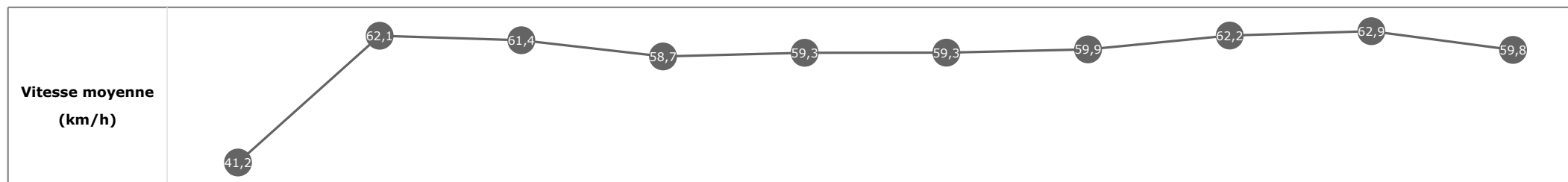


**Statistiques Tracking**  
**DEAUVILLE**  
**C8 - PRIX PETITE ETOILE - 1900m**  
**mardi 26 novembre 2019 - 15:00**

Cheval **FREEDOM RISING**  
 Jockey **A. VAN DEN TROOST**  
 Rang d'arrivée **8**  
 Temps de parcours **01:56.58**  
 Tronçon le plus rapide **00:11.48** (tronçon 400m - 200m)  
 Vitesse maximale **65,42** (tronçon 1800m - 1600m)  
 Vitesse moyenne **59,1**

**Données de tracking**

Tronçons de 200m	DEP 1800m	1800m 1600m	1600m 1400m	1400m 1200m	1200m 1000m	1000m 800m	800m 600m	600m 400m	400m 200m	200m ARR
<b>Temps de parcours</b>	<b>00:08.88</b>	<b>00:20.65</b>	<b>00:32.47</b>	<b>00:44.71</b>	<b>00:56.89</b>	<b>01:09.15</b>	<b>01:21.28</b>	<b>01:33.03</b>	<b>01:44.50</b>	<b>01:56.58</b>
Temps du tronçon	00:08.88	00:11.77	00:11.82	00:12.24	00:12.19	00:12.26	00:12.13	00:11.75	00:11.48	00:12.08
<b>Vitesse moyenne</b>	41,2	62,1	61,4	58,7	59,3	59,3	59,9	62,2	62,9	59,8


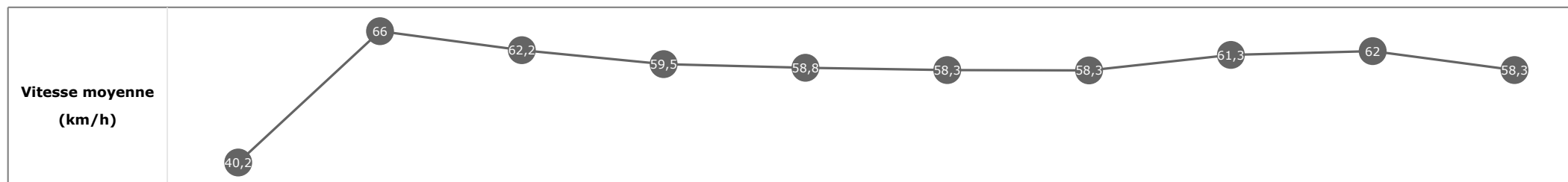


**Statistiques Tracking**  
**DEAUVILLE**  
**C8 - PRIX PETITE ETOILE - 1900m**  
**mardi 26 novembre 2019 - 15:00**

Cheval **ARDIENTE**  
 Jockey **A. HAMELIN**  
 Rang d'arrivée **9**  
 Temps de parcours **01:56.58**  
 Tronçon le plus rapide **00:11.14** (tronçon 1800m - 1600m)  
 Vitesse maximale **68,07** (tronçon 1800m - 1600m)  
 Vitesse moyenne **58,9**

**Données de tracking**

Tronçons de 200m	DEP 1800m	1800m 1600m	1600m 1400m	1400m 1200m	1200m 1000m	1000m 800m	800m 600m	600m 400m	400m 200m	200m ARR
<b>Temps de parcours</b>	<b>00:09.03</b>	<b>00:20.17</b>	<b>00:31.81</b>	<b>00:43.91</b>	<b>00:56.14</b>	<b>01:08.51</b>	<b>01:20.83</b>	<b>01:32.65</b>	<b>01:44.26</b>	<b>01:56.58</b>
Temps du tronçon	00:09.03	00:11.14	00:11.63	00:12.11	00:12.23	00:12.37	00:12.32	00:11.83	00:11.61	00:12.32
<b>Vitesse moyenne</b>	40,2	66	62,2	59,5	58,8	58,3	58,3	61,3	62	58,3

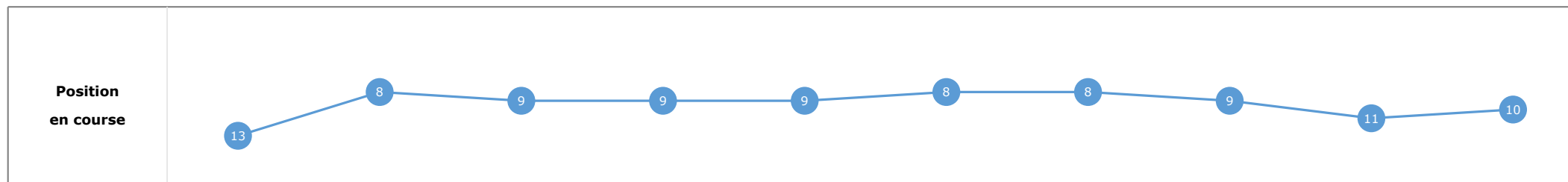


**Statistiques Tracking**  
**DEAUVILLE**  
**C8 - PRIX PETITE ETOILE - 1900m**  
**mardi 26 novembre 2019 - 15:00**

Cheval **GHARABEEL**  
 Jockey **FX. BERTRAS**  
 Rang d'arrivée **10**  
 Temps de parcours **01:56.81**  
 Tronçon le plus rapide **00:11.42** (tronçon 1800m - 1600m)  
 Vitesse maximale **66,37** (tronçon 1800m - 1600m)  
 Vitesse moyenne **58,8**

**Données de tracking**

Tronçons de 200m	DEP 1800m	1800m 1600m	1600m 1400m	1400m 1200m	1200m 1000m	1000m 800m	800m 600m	600m 400m	400m 200m	200m ARR
<b>Temps de parcours</b>	<b>00:08.91</b>	<b>00:20.33</b>	<b>00:32.29</b>	<b>00:44.46</b>	<b>00:56.67</b>	<b>01:08.96</b>	<b>01:21.25</b>	<b>01:33.11</b>	<b>01:44.72</b>	<b>01:56.81</b>
Temps du tronçon	00:08.91	00:11.42	00:11.95	00:12.17	00:12.21	00:12.29	00:12.29	00:11.86	00:11.61	00:12.09
<b>Vitesse moyenne</b>	40,9	63,4	60,8	59,4	59	58,7	58,5	61,7	62	59,6

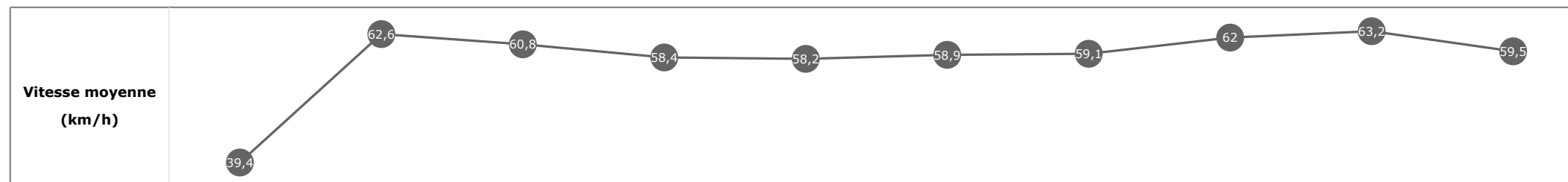


**Statistiques Tracking**  
**DEAUVILLE**  
**C8 - PRIX PETITE ETOILE - 1900m**  
**mardi 26 novembre 2019 - 15:00**

Cheval **ABABEEL**  
 Jockey **S. PASQUIER**  
 Rang d'arrivée **11**  
 Temps de parcours **01:56.90**  
 Tronçon le plus rapide **00:11.40** (tronçon 400m - 200m)  
 Vitesse maximale **65,74** (tronçon 400m - 200m)  
 Vitesse moyenne **58,6**

**Données de tracking**

Tronçons de 200m	DEP 1800m	1800m 1600m	1600m 1400m	1400m 1200m	1200m 1000m	1000m 800m	800m 600m	600m 400m	400m 200m	200m ARR
<b>Temps de parcours</b>	<b>00:09.29</b>	<b>00:20.86</b>	<b>00:32.67</b>	<b>00:44.94</b>	<b>00:57.33</b>	<b>01:09.59</b>	<b>01:21.79</b>	<b>01:33.40</b>	<b>01:44.80</b>	<b>01:56.90</b>
Temps du tronçon	00:09.29	00:11.57	00:11.81	00:12.27	00:12.39	00:12.26	00:12.20	00:11.61	00:11.40	00:12.10
<b>Vitesse moyenne</b>	39,4	62,6	60,8	58,4	58,2	58,9	59,1	62	63,2	59,5

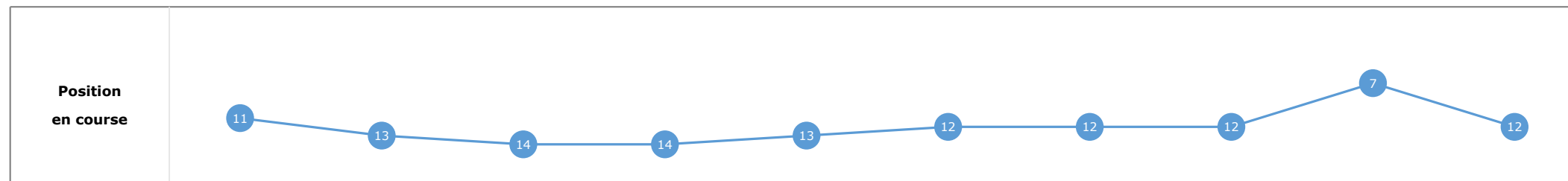
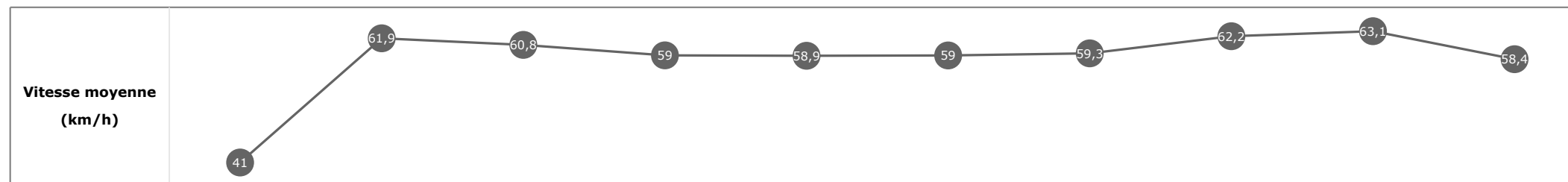


**Statistiques Tracking**  
**DEAUVILLE**  
**C8 - PRIX PETITE ETOILE - 1900m**  
**mardi 26 novembre 2019 - 15:00**

Cheval **OKARINA DREAM**  
 Jockey **E. HARDOUIN**  
 Rang d'arrivée **12**  
 Temps de parcours **01:56.94**  
 Tronçon le plus rapide **00:11.36** (tronçon 400m - 200m)  
 Vitesse maximale **65,92** (tronçon 400m - 200m)  
 Vitesse moyenne **58,8**

**Données de tracking**

Tronçons de 200m	DEP 1800m	1800m 1600m	1600m 1400m	1400m 1200m	1200m 1000m	1000m 800m	800m 600m	600m 400m	400m 200m	200m ARR
<b>Temps de parcours</b>	<b>00:08.84</b>	<b>00:20.61</b>	<b>00:32.52</b>	<b>00:44.73</b>	<b>00:56.95</b>	<b>01:09.27</b>	<b>01:21.48</b>	<b>01:33.25</b>	<b>01:44.61</b>	<b>01:56.94</b>
Temps du tronçon	00:08.84	00:11.77	00:11.91	00:12.21	00:12.22	00:12.32	00:12.21	00:11.78	00:11.36	00:12.32
<b>Vitesse moyenne</b>	41	61,9	60,8	59	58,9	59	59,3	62,2	63,1	58,4

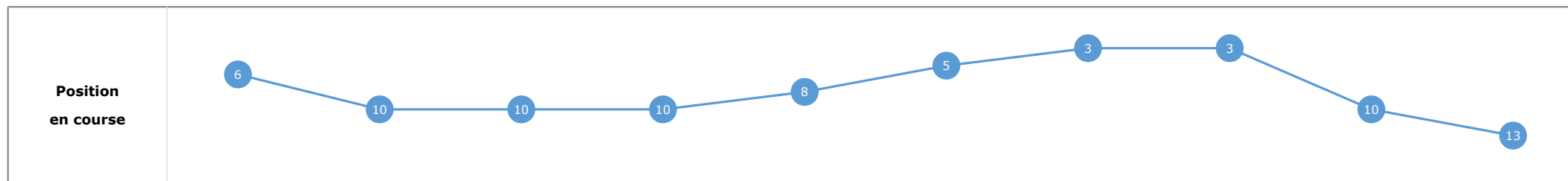
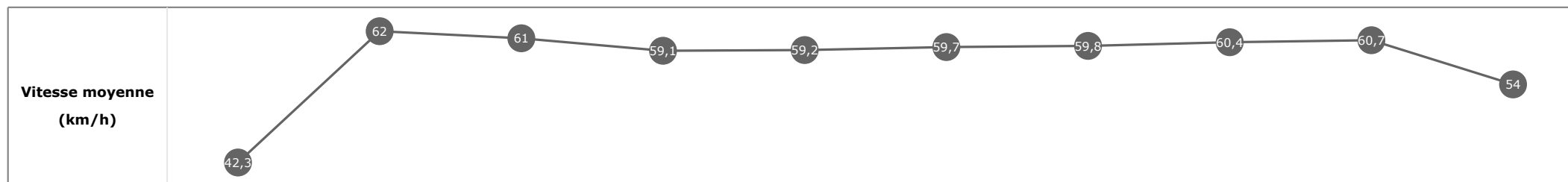


**Statistiques Tracking**  
**DEAUVILLE**  
**C8 - PRIX PETITE ETOILE - 1900m**  
**mardi 26 novembre 2019 - 15:00**

Cheval **TERRA DINA**  
 Jockey **M. BARZALONA**  
 Rang d'arrivée **13**  
 Temps de parcours **01:58.02**  
 Tronçon le plus rapide **00:11.71** (tronçon 1800m - 1600m)  
 Vitesse maximale **64,75** (tronçon 800m - 600m)  
 Vitesse moyenne **58,2**

**Données de tracking**

Tronçons de 200m	DEP 1800m	1800m 1600m	1600m 1400m	1400m 1200m	1200m 1000m	1000m 800m	800m 600m	600m 400m	400m 200m	200m ARR
<b>Temps de parcours</b>	<b>00:08.67</b>	<b>00:20.38</b>	<b>00:32.29</b>	<b>00:44.48</b>	<b>00:56.62</b>	<b>01:08.79</b>	<b>01:20.88</b>	<b>01:32.82</b>	<b>01:44.70</b>	<b>01:58.02</b>
Temps du tronçon	00:08.67	00:11.71	00:11.91	00:12.20	00:12.14	00:12.17	00:12.09	00:11.94	00:11.89	00:13.32
<b>Vitesse moyenne</b>	42,3	62	61	59,1	59,2	59,7	59,8	60,4	60,7	54


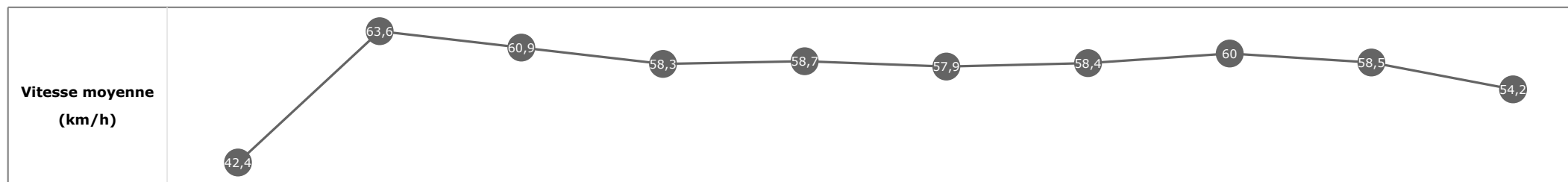


**Statistiques Tracking**  
**DEAUVILLE**  
**C8 - PRIX PETITE ETOILE - 1900m**  
**mardi 26 novembre 2019 - 15:00**

Cheval **TUREA**  
 Jockey **A. LEMAITRE**  
 Rang d'arrivée **14**  
 Temps de parcours **01:58.74**  
 Tronçon le plus rapide **00:11.45** (tronçon 1800m - 1600m)  
 Vitesse maximale **65,31** (tronçon 1800m - 1600m)  
 Vitesse moyenne **57,7**

**Données de tracking**

Tronçons de 200m	DEP 1800m	1800m 1600m	1600m 1400m	1400m 1200m	1200m 1000m	1000m 800m	800m 600m	600m 400m	400m 200m	200m ARR
<b>Temps de parcours</b>	<b>00:08.55</b>	<b>00:19.100</b>	<b>00:31.86</b>	<b>00:44.18</b>	<b>00:56.46</b>	<b>01:08.88</b>	<b>01:21.19</b>	<b>01:33.19</b>	<b>01:45.49</b>	<b>01:58.74</b>
Temps du tronçon	00:08.55	00:11.45	00:11.86	00:12.33	00:12.28	00:12.41	00:12.31	00:11.100	00:12.30	00:13.25
<b>Vitesse moyenne</b>	42,4	63,6	60,9	58,3	58,7	57,9	58,4	60	58,5	54,2

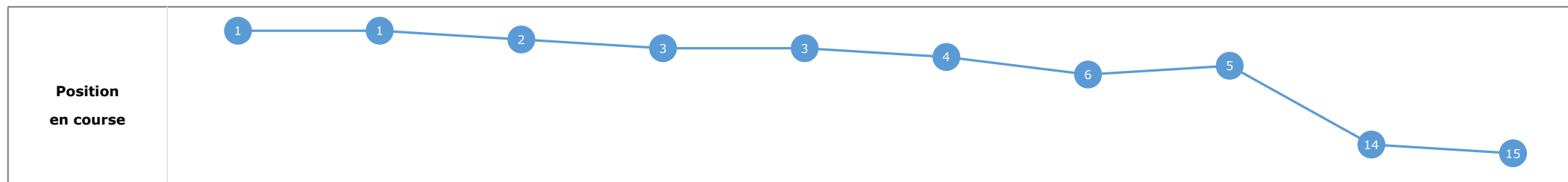
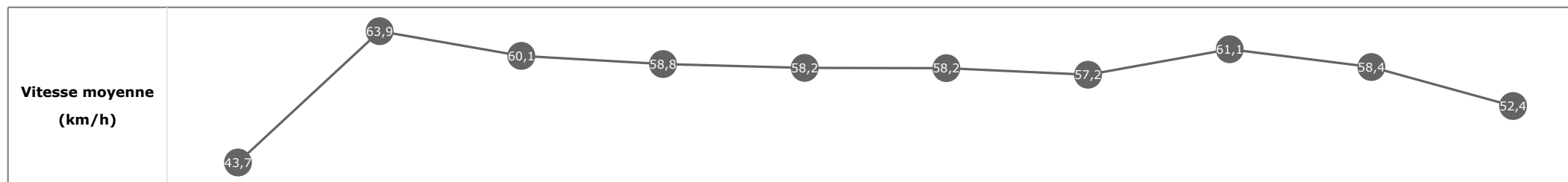


**Statistiques Tracking**  
**DEAUVILLE**  
**C8 - PRIX PETITE ETOILE - 1900m**  
**mardi 26 novembre 2019 - 15:00**

Cheval **SAKURA ZENSEN**  
 Jockey **G. BENOIST**  
 Rang d'arrivée **15**  
 Temps de parcours **01:59.02**  
 Tronçon le plus rapide **00:11.31** (tronçon 1800m - 1600m)  
 Vitesse maximale **68,42** (tronçon 1800m - 1600m)  
 Vitesse moyenne **57,5**

**Données de tracking**

Tronçons de 200m	DEP 1800m	1800m 1600m	1600m 1400m	1400m 1200m	1200m 1000m	1000m 800m	800m 600m	600m 400m	400m 200m	200m ARR
<b>Temps de parcours</b>	<b>00:08.38</b>	<b>00:19.70</b>	<b>00:31.69</b>	<b>00:43.96</b>	<b>00:56.28</b>	<b>01:08.66</b>	<b>01:21.14</b>	<b>01:32.97</b>	<b>01:45.29</b>	<b>01:59.02</b>
Temps du tronçon	00:08.38	00:11.31	00:11.99	00:12.27	00:12.32	00:12.38	00:12.48	00:11.83	00:12.32	00:13.73
<b>Vitesse moyenne</b>	43,7	63,9	60,1	58,8	58,2	58,2	57,2	61,1	58,4	52,4





**Statistiques Tracking**  
**DEAUVILLE**  
**C8 - PRIX PETITE ETOILE - 1900m**  
**mardi 26 novembre 2019 - 15:00**

Cheval **HERMIONA**  
 Jockey **I. MENDIZABAL**  
 Rang d'arrivée **16**  
 Temps de parcours **01:59.68**  
 Tronçon le plus rapide **00:11.40** (tronçon 1800m - 1600m)  
 Vitesse maximale **66,83** (tronçon 1800m - 1600m)  
 Vitesse moyenne **57,2**

**Données de tracking**

Tronçons de 200m	DEP 1800m	1800m 1600m	1600m 1400m	1400m 1200m	1200m 1000m	1000m 800m	800m 600m	600m 400m	400m 200m	200m ARR
<b>Temps de parcours</b>	<b>00:08.61</b>	<b>00:20.01</b>	<b>00:31.92</b>	<b>00:43.99</b>	<b>00:56.30</b>	<b>01:08.63</b>	<b>01:20.98</b>	<b>01:33.03</b>	<b>01:45.35</b>	<b>01:59.68</b>
Temps du tronçon	00:08.61	00:11.40	00:11.91	00:12.07	00:12.31	00:12.33	00:12.35	00:12.05	00:12.32	00:14.33
<b>Vitesse moyenne</b>	42,3	63,3	60,4	59,9	58,4	58,4	58,5	59,6	58,8	50,2

