

**Statistiques Tracking**  
**DEAUVILLE**  
**C2 - PRIX PRIOLO - 1500m**  
**samedi 11 janvier 2020 - 12:22**

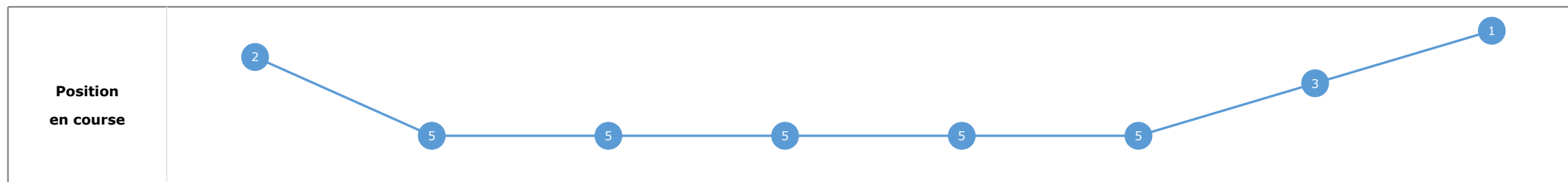
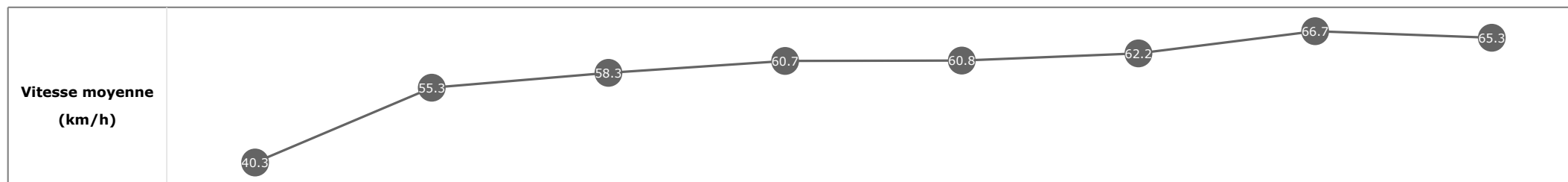
Partant (corde)	Cheval	Arrivée officielle	Tronçons de 200m Temps passage en tête Durée du tronçon		DEP - 1000m	1000m - 800m	800m - 600m	600m - 400m	400m - 200m	200m - ARR	Temps officiel	Derniers 600m	Parcouru vs. 1er
			Vitesse Max	200m les plus rapides	00:31.02 00:31.02	00:43.03 00:12.01	00:54.86 00:11.82	01:06.56 00:11.70	01:17.75 00:11.18	01:28.87 00:11.11			
<b>1</b> (5)	<b>GRIEGOS</b> G. GUEDJ-GAY	1	70.09 T5	00:10.80 T5	<b>00:31.74</b> 5 00:31.74	<b>00:43.68</b> 5 00:11.94	<b>00:55.50</b> 5 00:11.82	<b>01:07.10</b> 5 00:11.59	<b>01:17.90</b> 3 00:10.80	<b>01:28.87</b> 00:10.96	1'28"80	00:33.36	
<b>6</b> (6)	<b>LINDY LOU</b> T. SPEICHER	2	70.74 T5	00:10.57 T5	<b>00:32.01</b> 6 00:32.01	<b>00:43.94</b> 6 00:11.92	<b>00:55.73</b> 6 00:11.79	<b>01:07.30</b> 6 00:11.57	<b>01:17.87</b> 2 00:10.57	<b>01:29.04</b> 00:11.16	1'28"94	00:33.30	0.66
<b>2</b> (1)	<b>RIO DEL JACK</b> T. BACHELOT	3	67.82 T5	00:11.12 T5	<b>00:31.33</b> 3 00:31.33	<b>00:43.32</b> 3 00:11.98	<b>00:55.17</b> 3 00:11.85	<b>01:06.77</b> 3 00:11.60	<b>01:17.90</b> 4 00:11.12	<b>01:29.22</b> 00:11.32	1'29"12	00:34.05	0.18
<b>5</b> (4)	<b>CAFE SAIGON</b> M. GUYON	4	67.32 T5	00:11.05 T5	<b>00:31.49</b> 4 00:31.49	<b>00:43.46</b> 4 00:11.97	<b>00:55.31</b> 4 00:11.84	<b>01:06.91</b> 4 00:11.60	<b>01:17.97</b> 5 00:11.05	<b>01:29.46</b> 00:11.48	1'29"39	00:34.14	1.22
<b>3</b> (2)	<b>DUTCH CHOP</b> A. POUCHIN	5	67.28 T6	00:11.18 T5	<b>00:31.02</b> 1 00:31.02	<b>00:43.03</b> 1 00:12.01	<b>00:54.86</b> 1 00:11.82	<b>01:06.56</b> 1 00:11.70	<b>01:17.75</b> 1 00:11.18	<b>01:29.60</b> 00:11.85	1'29"41	00:34.74	0.49
<b>4</b> (3)	<b>STAR DRACK</b> F. BLONDEL	6	65.95 T5	00:11.33 T5	<b>00:31.18</b> 2 00:31.18	<b>00:43.17</b> 2 00:11.99	<b>00:55.02</b> 2 00:11.84	<b>01:06.70</b> 2 00:11.68	<b>01:18.04</b> 6 00:11.33	<b>01:30.16</b> 00:12.12	1'30"03	00:35.14	0.14

**Statistiques Tracking**  
**DEAUVILLE**  
**C2 - PRIX PRIOLO - 1500m**  
**samedi 11 janvier 2020 - 12:22**

Cheval **GRIEGOS**  
 Jockey G. GUEDJ-GAY  
 Rang d'arrivée **1**  
 Temps de parcours **01:28.87**  
 Tronçon le plus rapide **00:10.80** (tronçon 400m - 200m)  
 Vitesse maximale **70.09** (tronçon 400m - 200m)  
 Vitesse moyenne **59.5**

**Données de tracking**

Tronçons de 200m	DEP 1400m	1400m 1200m	1200m 1000m	1000m 800m	800m 600m	600m 400m	400m 200m	200m ARR
<b>Temps de parcours</b>	<b>00:06.33</b>	<b>00:19.39</b>	<b>00:31.74</b>	<b>00:43.68</b>	<b>00:55.50</b>	<b>01:07.10</b>	<b>01:17.90</b>	<b>01:28.87</b>
Temps du tronçon	00:06.15	00:13.06	00:12.34	00:11.94	00:11.82	00:11.59	00:10.80	00:10.96
<b>Vitesse moyenne</b>	40.3	55.3	58.3	60.7	60.8	62.2	66.7	65.3


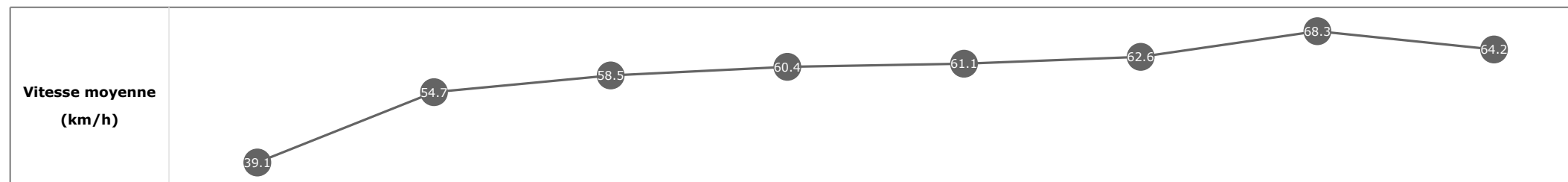


**Statistiques Tracking**  
**DEAUVILLE**  
**C2 - PRIX PRIOLO - 1500m**  
**samedi 11 janvier 2020 - 12:22**

Cheval **LINDY LOU**  
 Jockey T. SPEICHER  
 Rang d'arrivée **2**  
 Temps de parcours **01:29.04**  
 Tronçon le plus rapide **00:10.57** (tronçon 400m - 200m)  
 Vitesse maximale **70.74** (tronçon 400m - 200m)  
 Vitesse moyenne **59.5**

**Données de tracking**

Tronçons de 200m	DEP 1400m	1400m 1200m	1200m 1000m	1000m 800m	800m 600m	600m 400m	400m 200m	200m ARR
<b>Temps de parcours</b>	<b>00:06.46</b>	<b>00:19.65</b>	<b>00:32.01</b>	<b>00:43.94</b>	<b>00:55.73</b>	<b>01:07.30</b>	<b>01:17.87</b>	<b>01:29.04</b>
Temps du tronçon	00:06.28	00:13.18	00:12.36	00:11.92	00:11.79	00:11.57	00:10.57	00:11.16
<b>Vitesse moyenne</b>	39.1	54.7	58.5	60.4	61.1	62.6	68.3	64.2

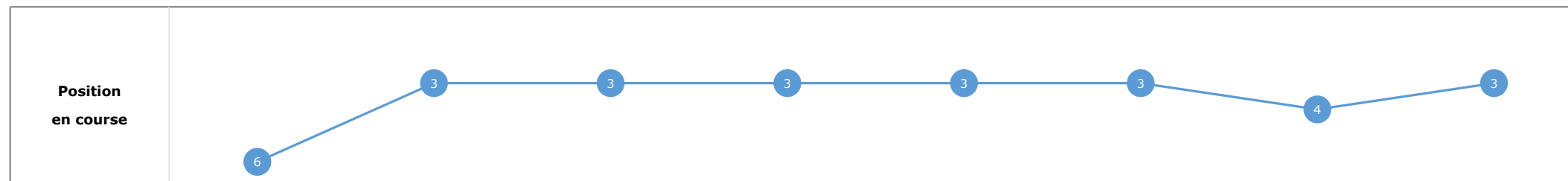
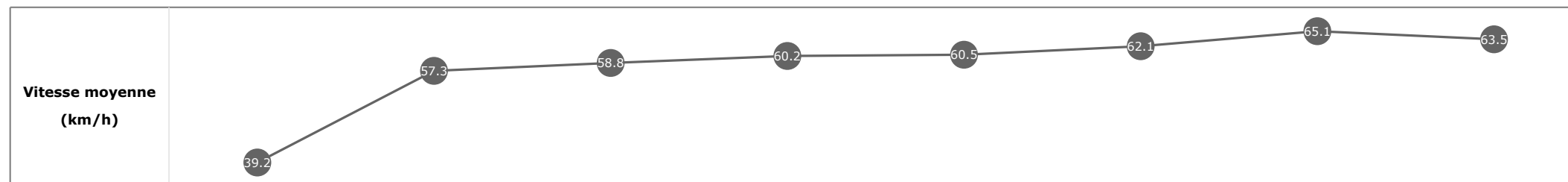


**Statistiques Tracking**  
**DEAUVILLE**  
**C2 - PRIX PRIOLO - 1500m**  
**samedi 11 janvier 2020 - 12:22**

Cheval **RIO DEL JACK**  
 Jockey T. BACHELOT  
 Rang d'arrivée **3**  
 Temps de parcours **01:29.22**  
 Tronçon le plus rapide **00:11.12** (tronçon 400m - 200m)  
 Vitesse maximale **67.82** (tronçon 400m - 200m)  
 Vitesse moyenne **59.3**

**Données de tracking**

Tronçons de 200m	DEP 1400m	1400m 1200m	1200m 1000m	1000m 800m	800m 600m	600m 400m	400m 200m	200m ARR
<b>Temps de parcours</b>	<b>00:06.47</b>	<b>00:19.06</b>	<b>00:31.33</b>	<b>00:43.32</b>	<b>00:55.17</b>	<b>01:06.77</b>	<b>01:17.90</b>	<b>01:29.22</b>
Temps du tronçon	00:06.29	00:12.59	00:12.27	00:11.98	00:11.85	00:11.60	00:11.12	00:11.32
<b>Vitesse moyenne</b>	39.2	57.3	58.8	60.2	60.5	62.1	65.1	63.5

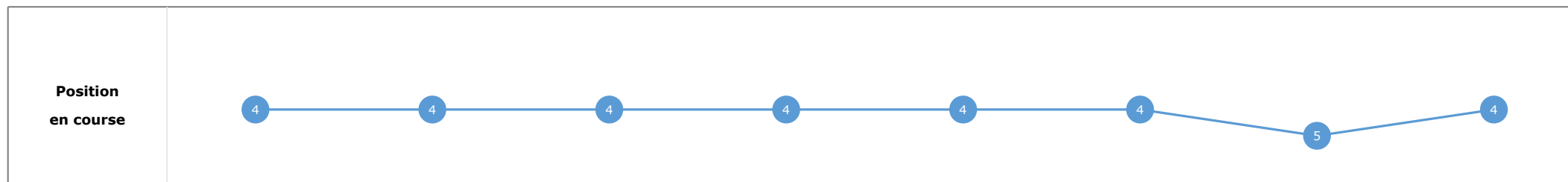
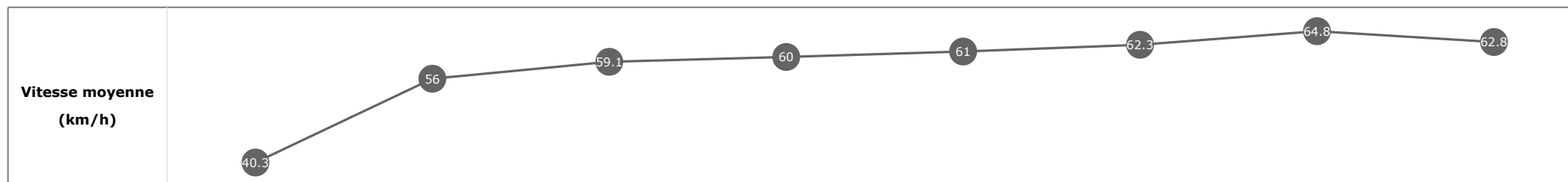


**Statistiques Tracking**  
**DEAUVILLE**  
**C2 - PRIX PRIOLO - 1500m**  
**samedi 11 janvier 2020 - 12:22**

Cheval **CAFE SAIGON**  
 Jockey **M. GUYON**  
 Rang d'arrivée **4**  
 Temps de parcours **01:29.46**  
 Tronçon le plus rapide **00:11.05** (tronçon 400m - 200m)  
 Vitesse maximale **67.32** (tronçon 400m - 200m)  
 Vitesse moyenne **59.2**

**Données de tracking**

Tronçons de 200m	DEP 1400m	1400m 1200m	1200m 1000m	1000m 800m	800m 600m	600m 400m	400m 200m	200m ARR
<b>Temps de parcours</b>	<b>00:06.38</b>	<b>00:19.23</b>	<b>00:31.49</b>	<b>00:43.46</b>	<b>00:55.31</b>	<b>01:06.91</b>	<b>01:17.97</b>	<b>01:29.46</b>
Temps du tronçon	00:06.20	00:12.84	00:12.26	00:11.97	00:11.84	00:11.60	00:11.05	00:11.48
<b>Vitesse moyenne</b>	40.3	56	59.1	60	61	62.3	64.8	62.8


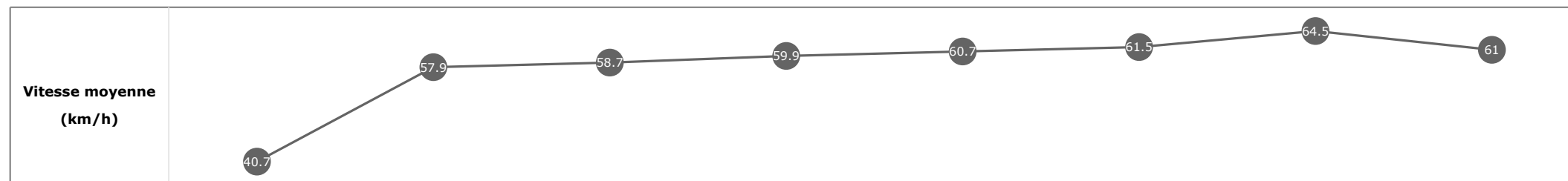


**Statistiques Tracking**  
**DEAUVILLE**  
**C2 - PRIX PRIOLO - 1500m**  
**samedi 11 janvier 2020 - 12:22**

Cheval **DUTCH CHOP**  
 Jockey **A. POUCHIN**  
 Rang d'arrivée **5**  
 Temps de parcours **01:29.60**  
 Tronçon le plus rapide **00:11.18** (tronçon 400m - 200m)  
 Vitesse maximale **67.28** (tronçon 200m - ARR)  
 Vitesse moyenne **59.1**

**Données de tracking**

Tronçons de 200m	DEP 1400m	1400m 1200m	1200m 1000m	1000m 800m	800m 600m	600m 400m	400m 200m	200m ARR
<b>Temps de parcours</b>	<b>00:06.30</b>	<b>00:18.78</b>	<b>00:31.02</b>	<b>00:43.03</b>	<b>00:54.86</b>	<b>01:06.56</b>	<b>01:17.75</b>	<b>01:29.60</b>
Temps du tronçon	00:06.12	00:12.48	00:12.24	00:12.01	00:11.82	00:11.70	00:11.18	00:11.85
<b>Vitesse moyenne</b>	40.7	57.9	58.7	59.9	60.7	61.5	64.5	61



**Statistiques Tracking**  
**DEAUVILLE**  
**C2 - PRIX PRIOLO - 1500m**  
**samedi 11 janvier 2020 - 12:22**

Cheval **STAR DRACK**  
 Jockey **F. BLONDEL**  
 Rang d'arrivée **6**  
 Temps de parcours **01:30.16**  
 Tronçon le plus rapide **00:11.33** (tronçon 400m - 200m)  
 Vitesse maximale **65.95** (tronçon 400m - 200m)  
 Vitesse moyenne **58.7**

**Données de tracking**

Tronçons de 200m	DEP 1400m	1400m 1200m	1200m 1000m	1000m 800m	800m 600m	600m 400m	400m 200m	200m ARR
<b>Temps de parcours</b>	<b>00:06.33</b>	<b>00:18.96</b>	<b>00:31.18</b>	<b>00:43.17</b>	<b>00:55.02</b>	<b>01:06.70</b>	<b>01:18.04</b>	<b>01:30.16</b>
Temps du tronçon	00:06.15	00:12.62	00:12.22	00:11.99	00:11.84	00:11.68	00:11.33	00:12.12
<b>Vitesse moyenne</b>	40.3	57	59.4	59.8	61	61.7	63.3	59.3

