

**Statistiques Tracking**  
**CHANTILLY**  
**C5 - PRIX DE LA MARE DES SOTS - 2100m**  
**jeudi 30 janvier 2020 - 13:28**

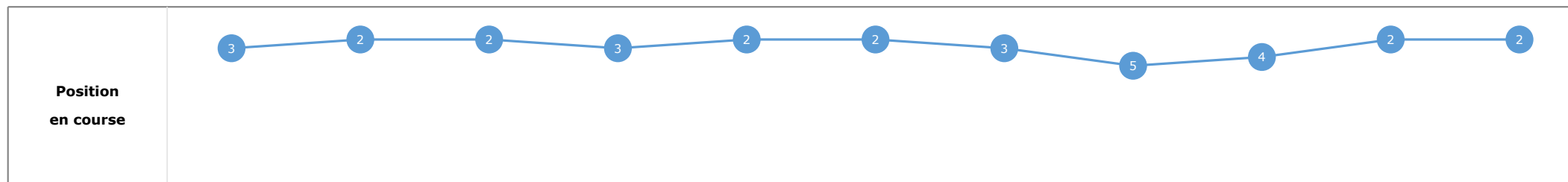
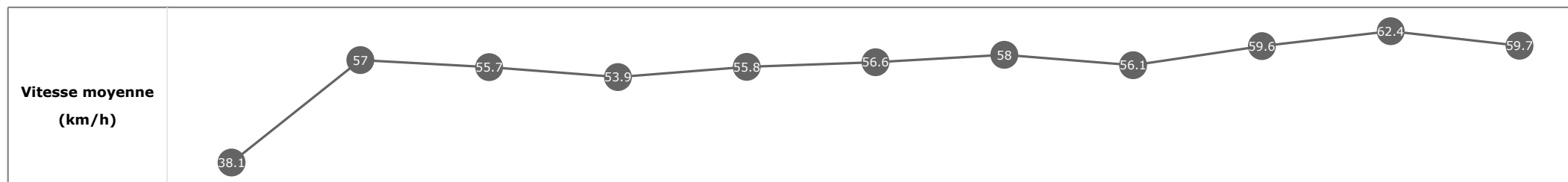
Partant (corde)	Cheval	Arrivée officielle	Tronçons de 200m Temps passage en tête Durée du tronçon		DEP - 1000m	1000m - 800m	800m - 600m	600m - 400m	400m - 200m	200m - ARR	Temps officiel	Derniers 600m	Parcours vs. 1er					
			T1	T2	T3	T4	T5	T6										
14 (7)	<b>SHAYANDI</b> F. PANICUCCI	1	65.30 T5	00:11.47 T5	<b>01:13.58</b> 01:13.58	2 00:12.34	<b>01:25.92</b> 00:12.83	3 00:12.78	<b>01:38.75</b> 00:12.10	5 00:11.47	<b>01:50.85</b> 00:11.47	4 00:12.13	<b>02:02.33</b> 00:11.52	2 00:12.25	<b>02:14.46</b> 00:12.13	2'13"82	00:35.71	
11 (16)	<b>WAR ASSET</b> REMI. CAMPOS	2	68.22 T5	00:11.38 T5	<b>01:13.98</b> 01:13.98	8 00:12.38	<b>01:26.36</b> 00:12.48	8 00:12.48	<b>01:38.85</b> 00:11.95	6 00:11.95	<b>01:50.80</b> 00:11.38	3 00:11.38	<b>02:02.18</b> 00:11.38	1 00:11.38	<b>02:14.43</b> 00:12.25	2'13"82	00:35.58	4.16
4 (2)	<b>ZAWADI</b> A. VAN DEN TROOST	3	64.01 T5	00:11.58 T5	<b>01:14.00</b> 01:14.00	9 00:12.36	<b>01:26.36</b> 00:12.77	9 00:12.77	<b>01:39.14</b> 00:12.05	10 00:12.05	<b>01:51.20</b> 00:11.58	9 00:11.58	<b>02:02.78</b> 00:11.58	8 00:11.58	<b>02:14.53</b> 00:11.74	2'13"90	00:35.38	-1.11
1 (6)	<b>PIKES PEAK</b> C. DEMURO	4	64.33 T5	00:11.59 T5	<b>01:13.42</b> 01:13.42	1 00:12.33	<b>01:25.76</b> 00:12.33	1 00:12.78	<b>01:38.54</b> 00:12.21	1 00:12.21	<b>01:50.75</b> 00:11.59	2 00:11.59	<b>02:02.35</b> 00:11.59	3 00:11.59	<b>02:14.64</b> 00:12.28	2'14"00	00:36.09	-0.48
7 (8)	<b>DALSTAR</b> T. BACHELOT	5	63.83 T4	00:11.58 T5	<b>01:14.13</b> 01:14.13	11 00:12.38	<b>01:26.52</b> 00:12.64	11 00:12.64	<b>01:39.16</b> 00:12.09	11 00:12.09	<b>01:51.26</b> 00:11.58	10 00:11.58	<b>02:02.84</b> 00:11.58	9 00:11.58	<b>02:14.64</b> 00:11.79	2'14"01	00:35.47	-1.26
2 (11)	<b>LINDA'S CAP</b> C. PACAUT	6	65.84 T4	00:11.70 T5	<b>01:14.11</b> 01:14.11	10 00:12.40	<b>01:26.52</b> 00:12.40	10 00:12.46	<b>01:38.98</b> 00:12.02	8 00:12.02	<b>01:51.01</b> 00:11.70	7 00:11.70	<b>02:02.71</b> 00:11.70	6 00:11.70	<b>02:14.81</b> 00:12.09	2'14"16	00:35.82	3.52
5 (4)	<b>DANCE THE BLUES</b> Q. PERRETTE	7	65.09 T5	00:11.51 T5	<b>01:14.27</b> 01:14.27	13 00:12.40	<b>01:26.67</b> 00:12.40	13 00:12.62	<b>01:39.30</b> 00:12.21	13 00:12.21	<b>01:51.51</b> 00:11.51	15 00:11.51	<b>02:03.02</b> 00:11.51	13 00:11.83	<b>02:14.86</b> 00:11.83	2'14"21	00:35.56	-0.82
8 (5)	<b>MAHER SENORA</b> J. CABRE	8	65.30 T4	00:11.51 T5	<b>01:13.81</b> 01:13.81	6 00:12.41	<b>01:26.22</b> 00:12.41	7 00:12.78	<b>01:39.00</b> 00:12.13	9 00:12.13	<b>01:51.14</b> 00:11.51	8 00:11.51	<b>02:02.66</b> 00:11.51	4 00:11.51	<b>02:14.87</b> 00:12.21	2'14"22	00:35.86	-2.53
6 (15)	<b>DIAMANTFEE</b> M. GUYON	9	63.47 T4	00:11.69 T5	<b>01:13.83</b> 01:13.83	7 00:12.38	<b>01:26.21</b> 00:12.38	6 00:12.49	<b>01:38.71</b> 00:12.27	4 00:12.27	<b>01:50.98</b> 00:11.69	6 00:11.69	<b>02:02.68</b> 00:11.69	5 00:11.69	<b>02:14.99</b> 00:12.30	2'14"33	00:36.28	2.66
10 (12)	<b>JEU CELEBRE</b> M. DELALANDE	10	64.87 T4	00:11.70 T5	<b>01:14.38</b> 01:14.38	14 00:12.44	<b>01:26.83</b> 00:12.44	14 00:12.48	<b>01:39.31</b> 00:12.00	14 00:12.00	<b>01:51.31</b> 00:11.70	11 00:11.70	<b>02:03.01</b> 00:11.70	12 00:12.01	<b>02:15.03</b> 00:12.01	2'14"39	00:35.72	2.58
13 (3)	<b>TEXANITO</b> S. PASQUIER	11	64.44 T5	00:11.52 T5	<b>01:14.42</b> 01:14.42	15 00:12.40	<b>01:26.83</b> 00:12.40	14 00:12.64	<b>01:39.47</b> 00:11.99	15 00:11.99	<b>01:51.46</b> 00:11.52	14 00:11.52	<b>02:02.99</b> 00:11.52	10 00:12.18	<b>02:15.17</b> 00:12.18	2'14"49	00:35.70	-2.56
12 (14)	<b>TREGUISS</b> H. LBOUC	12	65.81 T5	00:11.57 T5	<b>01:14.66</b> 01:14.66	16 00:12.39	<b>01:27.06</b> 00:12.39	16 00:12.45	<b>01:39.51</b> 00:11.90	16 00:11.90	<b>01:51.42</b> 00:11.57	13 00:11.57	<b>02:02.99</b> 00:11.57	11 00:12.17	<b>02:15.17</b> 00:12.17	2'14"49	00:35.65	2.51
9 (13)	<b>FRANSIR DES MOTTES</b> ALEX. ROUSSEL	13	65.66 T4	00:11.98 T4	<b>01:13.76</b> 01:13.76	5 00:12.29	<b>01:26.06</b> 00:12.29	4 00:12.60	<b>01:38.66</b> 00:11.98	3 00:11.98	<b>01:50.65</b> 00:12.05	1 00:12.05	<b>02:02.71</b> 00:12.05	6 00:12.67	<b>02:15.38</b> 00:12.67	2'14"69	00:36.71	7.81
16 (10)	<b>MODIGLIANO</b> S. VERMEERSCH	14	62.57 T4	00:12.16 T4	<b>01:14.26</b> 01:14.26	12 00:12.40	<b>01:26.67</b> 00:12.40	12 00:12.53	<b>01:39.21</b> 00:12.16	12 00:12.16	<b>01:51.37</b> 00:12.25	12 00:12.25	<b>02:03.63</b> 00:13.28	15 00:13.28	<b>02:16.92</b> 00:13.28	2'16"18	00:37.71	9.26
15 (9)	<b>PAILLEDEVANT</b> F. VALLE SKAR	15	61.74 T4	00:12.33 T2	<b>01:13.58</b> 01:13.58	3 00:12.33	<b>01:25.91</b> 00:12.33	2 00:12.63	<b>01:38.54</b> 00:12.42	2 00:12.42	<b>01:50.97</b> 00:12.41	5 00:12.41	<b>02:03.38</b> 00:13.67	14 00:13.67	<b>02:17.05</b> 00:13.67	2'16"32	00:38.51	3.22
3 (1)	<b>IGGY CHOP</b> A. POUCHIN	16	60.91 T4	00:12.32 T2	<b>01:13.73</b> 01:13.73	4 00:12.32	<b>01:26.06</b> 00:12.32	5 00:12.81	<b>01:38.87</b> 00:12.78	7 00:12.78	<b>01:51.66</b> 00:13.95	16 00:13.95	<b>02:05.61</b> 00:16.84	16 00:16.84	<b>02:22.45</b> 00:16.84	2'21"72	00:43.57	-1.61

**Statistiques Tracking**  
**CHANTILLY**  
**C5 - PRIX DE LA MARE DES SOTS - 2100m**  
**jeudi 30 janvier 2020 - 13:28**

Cheval **SHAYANDI**  
 Jockey **F. PANICUCCI**  
 Rang d'arrivée **1**  
 Temps de parcours **02:14.46**  
 Tronçon le plus rapide **00:11.47** (tronçon 400m - 200m)  
 Vitesse maximale **65.30** (tronçon 400m - 200m)  
 Vitesse moyenne **56.1**

**Données de tracking**

Tronçons de 200m	DEP 2000m	2000m 1800m	1800m 1600m	1600m 1400m	1400m 1200m	1200m 1000m	1000m 800m	800m 600m	600m 400m	400m 200m	200m ARR
<b>Temps de parcours</b>	<b>00:08.83</b>	<b>00:21.49</b>	<b>00:34.48</b>	<b>00:47.96</b>	<b>01:00.87</b>	<b>01:13.58</b>	<b>01:25.92</b>	<b>01:38.75</b>	<b>01:50.85</b>	<b>02:02.33</b>	<b>02:14.46</b>
Temps du tronçon	00:08.83	00:12.66	00:12.98	00:13.47	00:12.90	00:12.70	00:12.34	00:12.83	00:12.10	00:11.47	00:12.13
<b>Vitesse moyenne</b>	38.1	57	55.7	53.9	55.8	56.6	58	56.1	59.6	62.4	59.7

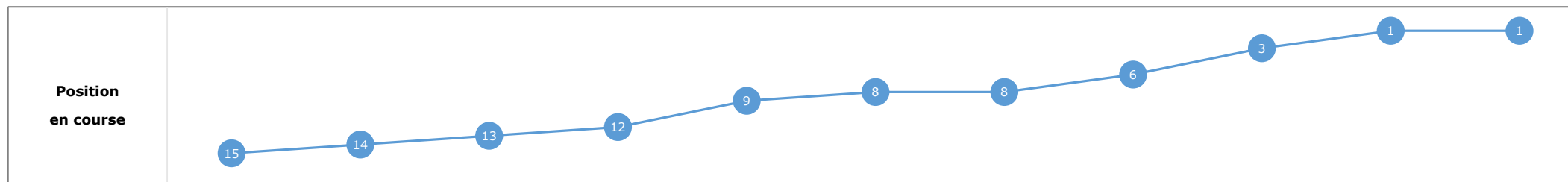
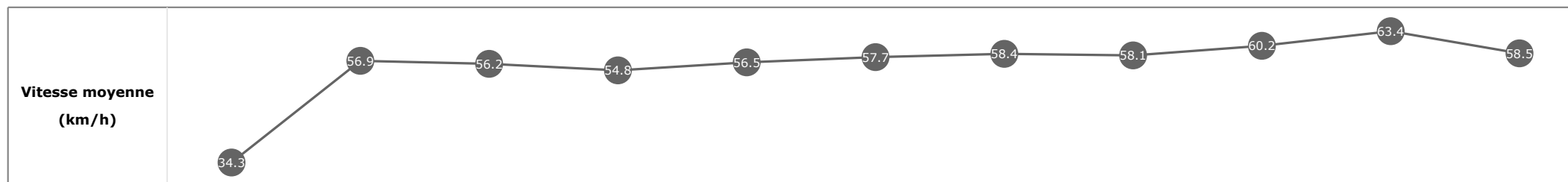


**Statistiques Tracking**  
**CHANTILLY**  
**C5 - PRIX DE LA MARE DES SOTS - 2100m**  
**jeudi 30 janvier 2020 - 13:28**

Cheval **WAR ASSET**  
 Jockey **REMI. CAMPOS**  
 Rang d'arrivée **2**  
 Temps de parcours **02:14.43**  
 Tronçon le plus rapide **00:11.38** (tronçon 400m - 200m)  
 Vitesse maximale **68.22** (tronçon 400m - 200m)  
 Vitesse moyenne **56.3**

**Données de tracking**

Tronçons de 200m	DEP 2000m	2000m 1800m	1800m 1600m	1600m 1400m	1400m 1200m	1200m 1000m	1000m 800m	800m 600m	600m 400m	400m 200m	200m ARR
<b>Temps de parcours</b>	<b>00:09.82</b>	<b>00:22.56</b>	<b>00:35.47</b>	<b>00:48.74</b>	<b>01:01.42</b>	<b>01:13.98</b>	<b>01:26.36</b>	<b>01:38.85</b>	<b>01:50.80</b>	<b>02:02.18</b>	<b>02:14.43</b>
Temps du tronçon	00:09.82	00:12.74	00:12.91	00:13.26	00:12.68	00:12.56	00:12.38	00:12.48	00:11.95	00:11.38	00:12.25
<b>Vitesse moyenne</b>	34.3	56.9	56.2	54.8	56.5	57.7	58.4	58.1	60.2	63.4	58.5

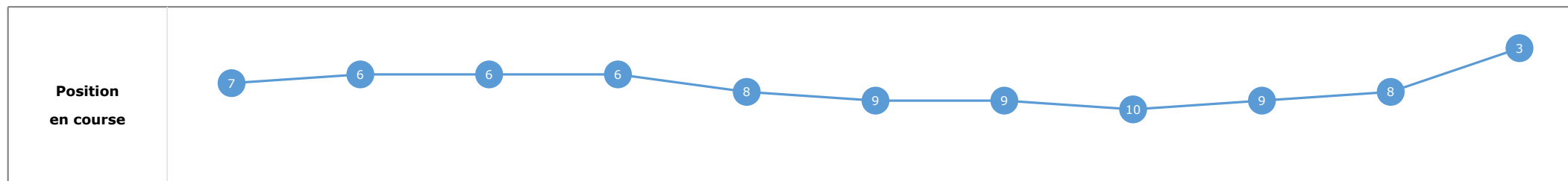
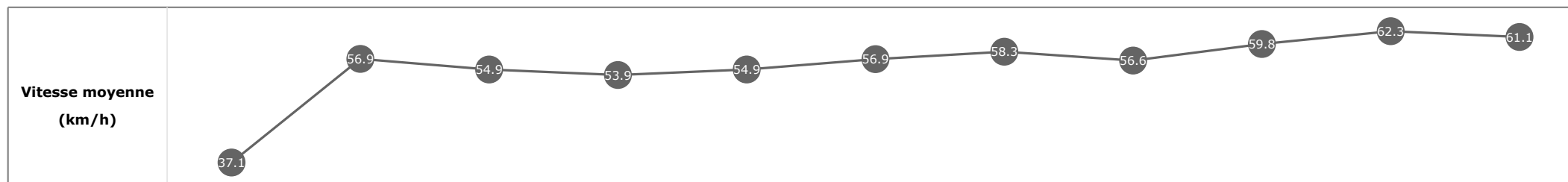


**Statistiques Tracking**  
**CHANTILLY**  
**C5 - PRIX DE LA MARE DES SOTS - 2100m**  
**jeudi 30 janvier 2020 - 13:28**

Cheval **ZAWADI**  
 Jockey **A. VAN DEN TROOST**  
 Rang d'arrivée **3**  
 Temps de parcours **02:14.53**  
 Tronçon le plus rapide **00:11.58** (tronçon 400m - 200m)  
 Vitesse maximale **64.01** (tronçon 400m - 200m)  
 Vitesse moyenne **56.1**

**Données de tracking**

Tronçons de 200m	DEP 2000m	2000m 1800m	1800m 1600m	1600m 1400m	1400m 1200m	1200m 1000m	1000m 800m	800m 600m	600m 400m	400m 200m	200m ARR
<b>Temps de parcours</b>	<b>00:09.10</b>	<b>00:21.78</b>	<b>00:34.83</b>	<b>00:48.26</b>	<b>01:01.37</b>	<b>01:14.00</b>	<b>01:26.36</b>	<b>01:39.14</b>	<b>01:51.20</b>	<b>02:02.78</b>	<b>02:14.53</b>
Temps du tronçon	00:09.10	00:12.68	00:13.04	00:13.43	00:13.10	00:12.62	00:12.36	00:12.77	00:12.05	00:11.58	00:11.74
<b>Vitesse moyenne</b>	37.1	56.9	54.9	53.9	54.9	56.9	58.3	56.6	59.8	62.3	61.1

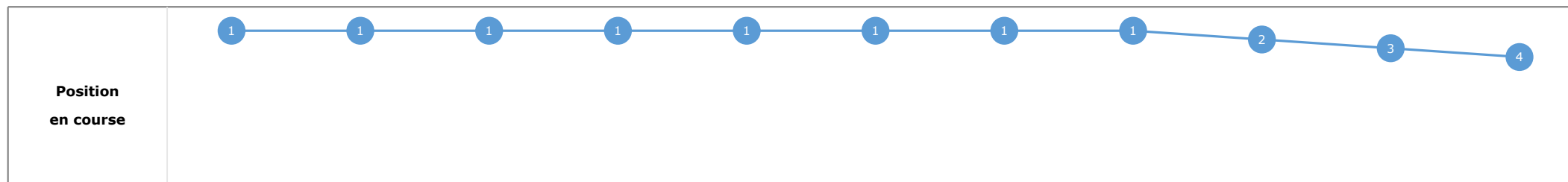
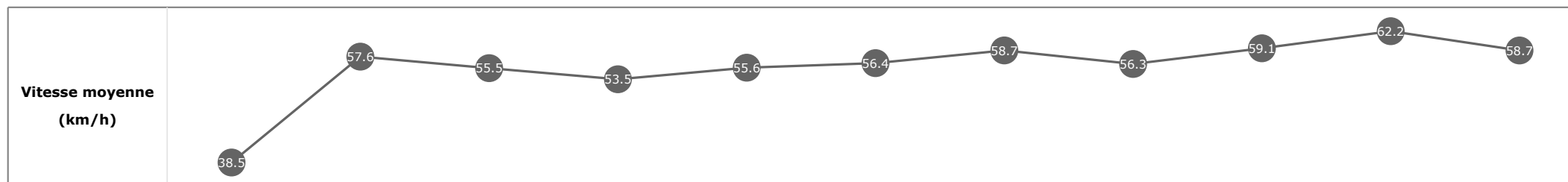


**Statistiques Tracking**  
**CHANTILLY**  
**C5 - PRIX DE LA MARE DES SOTS - 2100m**  
**jeudi 30 janvier 2020 - 13:28**

Cheval **PIKES PEAK**  
 Jockey **C. DEMURO**  
 Rang d'arrivée **4**  
 Temps de parcours **02:14.64**  
 Tronçon le plus rapide **00:11.59** (tronçon 400m - 200m)  
 Vitesse maximale **64.33** (tronçon 400m - 200m)  
 Vitesse moyenne **56**

**Données de tracking**

Tronçons de 200m	DEP 2000m	2000m 1800m	1800m 1600m	1600m 1400m	1400m 1200m	1200m 1000m	1000m 800m	800m 600m	600m 400m	400m 200m	200m ARR
<b>Temps de parcours</b>	<b>00:08.73</b>	<b>00:21.34</b>	<b>00:34.28</b>	<b>00:47.71</b>	<b>01:00.74</b>	<b>01:13.42</b>	<b>01:25.76</b>	<b>01:38.54</b>	<b>01:50.75</b>	<b>02:02.35</b>	<b>02:14.64</b>
Temps du tronçon	00:08.73	00:12.60	00:12.94	00:13.42	00:13.02	00:12.68	00:12.33	00:12.78	00:12.21	00:11.59	00:12.28
<b>Vitesse moyenne</b>	38.5	57.6	55.5	53.5	55.6	56.4	58.7	56.3	59.1	62.2	58.7

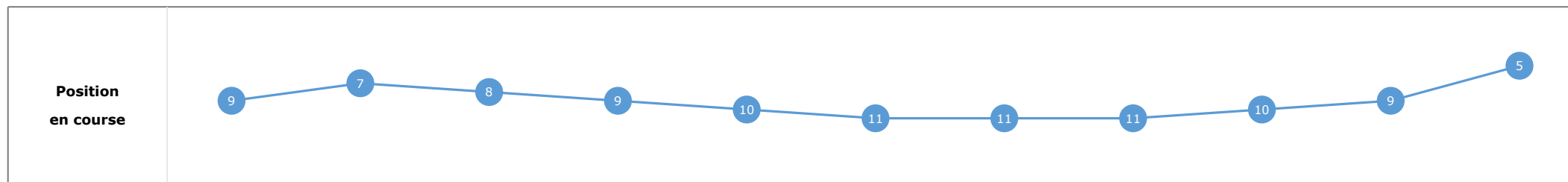
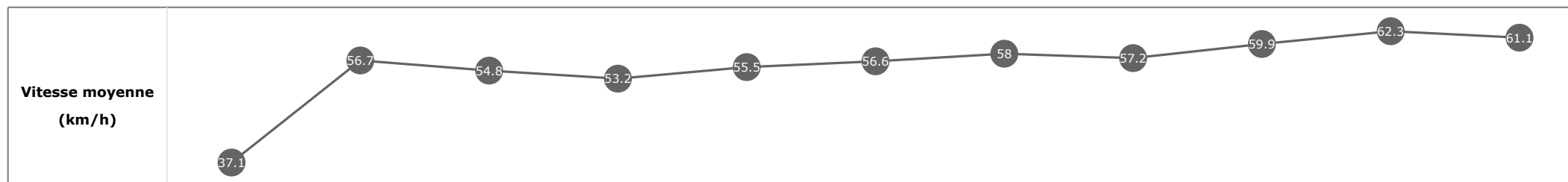


**Statistiques Tracking**  
**CHANTILLY**  
**C5 - PRIX DE LA MARE DES SOTS - 2100m**  
**jeudi 30 janvier 2020 - 13:28**

Cheval **DALSTAR**  
 Jockey **T. BACHELOT**  
 Rang d'arrivée **5**  
 Temps de parcours **02:14.64**  
 Tronçon le plus rapide **00:11.58** (tronçon 400m - 200m)  
 Vitesse maximale **63.83** (tronçon 600m - 400m)  
 Vitesse moyenne **56**

**Données de tracking**

Tronçons de 200m	DEP 2000m	2000m 1800m	1800m 1600m	1600m 1400m	1400m 1200m	1200m 1000m	1000m 800m	800m 600m	600m 400m	400m 200m	200m ARR
<b>Temps de parcours</b>	<b>00:09.16</b>	<b>00:21.82</b>	<b>00:35.00</b>	<b>00:48.43</b>	<b>01:01.42</b>	<b>01:14.13</b>	<b>01:26.52</b>	<b>01:39.16</b>	<b>01:51.26</b>	<b>02:02.84</b>	<b>02:14.64</b>
Temps du tronçon	00:09.16	00:12.65	00:13.18	00:13.43	00:12.99	00:12.70	00:12.38	00:12.64	00:12.09	00:11.58	00:11.79
<b>Vitesse moyenne</b>	37.1	56.7	54.8	53.2	55.5	56.6	58	57.2	59.9	62.3	61.1

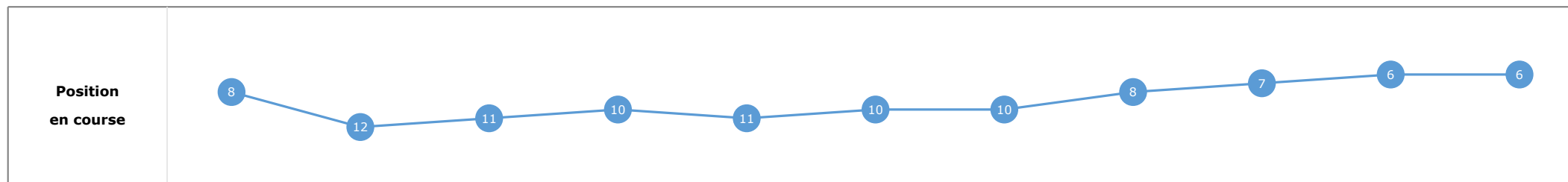
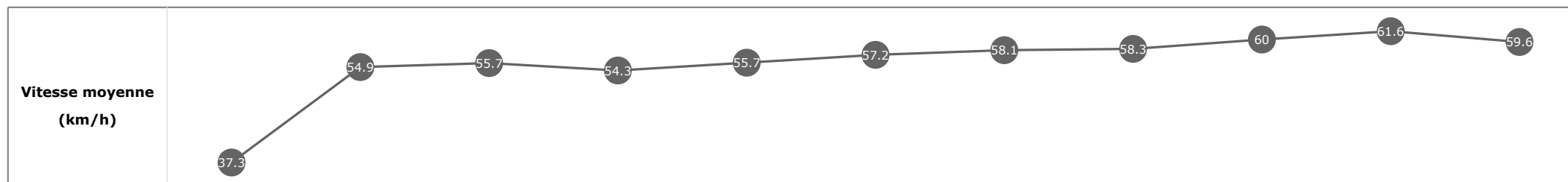


**Statistiques Tracking**  
**CHANTILLY**  
**C5 - PRIX DE LA MARE DES SOTS - 2100m**  
**jeudi 30 janvier 2020 - 13:28**

Cheval **LINDA'S CAP**  
 Jockey **C. PACAUT**  
 Rang d'arrivée **6**  
 Temps de parcours **02:14.81**  
 Tronçon le plus rapide **00:11.70** (tronçon 400m - 200m)  
 Vitesse maximale **65.84** (tronçon 600m - 400m)  
 Vitesse moyenne **56.1**

**Données de tracking**

Tronçons de 200m	DEP 2000m	2000m 1800m	1800m 1600m	1600m 1400m	1400m 1200m	1200m 1000m	1000m 800m	800m 600m	600m 400m	400m 200m	200m ARR
<b>Temps de parcours</b>	<b>00:09.14</b>	<b>00:22.25</b>	<b>00:35.22</b>	<b>00:48.53</b>	<b>01:01.50</b>	<b>01:14.11</b>	<b>01:26.52</b>	<b>01:38.98</b>	<b>01:51.01</b>	<b>02:02.71</b>	<b>02:14.81</b>
Temps du tronçon	00:09.14	00:13.11	00:12.96	00:13.31	00:12.97	00:12.60	00:12.40	00:12.46	00:12.02	00:11.70	00:12.09
<b>Vitesse moyenne</b>	37.3	54.9	55.7	54.3	55.7	57.2	58.1	58.3	60	61.6	59.6


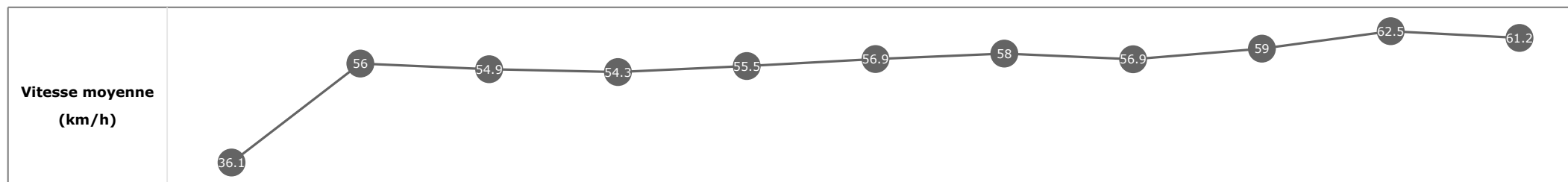


**Statistiques Tracking**  
**CHANTILLY**  
**C5 - PRIX DE LA MARE DES SOTS - 2100m**  
**jeudi 30 janvier 2020 - 13:28**

Cheval **DANCE THE BLUES**  
 Jockey **Q. PERRETTE**  
 Rang d'arrivée **7**  
 Temps de parcours **02:14.86**  
 Tronçon le plus rapide **00:11.51** (tronçon 400m - 200m)  
 Vitesse maximale **65.09** (tronçon 400m - 200m)  
 Vitesse moyenne **55.9**

**Données de tracking**

Tronçons de 200m	DEP 2000m	2000m 1800m	1800m 1600m	1600m 1400m	1400m 1200m	1200m 1000m	1000m 800m	800m 600m	600m 400m	400m 200m	200m ARR
<b>Temps de parcours</b>	<b>00:09.33</b>	<b>00:22.21</b>	<b>00:35.37</b>	<b>00:48.66</b>	<b>01:01.59</b>	<b>01:14.27</b>	<b>01:26.67</b>	<b>01:39.30</b>	<b>01:51.51</b>	<b>02:03.02</b>	<b>02:14.86</b>
Temps du tronçon	00:09.33	00:12.88	00:13.16	00:13.28	00:12.93	00:12.67	00:12.40	00:12.62	00:12.21	00:11.51	00:11.83
<b>Vitesse moyenne</b>	36.1	56	54.9	54.3	55.5	56.9	58	56.9	59	62.5	61.2



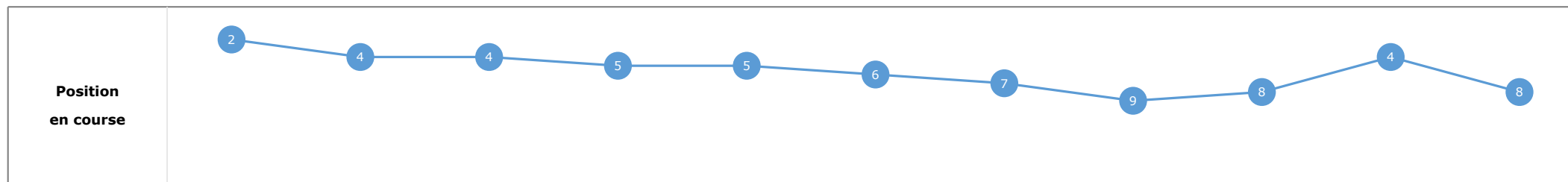
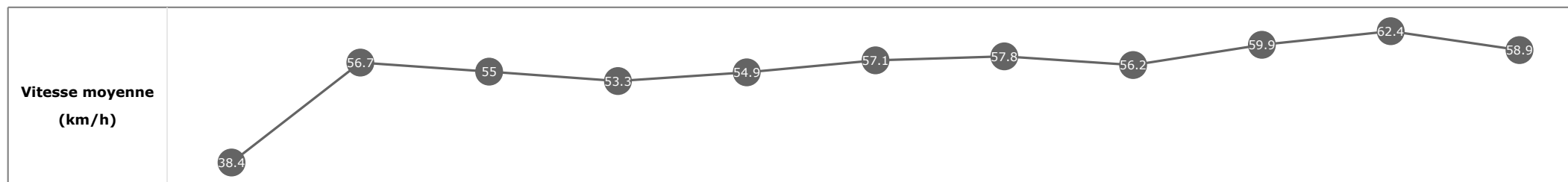


**Statistiques Tracking**  
**CHANTILLY**  
**C5 - PRIX DE LA MARE DES SOTS - 2100m**  
**jeudi 30 janvier 2020 - 13:28**

Cheval **MAHER SENORA**  
 Jockey **J. CABRE**  
 Rang d'arrivée **8**  
 Temps de parcours **02:14.87**  
 Tronçon le plus rapide **00:11.51** (tronçon 400m - 200m)  
 Vitesse maximale **65.30** (tronçon 600m - 400m)  
 Vitesse moyenne **55.9**

**Données de tracking**

Tronçons de 200m	DEP 2000m	2000m 1800m	1800m 1600m	1600m 1400m	1400m 1200m	1200m 1000m	1000m 800m	800m 600m	600m 400m	400m 200m	200m ARR
<b>Temps de parcours</b>	<b>00:08.80</b>	<b>00:21.56</b>	<b>00:34.67</b>	<b>00:48.09</b>	<b>01:01.20</b>	<b>01:13.81</b>	<b>01:26.22</b>	<b>01:39.00</b>	<b>01:51.14</b>	<b>02:02.66</b>	<b>02:14.87</b>
Temps du tronçon	00:08.80	00:12.76	00:13.10	00:13.42	00:13.11	00:12.60	00:12.41	00:12.78	00:12.13	00:11.51	00:12.21
<b>Vitesse moyenne</b>	38.4	56.7	55	53.3	54.9	57.1	57.8	56.2	59.9	62.4	58.9

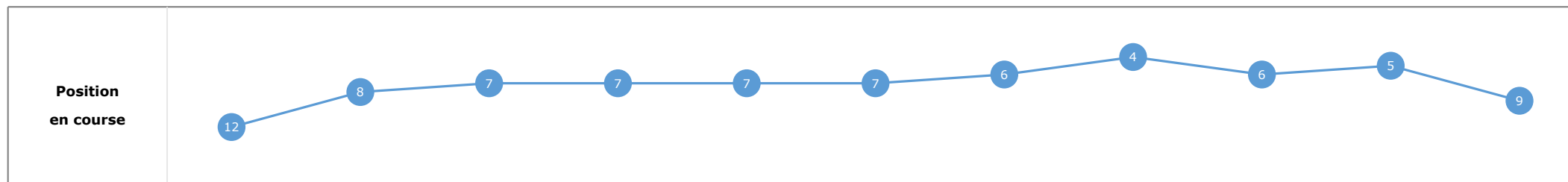
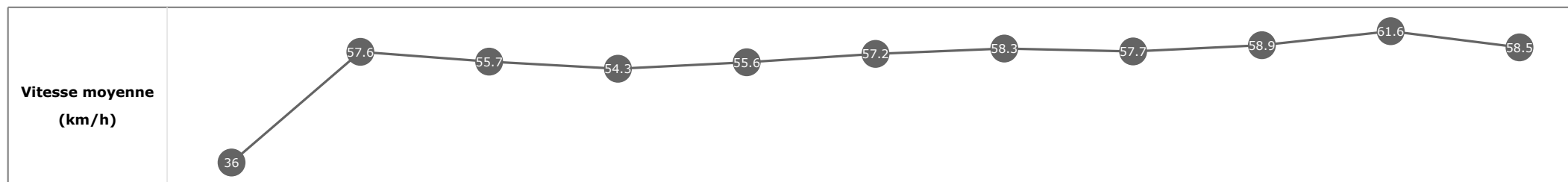


**Statistiques Tracking**  
**CHANTILLY**  
**C5 - PRIX DE LA MARE DES SOTS - 2100m**  
**jeudi 30 janvier 2020 - 13:28**

Cheval **DIAMANTFEE**  
 Jockey M. GUYON  
 Rang d'arrivée **9**  
 Temps de parcours **02:14.99**  
 Tronçon le plus rapide **00:11.69** (tronçon 400m - 200m)  
 Vitesse maximale **63.47** (tronçon 600m - 400m)  
 Vitesse moyenne **56**

**Données de tracking**

Tronçons de 200m	DEP 2000m	2000m 1800m	1800m 1600m	1600m 1400m	1400m 1200m	1200m 1000m	1000m 800m	800m 600m	600m 400m	400m 200m	200m ARR
<b>Temps de parcours</b>	<b>00:09.39</b>	<b>00:21.95</b>	<b>00:34.96</b>	<b>00:48.29</b>	<b>01:01.22</b>	<b>01:13.83</b>	<b>01:26.21</b>	<b>01:38.71</b>	<b>01:50.98</b>	<b>02:02.68</b>	<b>02:14.99</b>
Temps du tronçon	00:09.39	00:12.56	00:13.01	00:13.32	00:12.93	00:12.60	00:12.38	00:12.49	00:12.27	00:11.69	00:12.30
<b>Vitesse moyenne</b>	36	57.6	55.7	54.3	55.6	57.2	58.3	57.7	58.9	61.6	58.5

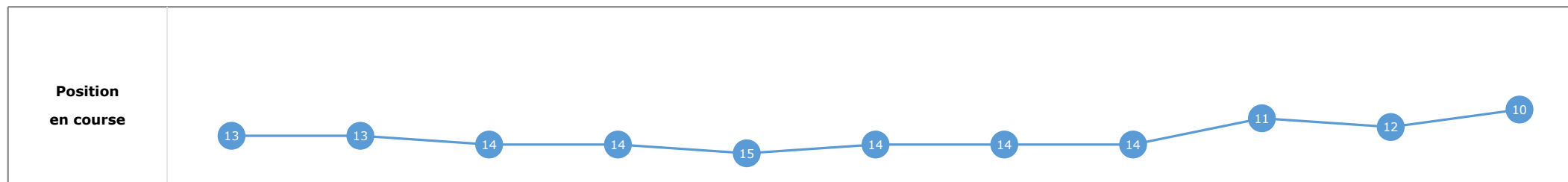
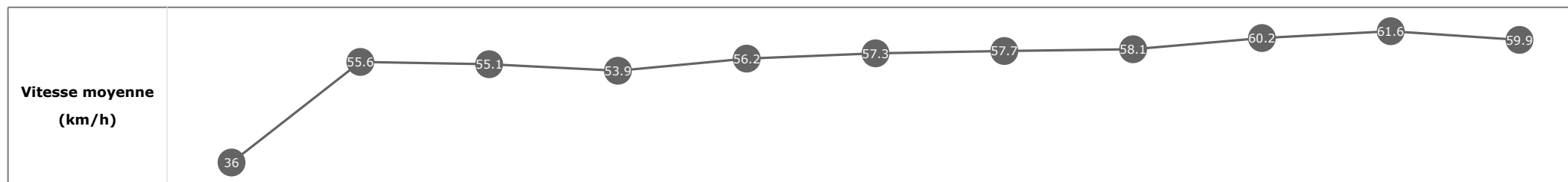


**Statistiques Tracking**  
**CHANTILLY**  
**C5 - PRIX DE LA MARE DES SOTS - 2100m**  
**jeudi 30 janvier 2020 - 13:28**

Cheval **JEU CELEBRE**  
 Jockey **M. DELALANDE**  
 Rang d'arrivée **10**  
 Temps de parcours **02:15.03**  
 Tronçon le plus rapide **00:11.70** (tronçon 400m - 200m)  
 Vitesse maximale **64.87** (tronçon 600m - 400m)  
 Vitesse moyenne **56**

**Données de tracking**

Tronçons de 200m	DEP 2000m	2000m 1800m	1800m 1600m	1600m 1400m	1400m 1200m	1200m 1000m	1000m 800m	800m 600m	600m 400m	400m 200m	200m ARR
<b>Temps de parcours</b>	<b>00:09.46</b>	<b>00:22.44</b>	<b>00:35.54</b>	<b>00:48.94</b>	<b>01:01.77</b>	<b>01:14.38</b>	<b>01:26.83</b>	<b>01:39.31</b>	<b>01:51.31</b>	<b>02:03.01</b>	<b>02:15.03</b>
Temps du tronçon	00:09.46	00:12.98	00:13.10	00:13.39	00:12.82	00:12.61	00:12.44	00:12.48	00:12.00	00:11.70	00:12.01
<b>Vitesse moyenne</b>	36	55.6	55.1	53.9	56.2	57.3	57.7	58.1	60.2	61.6	59.9

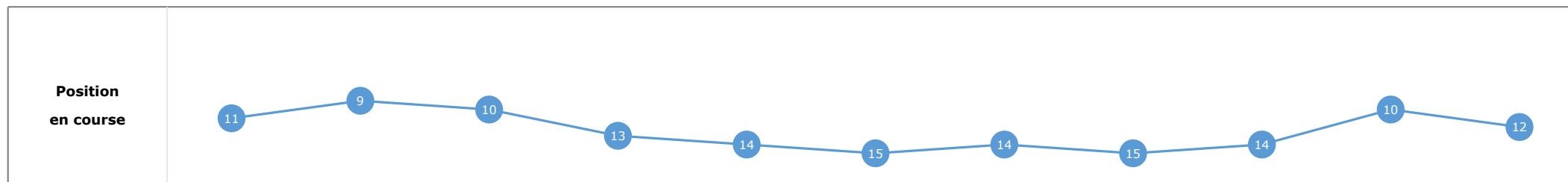
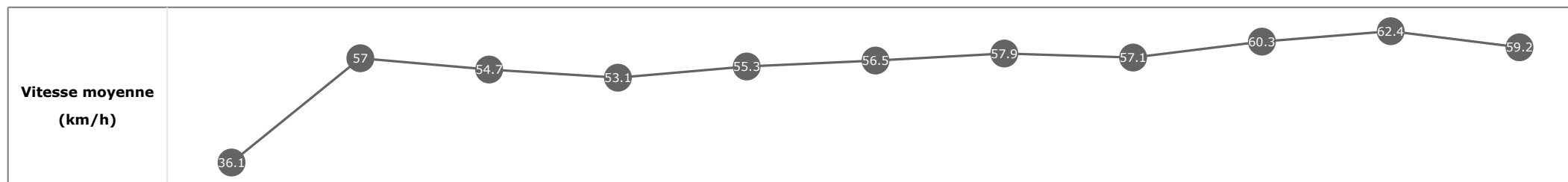


**Statistiques Tracking**  
**CHANTILLY**  
**C5 - PRIX DE LA MARE DES SOTS - 2100m**  
**jeudi 30 janvier 2020 - 13:28**

Cheval **TEXANITO**  
 Jockey **S. PASQUIER**  
 Rang d'arrivée **11**  
 Temps de parcours **02:15.17**  
 Tronçon le plus rapide **00:11.52** (tronçon 400m - 200m)  
 Vitesse maximale **64.44** (tronçon 400m - 200m)  
 Vitesse moyenne **55.8**

**Données de tracking**

Tronçons de 200m	DEP 2000m	2000m 1800m	1800m 1600m	1600m 1400m	1400m 1200m	1200m 1000m	1000m 800m	800m 600m	600m 400m	400m 200m	200m ARR
<b>Temps de parcours</b>	<b>00:09.39</b>	<b>00:22.01</b>	<b>00:35.20</b>	<b>00:48.75</b>	<b>01:01.75</b>	<b>01:14.42</b>	<b>01:26.83</b>	<b>01:39.47</b>	<b>01:51.46</b>	<b>02:02.99</b>	<b>02:15.17</b>
Temps du tronçon	00:09.39	00:12.62	00:13.18	00:13.54	00:13.00	00:12.66	00:12.40	00:12.64	00:11.99	00:11.52	00:12.18
<b>Vitesse moyenne</b>	36.1	57	54.7	53.1	55.3	56.5	57.9	57.1	60.3	62.4	59.2


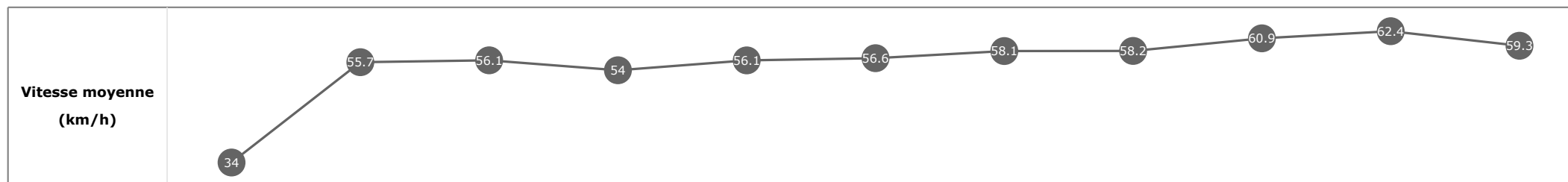


**Statistiques Tracking**  
**CHANTILLY**  
**C5 - PRIX DE LA MARE DES SOTS - 2100m**  
**jeudi 30 janvier 2020 - 13:28**

Cheval **TREGUISS**  
 Jockey **H. LEBOUIC**  
 Rang d'arrivée **12**  
 Temps de parcours **02:15.17**  
 Tronçon le plus rapide **00:11.57** (tronçon 400m - 200m)  
 Vitesse maximale **65.81** (tronçon 400m - 200m)  
 Vitesse moyenne **55.9**

**Données de tracking**

Tronçons de 200m	DEP 2000m	2000m 1800m	1800m 1600m	1600m 1400m	1400m 1200m	1200m 1000m	1000m 800m	800m 600m	600m 400m	400m 200m	200m ARR
<b>Temps de parcours</b>	<b>00:09.98</b>	<b>00:22.95</b>	<b>00:35.72</b>	<b>00:49.08</b>	<b>01:01.95</b>	<b>01:14.66</b>	<b>01:27.06</b>	<b>01:39.51</b>	<b>01:51.42</b>	<b>02:02.99</b>	<b>02:15.17</b>
Temps du tronçon	00:09.98	00:12.97	00:12.76	00:13.36	00:12.86	00:12.71	00:12.39	00:12.45	00:11.90	00:11.57	00:12.17
<b>Vitesse moyenne</b>	34	55.7	56.1	54	56.1	56.6	58.1	58.2	60.9	62.4	59.3

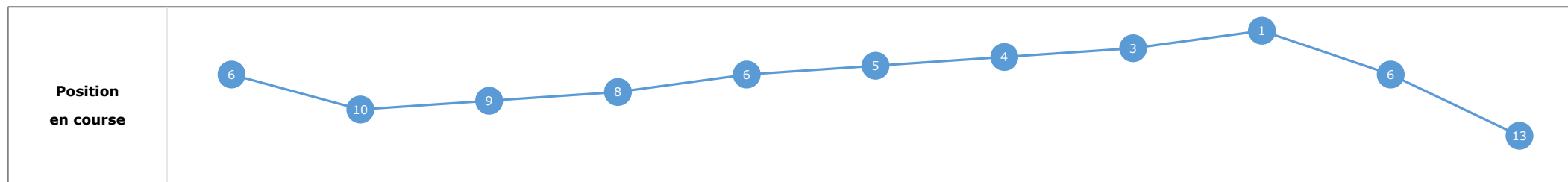
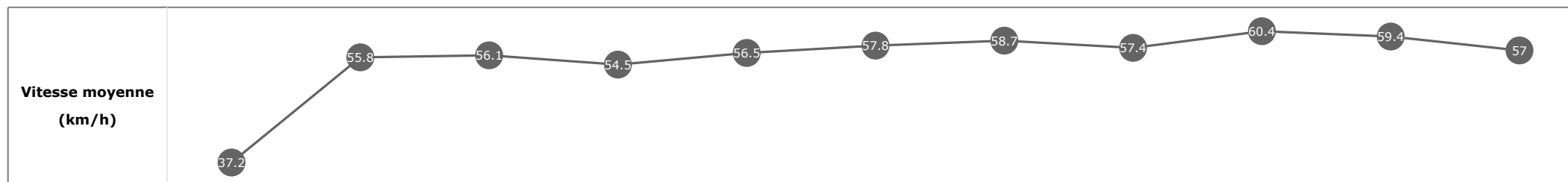


**Statistiques Tracking**  
**CHANTILLY**  
**C5 - PRIX DE LA MARE DES SOTS - 2100m**  
**jeudi 30 janvier 2020 - 13:28**

Cheval **FRANSIR DES MOTTES**  
 Jockey **ALEX. ROUSSEL**  
 Rang d'arrivée **13**  
 Temps de parcours **02:15.38**  
 Tronçon le plus rapide **00:11.98** (tronçon 600m - 400m)  
 Vitesse maximale **65.66** (tronçon 600m - 400m)  
 Vitesse moyenne **56**

**Données de tracking**

Tronçons de 200m	DEP 2000m	2000m 1800m	1800m 1600m	1600m 1400m	1400m 1200m	1200m 1000m	1000m 800m	800m 600m	600m 400m	400m 200m	200m ARR
<b>Temps de parcours</b>	<b>00:09.10</b>	<b>00:22.01</b>	<b>00:35.06</b>	<b>00:48.43</b>	<b>01:01.21</b>	<b>01:13.76</b>	<b>01:26.06</b>	<b>01:38.66</b>	<b>01:50.65</b>	<b>02:02.71</b>	<b>02:15.38</b>
Temps du tronçon	00:09.10	00:12.91	00:13.04	00:13.36	00:12.78	00:12.54	00:12.29	00:12.60	00:11.98	00:12.05	00:12.67
<b>Vitesse moyenne</b>	37.2	55.8	56.1	54.5	56.5	57.8	58.7	57.4	60.4	59.4	57

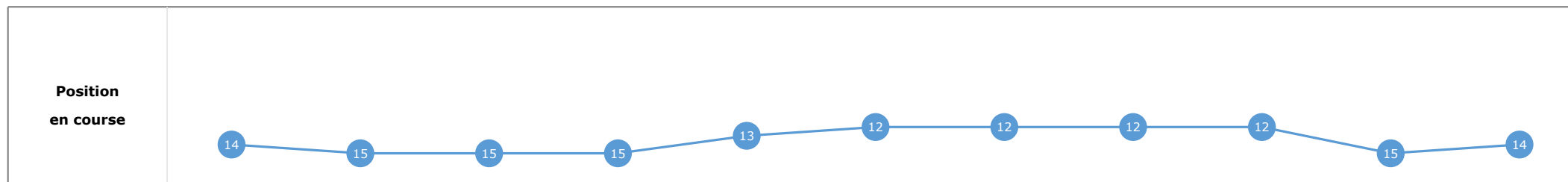
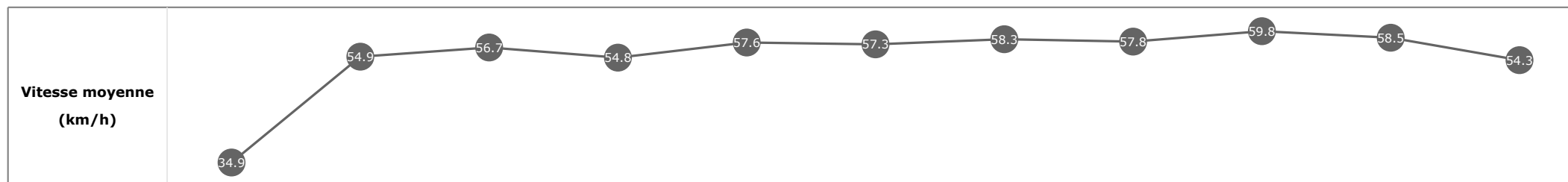


**Statistiques Tracking**  
**CHANTILLY**  
**C5 - PRIX DE LA MARE DES SOTS - 2100m**  
**jeudi 30 janvier 2020 - 13:28**

Cheval **MODIGLIANO**  
 Jockey **S. VERMEERSCH**  
 Rang d'arrivée **14**  
 Temps de parcours **02:16.92**  
 Tronçon le plus rapide **00:12.16** (tronçon 600m - 400m)  
 Vitesse maximale **62.57** (tronçon 600m - 400m)  
 Vitesse moyenne **55.4**

**Données de tracking**

Tronçons de 200m	DEP 2000m	2000m 1800m	1800m 1600m	1600m 1400m	1400m 1200m	1200m 1000m	1000m 800m	800m 600m	600m 400m	400m 200m	200m ARR
<b>Temps de parcours</b>	<b>00:09.76</b>	<b>00:22.82</b>	<b>00:35.71</b>	<b>00:49.01</b>	<b>01:01.64</b>	<b>01:14.26</b>	<b>01:26.67</b>	<b>01:39.21</b>	<b>01:51.37</b>	<b>02:03.63</b>	<b>02:16.92</b>
Temps du tronçon	00:09.76	00:13.06	00:12.88	00:13.30	00:12.63	00:12.62	00:12.40	00:12.53	00:12.16	00:12.25	00:13.28
<b>Vitesse moyenne</b>	34.9	54.9	56.7	54.8	57.6	57.3	58.3	57.8	59.8	58.5	54.3

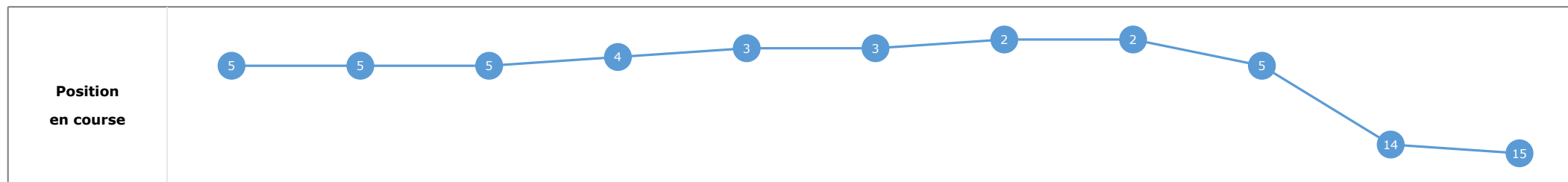
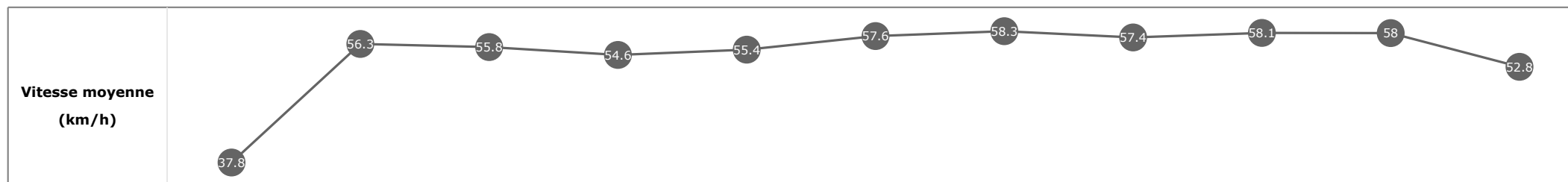


**Statistiques Tracking**  
**CHANTILLY**  
**C5 - PRIX DE LA MARE DES SOTS - 2100m**  
**jeudi 30 janvier 2020 - 13:28**

Cheval **PAILLEDEVANT**  
 Jockey **F. VALLE SKAR**  
 Rang d'arrivée **15**  
 Temps de parcours **02:17.05**  
 Tronçon le plus rapide **00:12.33** (tronçon 1000m - 800m)  
 Vitesse maximale **61.74** (tronçon 600m - 400m)  
 Vitesse moyenne **55.2**

**Données de tracking**

Tronçons de 200m	DEP 2000m	2000m 1800m	1800m 1600m	1600m 1400m	1400m 1200m	1200m 1000m	1000m 800m	800m 600m	600m 400m	400m 200m	200m ARR
<b>Temps de parcours</b>	<b>00:09.04</b>	<b>00:21.73</b>	<b>00:34.78</b>	<b>00:48.06</b>	<b>01:01.01</b>	<b>01:13.58</b>	<b>01:25.91</b>	<b>01:38.54</b>	<b>01:50.97</b>	<b>02:03.38</b>	<b>02:17.05</b>
Temps du tronçon	00:09.04	00:12.69	00:13.04	00:13.27	00:12.95	00:12.56	00:12.33	00:12.63	00:12.42	00:12.41	00:13.67
<b>Vitesse moyenne</b>	37.8	56.3	55.8	54.6	55.4	57.6	58.3	57.4	58.1	58	52.8





**Statistiques Tracking**  
**CHANTILLY**  
**C5 - PRIX DE LA MARE DES SOTS - 2100m**  
**jeudi 30 janvier 2020 - 13:28**

Cheval **IGGY CHOP**  
 Jockey **A. POUCHIN**  
 Rang d'arrivée **16**  
 Temps de parcours **02:22.45**  
 Tronçon le plus rapide **00:12.32** (tronçon 1000m - 800m)  
 Vitesse maximale **60.91** (tronçon 600m - 400m)  
 Vitesse moyenne **52.9**

**Données de tracking**

Tronçons de 200m	DEP 2000m	2000m 1800m	1800m 1600m	1600m 1400m	1400m 1200m	1200m 1000m	1000m 800m	800m 600m	600m 400m	400m 200m	200m ARR
<b>Temps de parcours</b>	<b>00:08.87</b>	<b>00:21.52</b>	<b>00:34.50</b>	<b>00:47.92</b>	<b>01:01.04</b>	<b>01:13.73</b>	<b>01:26.06</b>	<b>01:38.87</b>	<b>01:51.66</b>	<b>02:05.61</b>	<b>02:22.45</b>
Temps du tronçon	00:08.87	00:12.64	00:12.98	00:13.41	00:13.11	00:12.69	00:12.32	00:12.81	00:12.78	00:13.95	00:16.84
<b>Vitesse moyenne</b>	38.3	56.8	55.5	53.6	55.2	56.3	58.7	55.9	56.6	51.5	42.9

