

Statistiques Tracking
DEAUVILLE
C2 - PRIX DE FOLLEVILLE - 2500m
vendredi 28 février 2020 - 12:27

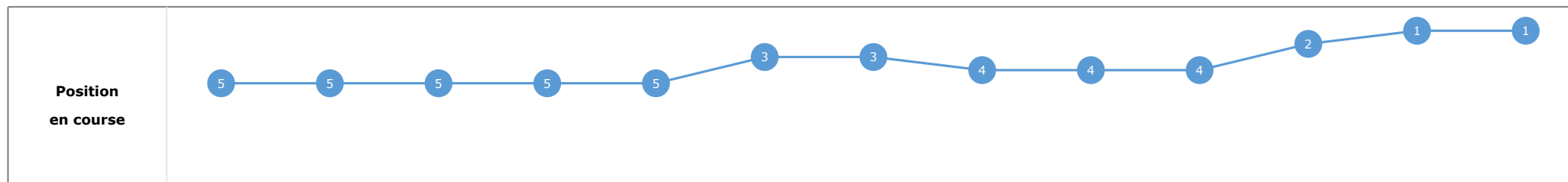
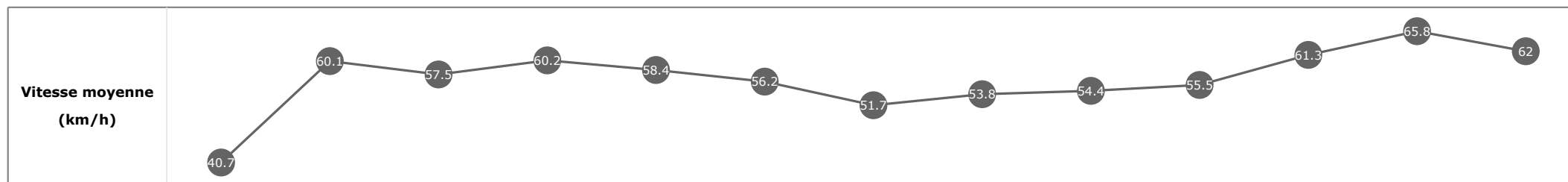
Partant (corde)	Cheval	Arrivée officielle	Tronçons de 200m Temps passage en tête Durée du tronçon		DEP - 1000m	1000m - 800m	800m - 600m	600m - 400m	400m - 200m	200m - ARR	Temps officiel	Derniers 600m	Parcours vs. 1er
			Vitesse Max	200m les plus rapides	01:38.85 01:38.85	01:52.02 00:13.17	02:05.01 00:12.98	02:17.19 00:12.17	02:28.25 00:11.05	02:39.81 00:11.55			
3 (3)	SEBECOURT A. LEMAITRE	1	68.18 T5	00:11.02 T5	01:39.26 4 01:39.26	01:52.43 4 00:13.17	02:05.48 4 00:13.04	02:17.23 2 00:11.75	02:28.25 1 00:11.02	02:39.81 00:11.55	2'39"29	00:34.32	
1 (6)	LOCAL WHISKY C. DEMURO	2	67.50 T5	00:10.86 T5	01:39.80 8 01:39.80	01:53.02 8 00:13.22	02:05.88 8 00:12.85	02:17.65 7 00:11.77	02:28.51 3 00:10.86	02:39.99 00:11.47	2'39"43	00:34.11	2.66
5 (7)	SPEED'S ADDICT S. PASQUIER	3	66.42 T5	00:11.06 T5	01:39.43 5 01:39.43	01:52.75 6 00:13.31	02:05.55 5 00:12.80	02:17.33 4 00:11.78	02:28.39 2 00:11.06	02:40.08 00:11.68	2'39"63	00:34.53	1.21
4 (10)	SIR GEORGE V. CHEMINAUD	4	67.14 T5	00:10.96 T5	01:40.08 9 01:40.08	01:53.16 9 00:13.07	02:06.14 10 00:12.97	02:17.78 9 00:11.64	02:28.75 4 00:10.96	02:40.36 00:11.61	2'39"90	00:34.22	1.81
10 (1)	FLUTE EN SOL Q. PERRETTE	5	65.77 T5	00:11.08 T5	01:39.44 6 01:39.44	01:52.60 5 00:13.15	02:05.57 6 00:12.97	02:17.69 8 00:12.11	02:28.78 5 00:11.08	02:40.45 00:11.67	2'40"00	00:34.87	-0.88
7 (9)	WHAT IF E. HARDOUIN	6	65.48 T5	00:11.28 T5	01:39.78 7 01:39.78	01:52.86 7 00:13.08	02:05.81 7 00:12.94	02:17.61 6 00:11.80	02:28.89 8 00:11.28	02:40.93 00:12.03	2'40"46	00:35.12	-1.50
9 (11)	SOUL SURVIVOR T. BACHELOT	7	64.87 T5	00:11.29 T5	01:40.46 11 01:40.46	01:53.24 11 00:12.78	02:06.07 9 00:12.83	02:17.88 10 00:11.80	02:29.17 9 00:11.29	02:40.98 00:11.80	2'40"53	00:34.90	1.70
11 (8)	LITTLE INDIA C. LEE	8	64.04 T1	00:11.67 T5	01:38.85 1 01:38.85	01:52.02 1 00:13.17	02:05.01 1 00:12.98	02:17.19 1 00:12.17	02:28.86 6 00:11.67	02:41.30 00:12.44	2'40"80	00:36.29	-1.61
6 (2)	GLOBAL EXPRESS M. GUYON	9	65.77 T5	00:11.64 T5	01:38.96 2 01:38.96	01:52.19 2 00:13.22	02:05.17 2 00:12.97	02:17.23 3 00:12.06	02:28.87 7 00:11.64	02:41.91 00:13.04	2'41"39	00:36.74	-0.34
2 (4)	NEVER COME BACK M. JUSTUM	10	65.05 T5	00:11.36 T5	01:40.30 10 01:40.30	01:53.19 10 00:12.89	02:06.14 11 00:12.94	02:18.00 11 00:11.86	02:29.37 10 00:11.36	02:42.20 00:12.82	2'41"70	00:36.06	-0.78
8 (5)	SVEA A. CRASTUS	11	63.47 T1	00:11.74 T1	01:39.10 3 01:39.10	01:52.36 3 00:13.26	02:05.32 3 00:12.95	02:17.55 5 00:12.23	02:29.40 11 00:11.85	02:42.24 00:12.83	2'41"72	00:36.92	-1.39

Statistiques Tracking
DEAUVILLE
C2 - PRIX DE FOLLEVILLE - 2500m
vendredi 28 février 2020 - 12:27

Cheval **SEBECOURT**
 Jockey **A. LEMAITRE**
 Rang d'arrivée **1**
 Temps de parcours **02:39.81**
 Tronçon le plus rapide **00:11.02** (tronçon 400m - 200m)
 Vitesse maximale **68.18** (tronçon 400m - 200m)
 Vitesse moyenne **56.7**

Données de tracking

Tronçons de 200m	DEP 2400m	2400m 2200m	2200m 2000m	2000m 1800m	1800m 1600m	1600m 1400m	1400m 1200m	1200m 1000m	1000m 800m	800m 600m	600m 400m	400m 200m	200m ARR
Temps de parcours	00:10.25	00:22.29	00:34.74	00:46.77	00:59.03	01:11.95	01:25.87	01:39.26	01:52.43	02:05.48	02:17.23	02:28.25	02:39.81
Temps du tronçon	00:10.30	00:12.04	00:12.45	00:12.02	00:12.26	00:12.91	00:13.91	00:13.39	00:13.17	00:13.04	00:11.75	00:11.02	00:11.55
Vitesse moyenne	40.7	60.1	57.5	60.2	58.4	56.2	51.7	53.8	54.4	55.5	61.3	65.8	62

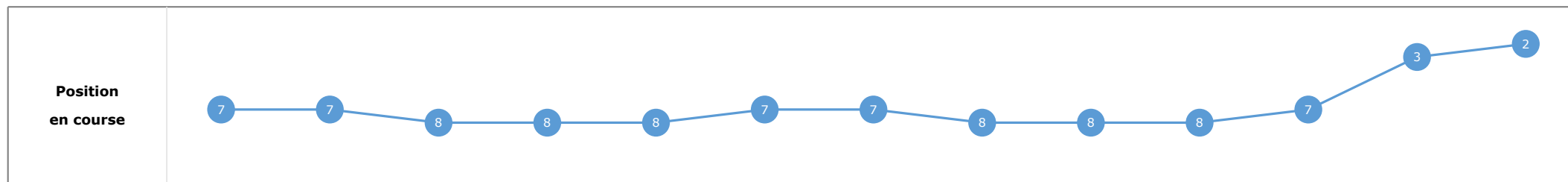
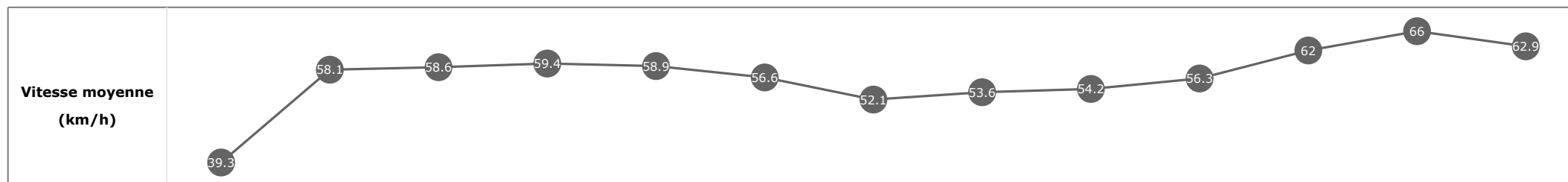


Statistiques Tracking
DEAUVILLE
C2 - PRIX DE FOLLEVILLE - 2500m
vendredi 28 février 2020 - 12:27

Cheval **LOCAL WHISKY**
 Jockey **C. DEMURO**
 Rang d'arrivée **2**
 Temps de parcours **02:39.99**
 Tronçon le plus rapide **00:10.86** (tronçon 400m - 200m)
 Vitesse maximale **67.50** (tronçon 400m - 200m)
 Vitesse moyenne **56.7**

Données de tracking

Tronçons de 200m	DEP 2400m	2400m 2200m	2200m 2000m	2000m 1800m	1800m 1600m	1600m 1400m	1400m 1200m	1200m 1000m	1000m 800m	800m 600m	600m 400m	400m 200m	200m ARR
Temps de parcours	00:10.64	00:23.09	00:35.45	00:47.52	00:59.73	01:12.55	01:26.37	01:39.80	01:53.02	02:05.88	02:17.65	02:28.51	02:39.99
Temps du tronçon	00:10.69	00:12.44	00:12.35	00:12.07	00:12.21	00:12.81	00:13.81	00:13.43	00:13.22	00:12.85	00:11.77	00:10.86	00:11.47
Vitesse moyenne	39.3	58.1	58.6	59.4	58.9	56.6	52.1	53.6	54.2	56.3	62	66	62.9

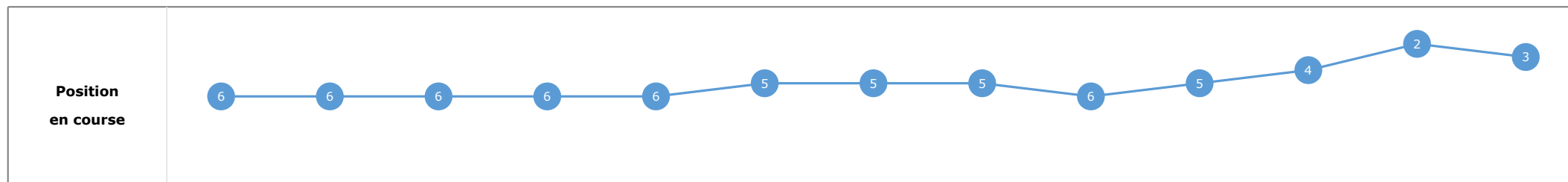
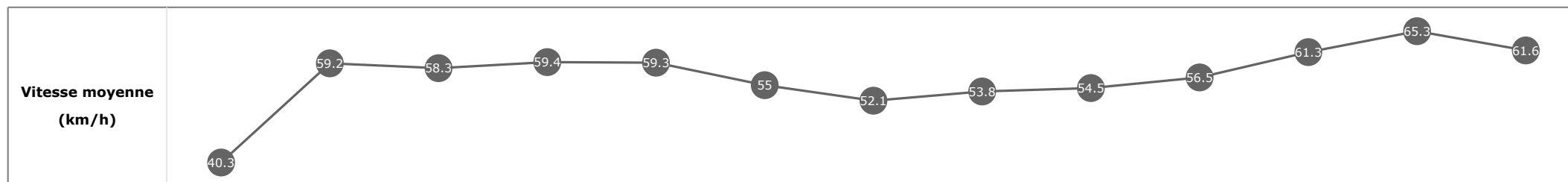


Statistiques Tracking
DEAUVILLE
C2 - PRIX DE FOLLEVILLE - 2500m
vendredi 28 février 2020 - 12:27

Cheval **SPEED'S ADDICT**
 Jockey **S. PASQUIER**
 Rang d'arrivée **3**
 Temps de parcours **02:40.08**
 Tronçon le plus rapide **00:11.06** (tronçon 400m - 200m)
 Vitesse maximale **66.42** (tronçon 400m - 200m)
 Vitesse moyenne **56.7**

Données de tracking

Tronçons de 200m	DEP 2400m	2400m 2200m	2200m 2000m	2000m 1800m	1800m 1600m	1600m 1400m	1400m 1200m	1200m 1000m	1000m 800m	800m 600m	600m 400m	400m 200m	200m ARR
Temps de parcours	00:10.47	00:22.60	00:34.98	00:47.02	00:59.19	01:12.23	01:26.09	01:39.43	01:52.75	02:05.55	02:17.33	02:28.39	02:40.08
Temps du tronçon	00:10.52	00:12.13	00:12.37	00:12.04	00:12.16	00:13.03	00:13.86	00:13.34	00:13.31	00:12.80	00:11.78	00:11.06	00:11.68
Vitesse moyenne	40.3	59.2	58.3	59.4	59.3	55	52.1	53.8	54.5	56.5	61.3	65.3	61.6

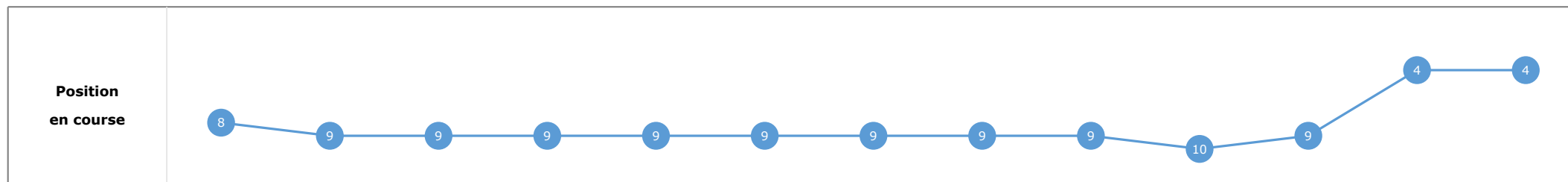
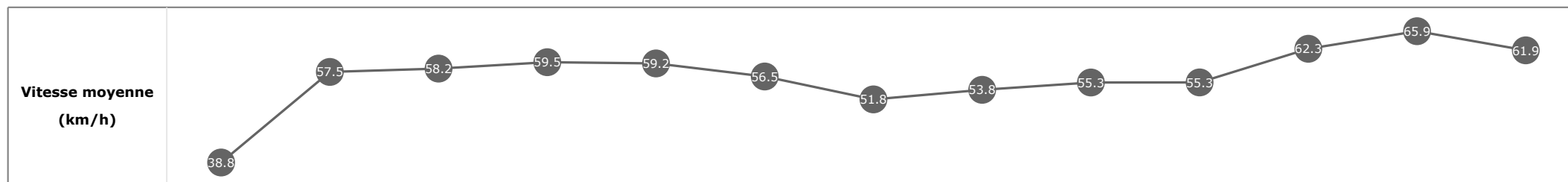


Statistiques Tracking
DEAUVILLE
C2 - PRIX DE FOLLEVILLE - 2500m
vendredi 28 février 2020 - 12:27

Cheval **SIR GEORGE**
 Jockey **V. CHEMINAUD**
 Rang d'arrivée **4**
 Temps de parcours **02:40.36**
 Tronçon le plus rapide **00:10.96** (tronçon 400m - 200m)
 Vitesse maximale **67.14** (tronçon 400m - 200m)
 Vitesse moyenne **56.6**

Données de tracking

Tronçons de 200m	DEP 2400m	2400m 2200m	2200m 2000m	2000m 1800m	1800m 1600m	1600m 1400m	1400m 1200m	1200m 1000m	1000m 800m	800m 600m	600m 400m	400m 200m	200m ARR
Temps de parcours	00:10.87	00:23.39	00:35.73	00:47.89	01:00.01	01:12.73	01:26.68	01:40.08	01:53.16	02:06.14	02:17.78	02:28.75	02:40.36
Temps du tronçon	00:10.92	00:12.51	00:12.34	00:12.15	00:12.12	00:12.72	00:13.94	00:13.40	00:13.07	00:12.97	00:11.64	00:10.96	00:11.61
Vitesse moyenne	38.8	57.5	58.2	59.5	59.2	56.5	51.8	53.8	55.3	55.3	62.3	65.9	61.9

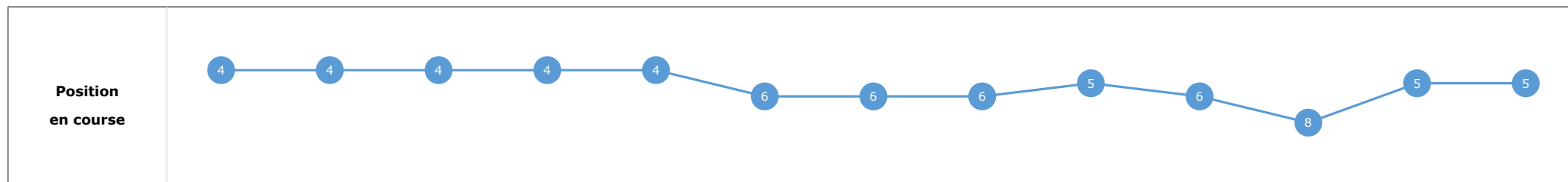
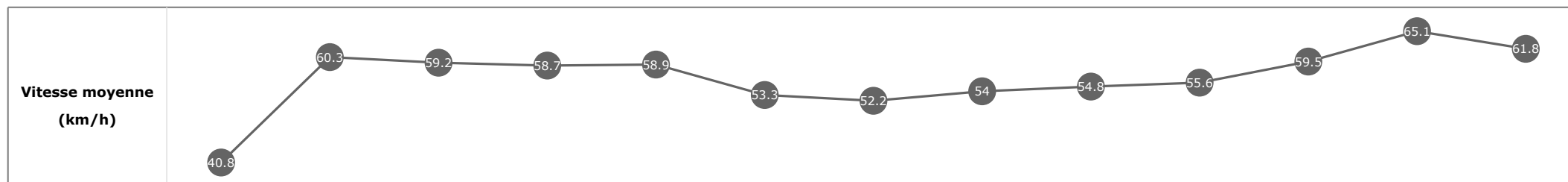


Statistiques Tracking
DEAUVILLE
C2 - PRIX DE FOLLEVILLE - 2500m
vendredi 28 février 2020 - 12:27

Cheval **FLUTE EN SOL**
 Jockey **Q. PERRETTE**
 Rang d'arrivée **5**
 Temps de parcours **02:40.45**
 Tronçon le plus rapide **00:11.08** (tronçon 400m - 200m)
 Vitesse maximale **65.77** (tronçon 400m - 200m)
 Vitesse moyenne **56.5**

Données de tracking

Tronçons de 200m	DEP 2400m	2400m 2200m	2200m 2000m	2000m 1800m	1800m 1600m	1600m 1400m	1400m 1200m	1200m 1000m	1000m 800m	800m 600m	600m 400m	400m 200m	200m ARR
Temps de parcours	00:10.24	00:22.26	00:34.38	00:46.61	00:58.88	01:12.38	01:26.17	01:39.44	01:52.60	02:05.57	02:17.69	02:28.78	02:40.45
Temps du tronçon	00:10.29	00:12.02	00:12.12	00:12.23	00:12.26	00:13.50	00:13.79	00:13.26	00:13.15	00:12.97	00:12.11	00:11.08	00:11.67
Vitesse moyenne	40.8	60.3	59.2	58.7	58.9	53.3	52.2	54	54.8	55.6	59.5	65.1	61.8


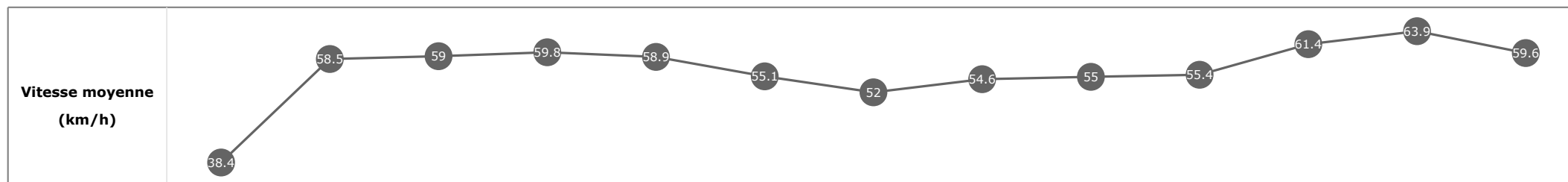


Statistiques Tracking
DEAUVILLE
C2 - PRIX DE FOLLEVILLE - 2500m
vendredi 28 février 2020 - 12:27

Cheval **WHAT IF**
 Jockey **E. HARDOUIN**
 Rang d'arrivée **6**
 Temps de parcours **02:40.93**
 Tronçon le plus rapide **00:11.28** (tronçon 400m - 200m)
 Vitesse maximale **65.48** (tronçon 400m - 200m)
 Vitesse moyenne **56.3**

Données de tracking

Tronçons de 200m	DEP 2400m	2400m 2200m	2200m 2000m	2000m 1800m	1800m 1600m	1600m 1400m	1400m 1200m	1200m 1000m	1000m 800m	800m 600m	600m 400m	400m 200m	200m ARR
Temps de parcours	00:10.92	00:23.28	00:35.42	00:47.48	00:59.64	01:12.72	01:26.54	01:39.78	01:52.86	02:05.81	02:17.61	02:28.89	02:40.93
Temps du tronçon	00:10.97	00:12.35	00:12.14	00:12.05	00:12.16	00:13.07	00:13.82	00:13.24	00:13.08	00:12.94	00:11.80	00:11.28	00:12.03
Vitesse moyenne	38.4	58.5	59	59.8	58.9	55.1	52	54.6	55	55.4	61.4	63.9	59.6


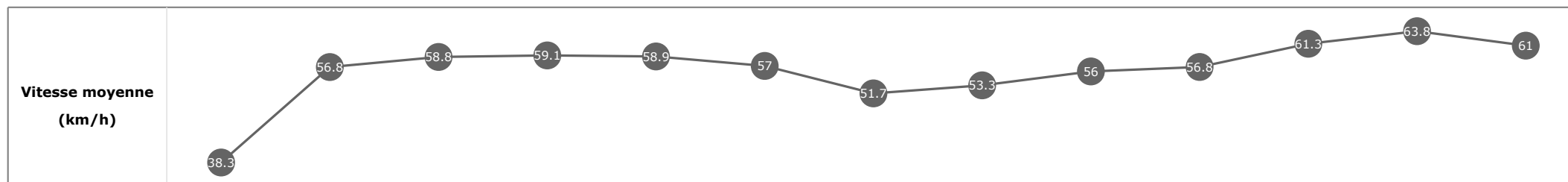


Statistiques Tracking
DEAUVILLE
C2 - PRIX DE FOLLEVILLE - 2500m
vendredi 28 février 2020 - 12:27

Cheval **SOUL SURVIVOR**
 Jockey T. BACHELOT
 Rang d'arrivée **7**
 Temps de parcours **02:40.98**
 Tronçon le plus rapide **00:11.29** (tronçon 400m - 200m)
 Vitesse maximale **64.87** (tronçon 400m - 200m)
 Vitesse moyenne **56.4**

Données de tracking

Tronçons de 200m	DEP 2400m	2400m 2200m	2200m 2000m	2000m 1800m	1800m 1600m	1600m 1400m	1400m 1200m	1200m 1000m	1000m 800m	800m 600m	600m 400m	400m 200m	200m ARR
Temps de parcours	00:11.05	00:23.69	00:35.97	00:48.16	01:00.32	01:12.99	01:26.95	01:40.46	01:53.24	02:06.07	02:17.88	02:29.17	02:40.98
Temps du tronçon	00:11.10	00:12.64	00:12.27	00:12.19	00:12.15	00:12.66	00:13.96	00:13.50	00:12.78	00:12.83	00:11.80	00:11.29	00:11.80
Vitesse moyenne	38.3	56.8	58.8	59.1	58.9	57	51.7	53.3	56	56.8	61.3	63.8	61

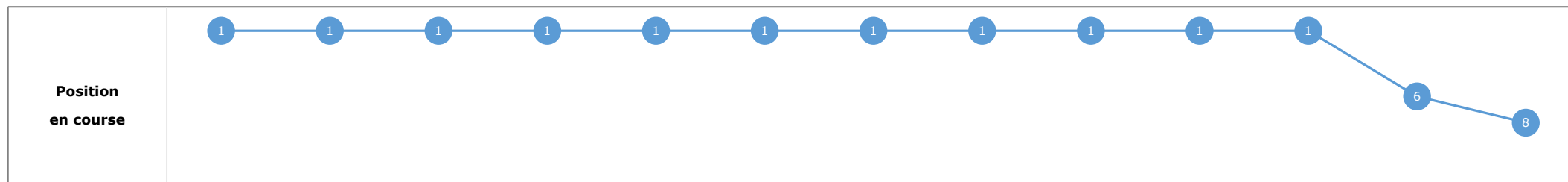
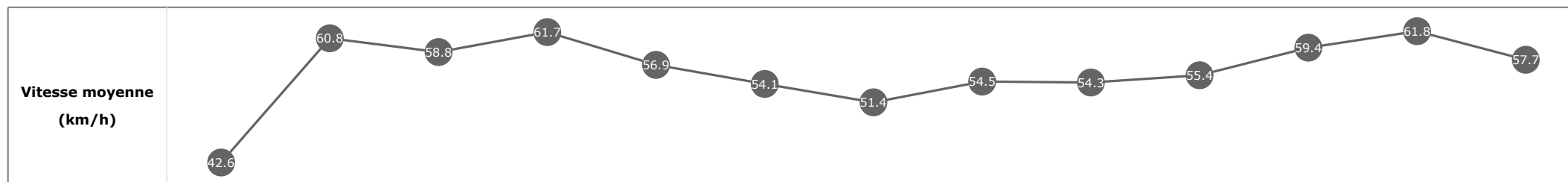


Statistiques Tracking
DEAUVILLE
C2 - PRIX DE FOLLEVILLE - 2500m
vendredi 28 février 2020 - 12:27

Cheval **LITTLE INDIA**
 Jockey **C. LEE**
 Rang d'arrivée **8**
 Temps de parcours **02:41.30**
 Tronçon le plus rapide **00:11.67** (tronçon 400m - 200m)
 Vitesse maximale **64.04** (tronçon 2000m - 1800m)
 Vitesse moyenne **56.2**

Données de tracking

Tronçons de 200m	DEP 2400m	2400m 2200m	2200m 2000m	2000m 1800m	1800m 1600m	1600m 1400m	1400m 1200m	1200m 1000m	1000m 800m	800m 600m	600m 400m	400m 200m	200m ARR
Temps de parcours	00:09.88	00:21.71	00:33.93	00:45.65	00:58.22	01:11.58	01:25.54	01:38.85	01:52.02	02:05.01	02:17.19	02:28.86	02:41.30
Temps du tronçon	00:09.94	00:11.82	00:12.22	00:11.71	00:12.57	00:13.35	00:13.95	00:13.31	00:13.17	00:12.98	00:12.17	00:11.67	00:12.44
Vitesse moyenne	42.6	60.8	58.8	61.7	56.9	54.1	51.4	54.5	54.3	55.4	59.4	61.8	57.7

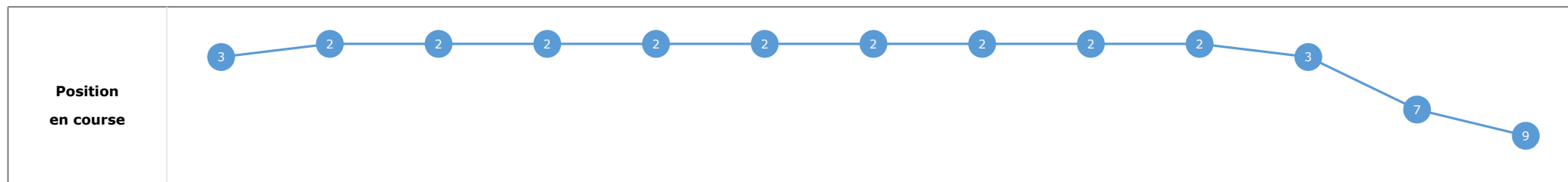
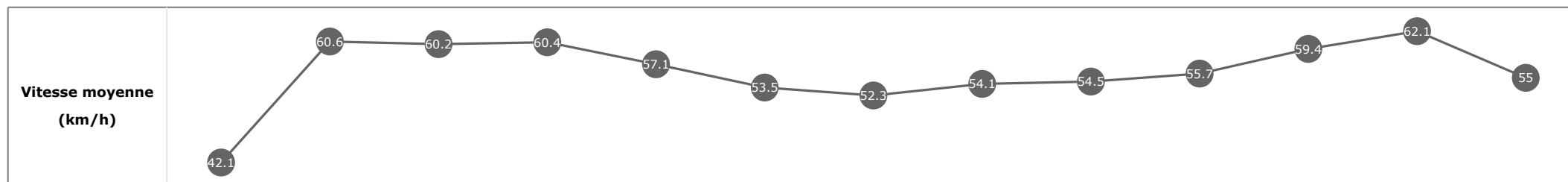


Statistiques Tracking
DEAUVILLE
C2 - PRIX DE FOLLEVILLE - 2500m
vendredi 28 février 2020 - 12:27

Cheval **GLOBAL EXPRESS**
 Jockey **M. GUYON**
 Rang d'arrivée **9**
 Temps de parcours **02:41.91**
 Tronçon le plus rapide **00:11.64** (tronçon 400m - 200m)
 Vitesse maximale **65.77** (tronçon 400m - 200m)
 Vitesse moyenne **56**

Données de tracking

Tronçons de 200m	DEP 2400m	2400m 2200m	2200m 2000m	2000m 1800m	1800m 1600m	1600m 1400m	1400m 1200m	1200m 1000m	1000m 800m	800m 600m	600m 400m	400m 200m	200m ARR
Temps de parcours	00:10.05	00:21.95	00:33.95	00:45.81	00:58.40	01:11.82	01:25.60	01:38.96	01:52.19	02:05.17	02:17.23	02:28.87	02:41.91
Temps du tronçon	00:10.10	00:11.89	00:12.00	00:11.85	00:12.59	00:13.42	00:13.78	00:13.35	00:13.22	00:12.97	00:12.06	00:11.64	00:13.04
Vitesse moyenne	42.1	60.6	60.2	60.4	57.1	53.5	52.3	54.1	54.5	55.7	59.4	62.1	55

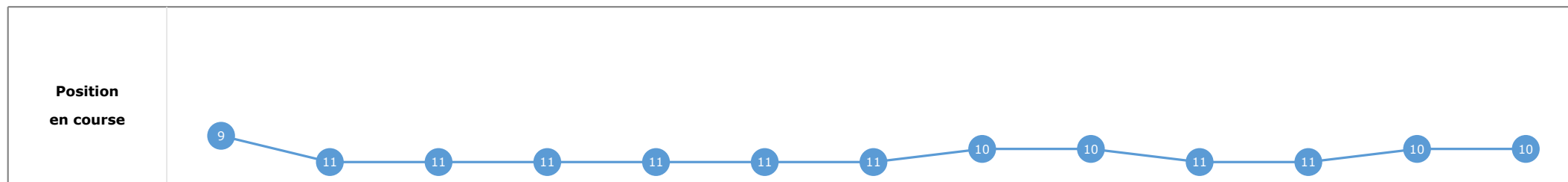
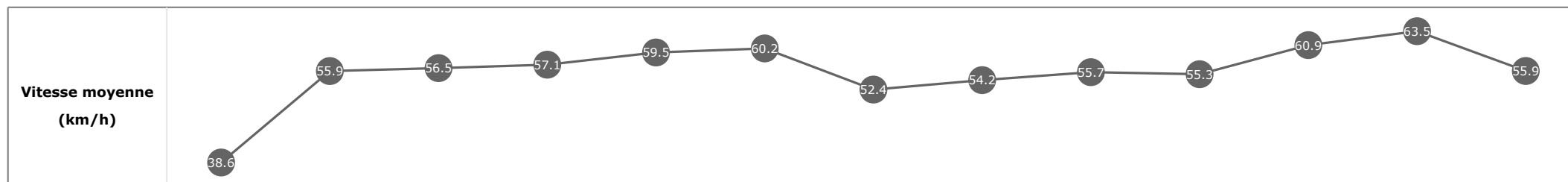


Statistiques Tracking
DEAUVILLE
C2 - PRIX DE FOLLEVILLE - 2500m
vendredi 28 février 2020 - 12:27

Cheval **NEVER COME BACK**
 Jockey M. JUSTUM
 Rang d'arrivée **10**
 Temps de parcours **02:42.20**
 Tronçon le plus rapide **00:11.36** (tronçon 400m - 200m)
 Vitesse maximale **65.05** (tronçon 400m - 200m)
 Vitesse moyenne **55.9**

Données de tracking

Tronçons de 200m	DEP 2400m	2400m 2200m	2200m 2000m	2000m 1800m	1800m 1600m	1600m 1400m	1400m 1200m	1200m 1000m	1000m 800m	800m 600m	600m 400m	400m 200m	200m ARR
Temps de parcours	00:10.90	00:23.79	00:36.56	00:49.11	01:01.22	01:13.29	01:27.01	01:40.30	01:53.19	02:06.14	02:18.00	02:29.37	02:42.20
Temps du tronçon	00:10.95	00:12.88	00:12.77	00:12.55	00:12.10	00:12.06	00:13.72	00:13.28	00:12.89	00:12.94	00:11.86	00:11.36	00:12.82
Vitesse moyenne	38.6	55.9	56.5	57.1	59.5	60.2	52.4	54.2	55.7	55.3	60.9	63.5	55.9



Statistiques Tracking
DEAUVILLE
C2 - PRIX DE FOLLEVILLE - 2500m
vendredi 28 février 2020 - 12:27

Cheval **SVEA**
 Jockey **A. CRASTUS**
 Rang d'arrivée **11**
 Temps de parcours **02:42.24**
 Tronçon le plus rapide **00:11.74** (tronçon 2000m - 1800m)
 Vitesse maximale **63.47** (tronçon 2000m - 1800m)
 Vitesse moyenne **55.9**

Données de tracking

Tronçons de 200m	DEP 2400m	2400m 2200m	2200m 2000m	2000m 1800m	1800m 1600m	1600m 1400m	1400m 1200m	1200m 1000m	1000m 800m	800m 600m	600m 400m	400m 200m	200m ARR
Temps de parcours	00:10.04	00:22.04	00:34.34	00:46.09	00:58.68	01:12.12	01:25.87	01:39.10	01:52.36	02:05.32	02:17.55	02:29.40	02:42.24
Temps du tronçon	00:10.09	00:12.00	00:12.29	00:11.74	00:12.59	00:13.44	00:13.75	00:13.22	00:13.26	00:12.95	00:12.23	00:11.85	00:12.83
Vitesse moyenne	41.6	59.9	58.7	61.5	57.1	53.4	52.5	54.4	54.4	55.3	59.5	60.4	56

