

**Statistiques Tracking**  
**DEAUVILLE**  
**C4 - PRIX BERING - 2500m**  
**vendredi 28 février 2020 - 13:25**

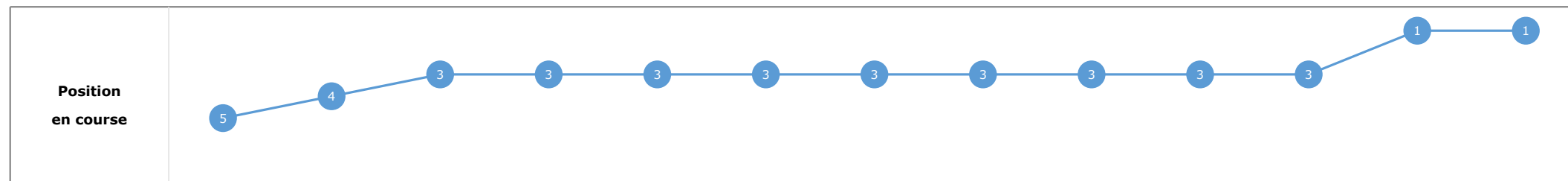
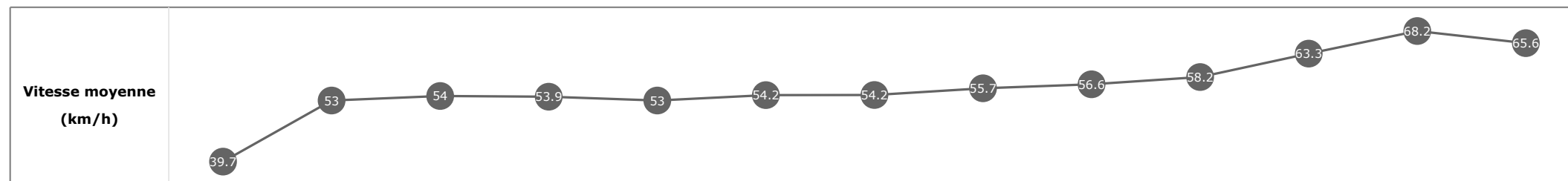
Partant (corde)	Cheval	Arrivée officielle	Vitesse Max	200m les plus rapides	Tronçons de 200m		DEP - 1000m	1000m - 800m	800m - 600m	600m - 400m	400m - 200m	200m - ARR	Temps officiel	Derniers 600m	Parcouru vs. 1er
					Temps passage en tête	Durée du tronçon	01:43.64	01:56.44	02:08.79	02:20.34	02:31.04	02:41.98			
					T1	T2	T3	T4	T5	T6					
<b>1</b> (1)	<b>FUNNY KID</b> M. GUYON	1	69.62 T5	00:10.52 T5	<b>01:43.94</b> 3 01:43.94	<b>01:56.71</b> 3 00:12.77	<b>02:09.06</b> 3 00:12.35	<b>02:20.51</b> 3 00:11.44	<b>02:31.04</b> 1 00:10.52	<b>02:41.98</b> 00:10.94	2'42"02	00:32.91			
<b>3</b> (7)	<b>KELLY'S DINO</b> C. LEE	2	68.90 T5	00:10.63 T5	<b>01:43.81</b> 2 01:43.81	<b>01:56.60</b> 2 00:12.79	<b>02:08.91</b> 2 00:12.31	<b>02:20.47</b> 2 00:11.56	<b>02:31.10</b> 2 00:10.63	<b>02:42.08</b> 00:10.97	2'42"10	00:33.17	1.92		
<b>6</b> (3)	<b>CHIPIRON</b> G. BENOIST	3	70.09 T5	00:10.64 T5	<b>01:44.10</b> 4 01:44.10	<b>01:56.86</b> 4 00:12.76	<b>02:09.15</b> 4 00:12.28	<b>02:20.62</b> 4 00:11.47	<b>02:31.26</b> 4 00:10.64	<b>02:42.27</b> 00:11.01	2'42"32	00:33.12	-1.44		
<b>4</b> (4)	<b>BOULEVARD</b> C. DEMURO	4	67.43 T5	00:10.79 T5	<b>01:43.64</b> 1 01:43.64	<b>01:56.44</b> 1 00:12.79	<b>02:08.79</b> 1 00:12.34	<b>02:20.34</b> 1 00:11.55	<b>02:31.13</b> 3 00:10.79	<b>02:42.42</b> 00:11.28	2'42"41	00:33.62	-1.77		
<b>5</b> (2)	<b>GOLDEN WOOD</b> A. LEMAITRE	5	67.39 T5	00:10.84 T5	<b>01:44.26</b> 6 01:44.26	<b>01:57.11</b> 6 00:12.85	<b>02:09.35</b> 6 00:12.23	<b>02:20.89</b> 6 00:11.53	<b>02:31.73</b> 6 00:10.84	<b>02:43.16</b> 00:11.43	2'43"12	00:33.81	3.18		
<b>2</b> (6)	<b>REPLENISH</b> E. HARDOUIN	6	67.32 T5	00:10.89 T5	<b>01:44.25</b> 5 01:44.25	<b>01:57.05</b> 5 00:12.79	<b>02:09.29</b> 5 00:12.23	<b>02:20.80</b> 5 00:11.51	<b>02:31.70</b> 5 00:10.89	<b>02:43.21</b> 00:11.51	2'43"20	00:33.91	-2.89		
<b>7</b> (5)	<b>PENSEE SPIRITUELLE</b> V. CHEMINAUD	7	65.70 T4	00:11.15 T5	<b>01:44.53</b> 7 01:44.53	<b>01:57.36</b> 7 00:12.82	<b>02:09.55</b> 7 00:12.19	<b>02:21.04</b> 7 00:11.49	<b>02:32.20</b> 7 00:11.15	<b>02:45.05</b> 00:12.85	2'44"66	00:35.50	-0.73		

**Statistiques Tracking**  
**DEAUVILLE**  
**C4 - PRIX BERING - 2500m**  
**vendredi 28 février 2020 - 13:25**

Cheval **FUNNY KID**  
 Jockey **M. GUYON**  
 Rang d'arrivée **1**  
 Temps de parcours **02:41.98**  
 Tronçon le plus rapide **00:10.52** (tronçon 400m - 200m)  
 Vitesse maximale **69.62** (tronçon 400m - 200m)  
 Vitesse moyenne **56**

**Données de tracking**

Tronçons de 200m	DEP 2400m	2400m 2200m	2200m 2000m	2000m 1800m	1800m 1600m	1600m 1400m	1400m 1200m	1200m 1000m	1000m 800m	800m 600m	600m 400m	400m 200m	200m ARR
<b>Temps de parcours</b>	<b>00:10.56</b>	<b>00:24.20</b>	<b>00:37.46</b>	<b>00:50.85</b>	<b>01:04.39</b>	<b>01:17.73</b>	<b>01:30.97</b>	<b>01:43.94</b>	<b>01:56.71</b>	<b>02:09.06</b>	<b>02:20.51</b>	<b>02:31.04</b>	<b>02:41.98</b>
Temps du tronçon	00:10.61	00:13.64	00:13.26	00:13.38	00:13.54	00:13.34	00:13.24	00:12.96	00:12.77	00:12.35	00:11.44	00:10.52	00:10.94
<b>Vitesse moyenne</b>	39.7	53	54	53.9	53	54.2	54.2	55.7	56.6	58.2	63.3	68.2	65.6

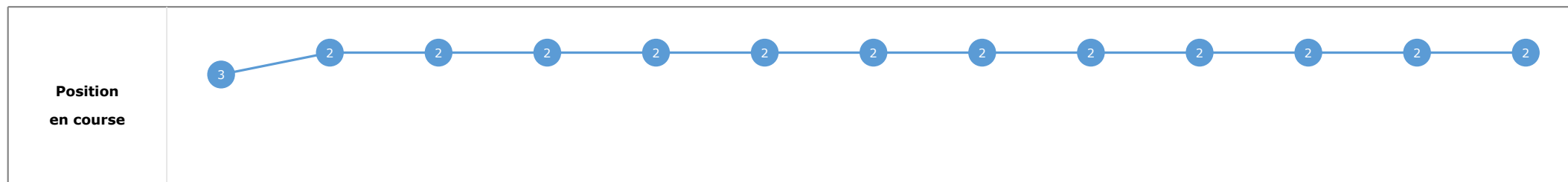
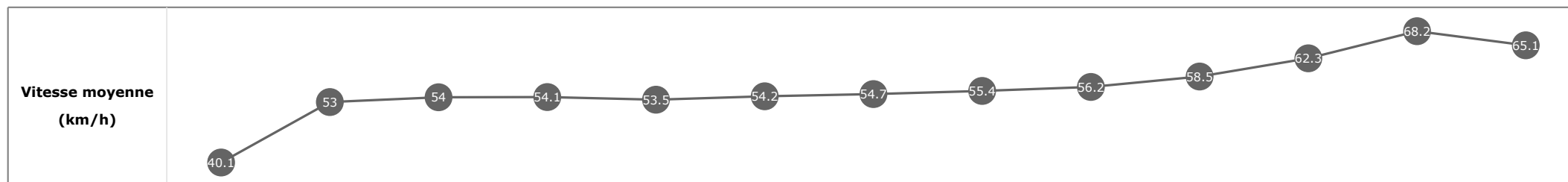


**Statistiques Tracking**  
**DEAUVILLE**  
**C4 - PRIX BERING - 2500m**  
**vendredi 28 février 2020 - 13:25**

Cheval **KELLY'S DINO**  
 Jockey **C. LEE**  
 Rang d'arrivée **2**  
 Temps de parcours **02:42.08**  
 Tronçon le plus rapide **00:10.63** (tronçon 400m - 200m)  
 Vitesse maximale **68.90** (tronçon 400m - 200m)  
 Vitesse moyenne **56**

**Données de tracking**

Tronçons de 200m	DEP 2400m	2400m 2200m	2200m 2000m	2000m 1800m	1800m 1600m	1600m 1400m	1400m 1200m	1200m 1000m	1000m 800m	800m 600m	600m 400m	400m 200m	200m ARR
<b>Temps de parcours</b>	<b>00:10.51</b>	<b>00:24.06</b>	<b>00:37.39</b>	<b>00:50.77</b>	<b>01:04.32</b>	<b>01:17.57</b>	<b>01:30.81</b>	<b>01:43.81</b>	<b>01:56.60</b>	<b>02:08.91</b>	<b>02:20.47</b>	<b>02:31.10</b>	<b>02:42.08</b>
Temps du tronçon	00:10.56	00:13.54	00:13.32	00:13.38	00:13.55	00:13.24	00:13.23	00:13.00	00:12.79	00:12.31	00:11.56	00:10.63	00:10.97
<b>Vitesse moyenne</b>	40.1	53	54	54.1	53.5	54.2	54.7	55.4	56.2	58.5	62.3	68.2	65.1

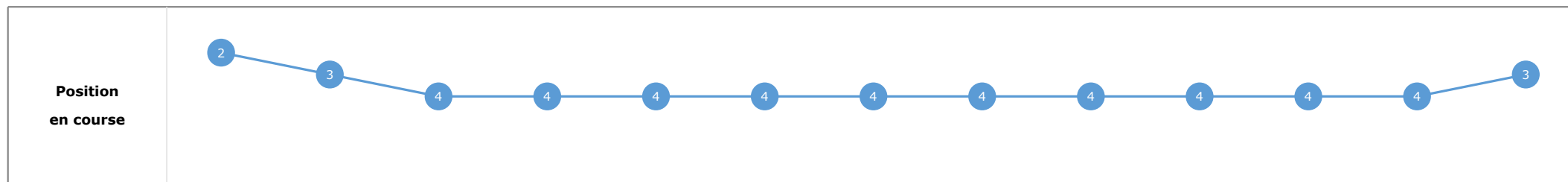
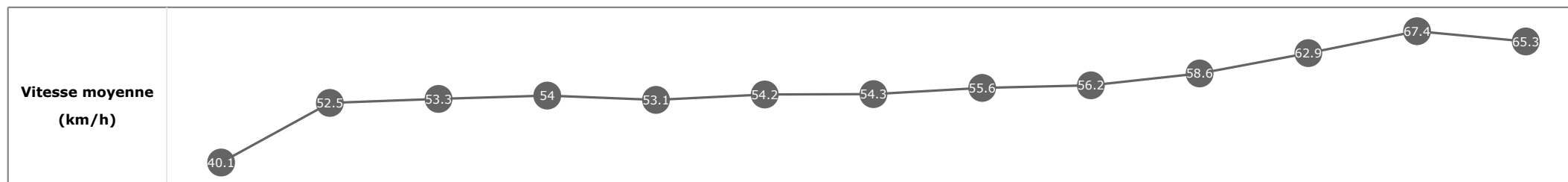


**Statistiques Tracking**  
**DEAUVILLE**  
**C4 - PRIX BERING - 2500m**  
**vendredi 28 février 2020 - 13:25**

Cheval **CHIPIRON**  
 Jockey **G. BENOIST**  
 Rang d'arrivée **3**  
 Temps de parcours **02:42.27**  
 Tronçon le plus rapide **00:10.64** (tronçon 400m - 200m)  
 Vitesse maximale **70.09** (tronçon 400m - 200m)  
 Vitesse moyenne **55.8**

**Données de tracking**

Tronçons de 200m	DEP 2400m	2400m 2200m	2200m 2000m	2000m 1800m	1800m 1600m	1600m 1400m	1400m 1200m	1200m 1000m	1000m 800m	800m 600m	600m 400m	400m 200m	200m ARR
<b>Temps de parcours</b>	<b>00:10.46</b>	<b>00:24.17</b>	<b>00:37.67</b>	<b>00:50.98</b>	<b>01:04.56</b>	<b>01:17.89</b>	<b>01:31.12</b>	<b>01:44.10</b>	<b>01:56.86</b>	<b>02:09.15</b>	<b>02:20.62</b>	<b>02:31.26</b>	<b>02:42.27</b>
Temps du tronçon	00:10.51	00:13.71	00:13.50	00:13.31	00:13.57	00:13.33	00:13.23	00:12.97	00:12.76	00:12.28	00:11.47	00:10.64	00:11.01
<b>Vitesse moyenne</b>	40.1	52.5	53.3	54	53.1	54.2	54.3	55.6	56.2	58.6	62.9	67.4	65.3

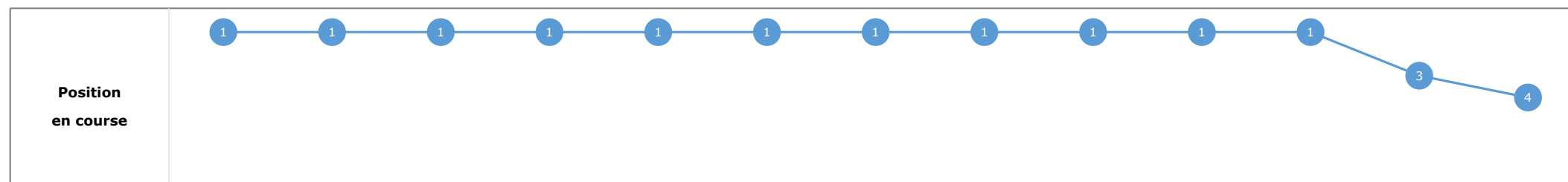
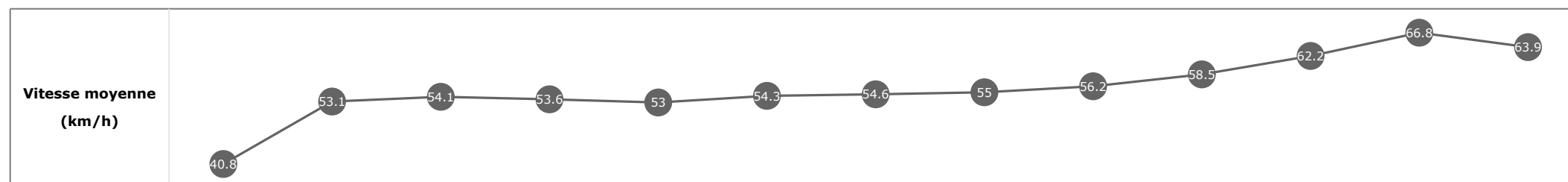


**Statistiques Tracking**  
**DEAUVILLE**  
**C4 - PRIX BERING - 2500m**  
**vendredi 28 février 2020 - 13:25**

Cheval **BOULEVARD**  
 Jockey C. DEMURO  
 Rang d'arrivée **4**  
 Temps de parcours **02:42.42**  
 Tronçon le plus rapide **00:10.79** (tronçon 400m - 200m)  
 Vitesse maximale **67.43** (tronçon 400m - 200m)  
 Vitesse moyenne **55.8**

**Données de tracking**

Tronçons de 200m	DEP 2400m	2400m 2200m	2200m 2000m	2000m 1800m	1800m 1600m	1600m 1400m	1400m 1200m	1200m 1000m	1000m 800m	800m 600m	600m 400m	400m 200m	200m ARR
<b>Temps de parcours</b>	<b>00:10.26</b>	<b>00:23.78</b>	<b>00:37.13</b>	<b>00:50.54</b>	<b>01:04.08</b>	<b>01:17.40</b>	<b>01:30.60</b>	<b>01:43.64</b>	<b>01:56.44</b>	<b>02:08.79</b>	<b>02:20.34</b>	<b>02:31.13</b>	<b>02:42.42</b>
Temps du tronçon	00:10.31	00:13.52	00:13.35	00:13.41	00:13.53	00:13.32	00:13.19	00:13.04	00:12.79	00:12.34	00:11.55	00:10.79	00:11.28
<b>Vitesse moyenne</b>	40.8	53.1	54.1	53.6	53	54.3	54.6	55	56.2	58.5	62.2	66.8	63.9

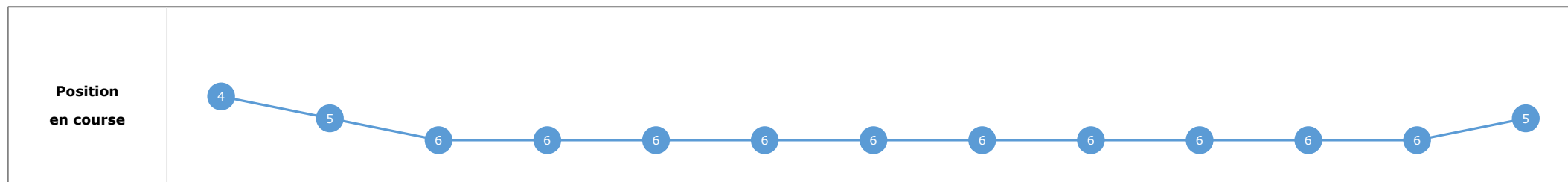
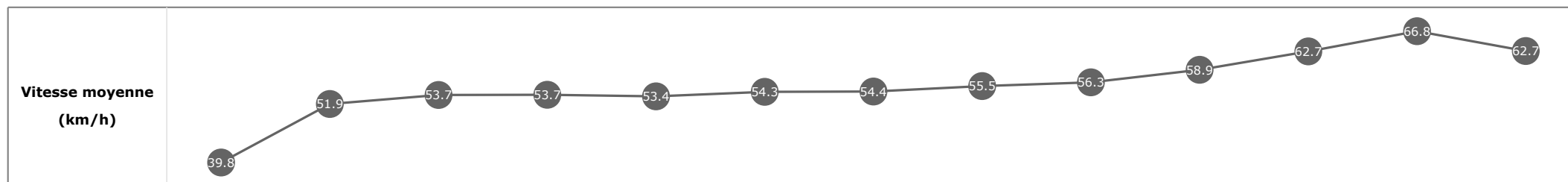


**Statistiques Tracking**  
**DEAUVILLE**  
**C4 - PRIX BERING - 2500m**  
**vendredi 28 février 2020 - 13:25**

Cheval **GOLDEN WOOD**  
 Jockey **A. LEMAITRE**  
 Rang d'arrivée **5**  
 Temps de parcours **02:43.16**  
 Tronçon le plus rapide **00:10.84** (tronçon 400m - 200m)  
 Vitesse maximale **67.39** (tronçon 400m - 200m)  
 Vitesse moyenne **55.6**

**Données de tracking**

Tronçons de 200m	DEP 2400m	2400m 2200m	2200m 2000m	2000m 1800m	1800m 1600m	1600m 1400m	1400m 1200m	1200m 1000m	1000m 800m	800m 600m	600m 400m	400m 200m	200m ARR
<b>Temps de parcours</b>	<b>00:10.54</b>	<b>00:24.43</b>	<b>00:37.89</b>	<b>00:51.26</b>	<b>01:04.77</b>	<b>01:18.11</b>	<b>01:31.27</b>	<b>01:44.26</b>	<b>01:57.11</b>	<b>02:09.35</b>	<b>02:20.89</b>	<b>02:31.73</b>	<b>02:43.16</b>
Temps du tronçon	00:10.59	00:13.89	00:13.46	00:13.36	00:13.50	00:13.33	00:13.16	00:12.98	00:12.85	00:12.23	00:11.53	00:10.84	00:11.43
<b>Vitesse moyenne</b>	39.8	51.9	53.7	53.7	53.4	54.3	54.4	55.5	56.3	58.9	62.7	66.8	62.7

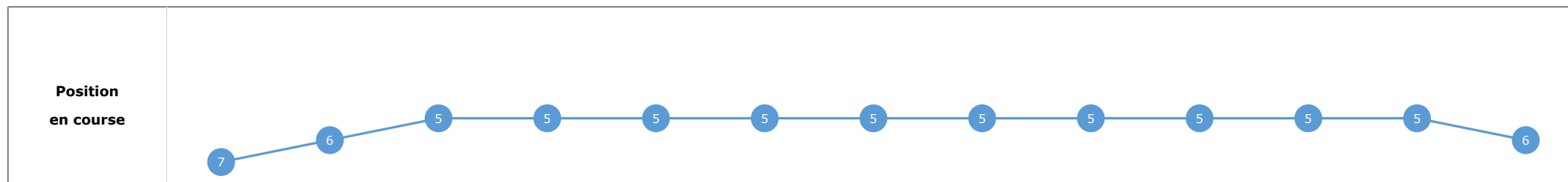
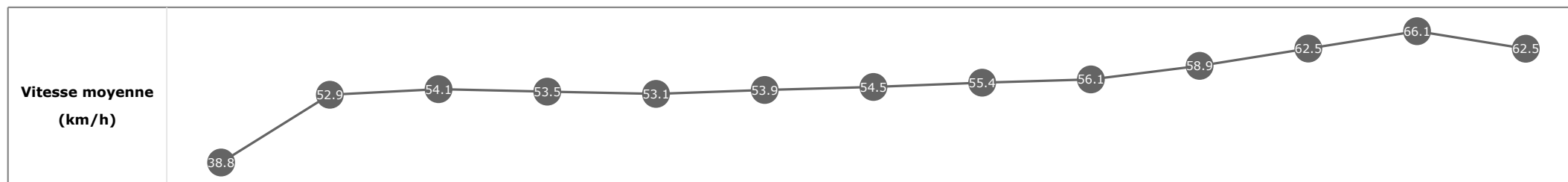


**Statistiques Tracking**  
**DEAUVILLE**  
**C4 - PRIX BERING - 2500m**  
**vendredi 28 février 2020 - 13:25**

Cheval **REPLENISH**  
 Jockey **E. HARDOUIN**  
 Rang d'arrivée **6**  
 Temps de parcours **02:43.21**  
 Tronçon le plus rapide **00:10.89** (tronçon 400m - 200m)  
 Vitesse maximale **67.32** (tronçon 400m - 200m)  
 Vitesse moyenne **55.5**

**Données de tracking**

Tronçons de 200m	DEP 2400m	2400m 2200m	2200m 2000m	2000m 1800m	1800m 1600m	1600m 1400m	1400m 1200m	1200m 1000m	1000m 800m	800m 600m	600m 400m	400m 200m	200m ARR
<b>Temps de parcours</b>	<b>00:10.89</b>	<b>00:24.50</b>	<b>00:37.81</b>	<b>00:51.18</b>	<b>01:04.74</b>	<b>01:18.06</b>	<b>01:31.26</b>	<b>01:44.25</b>	<b>01:57.05</b>	<b>02:09.29</b>	<b>02:20.80</b>	<b>02:31.70</b>	<b>02:43.21</b>
Temps du tronçon	00:10.94	00:13.61	00:13.30	00:13.36	00:13.56	00:13.31	00:13.20	00:12.99	00:12.79	00:12.23	00:11.51	00:10.89	00:11.51
<b>Vitesse moyenne</b>	38.8	52.9	54.1	53.5	53.1	53.9	54.5	55.4	56.1	58.9	62.5	66.1	62.5



**Statistiques Tracking**  
**DEAUVILLE**  
**C4 - PRIX BERING - 2500m**  
**vendredi 28 février 2020 - 13:25**

Cheval **PENSEE SPIRITUELLE**  
 Jockey V. CHEMINAUD  
 Rang d'arrivée **7**  
 Temps de parcours **02:45.05**  
 Tronçon le plus rapide **00:11.15** (tronçon 400m - 200m)  
 Vitesse maximale **65.70** (tronçon 600m - 400m)  
 Vitesse moyenne **54.9**

**Données de tracking**

Tronçons de 200m	DEP 2400m	2400m 2200m	2200m 2000m	2000m 1800m	1800m 1600m	1600m 1400m	1400m 1200m	1200m 1000m	1000m 800m	800m 600m	600m 400m	400m 200m	200m ARR
<b>Temps de parcours</b>	<b>00:10.77</b>	<b>00:24.73</b>	<b>00:38.19</b>	<b>00:51.49</b>	<b>01:05.02</b>	<b>01:18.45</b>	<b>01:31.54</b>	<b>01:44.53</b>	<b>01:57.36</b>	<b>02:09.55</b>	<b>02:21.04</b>	<b>02:32.20</b>	<b>02:45.05</b>
Temps du tronçon	00:10.82	00:13.96	00:13.45	00:13.30	00:13.53	00:13.42	00:13.09	00:12.98	00:12.82	00:12.19	00:11.49	00:11.15	00:12.85
<b>Vitesse moyenne</b>	38.8	51.7	53.3	54.5	53	53.6	55.1	55.5	56	59	62.7	64.8	55.7

