

**Statistiques Tracking**  
**DEAUVILLE**  
**C3 - GRAND HANDICAP DES COLLECTIVITES LOCALES - 1900m**  
**dimanche 2 août 2020 - 15:15**


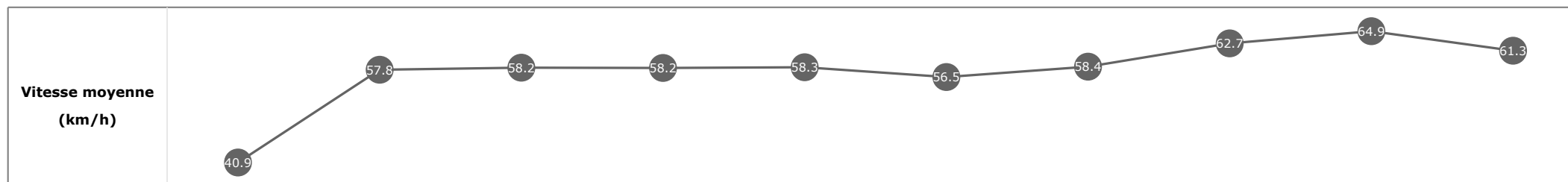
Partant (corde)	Cheval	Arrivée officielle	Tronçons de 200m		DEP - 1000m	1000m - 800m	800m - 600m	600m - 400m	400m - 200m	200m - ARR	Temps officiel	Derniers 600m	Parcours vs. 1er
			Temps passage en tête	Durée du tronçon	00:57.81	01:10.37	01:22.77	01:34.70	01:46.13	01:58.07			
			Vitesse Max	200m les plus rapides	T1	T2	T3	T4	T5	T6			
12 (7)	CHASSELAY M. GUYON	1	67.00 T5	00:11.10 T5	00:58.56 00:58.56	01:11.21 00:12.65	01:23.60 00:12.38	01:35.25 00:11.65	01:46.35 00:11.10	01:58.07 00:11.71	1'58"15	00:34.47	
6 (1)	CHAILLOUE M. BARZALONA	2	67.57 T5	00:11.14 T5	00:58.72 00:58.72	01:11.06 00:12.34	01:23.44 00:12.38	01:35.05 00:11.60	01:46.19 00:11.14	01:58.11 00:11.92	1'58"19	00:34.67	-3.49
5 (11)	APOLLO FLIGHT C. DEMURO	3	64.87 T5	00:11.43 T5	00:57.81 00:57.81	01:10.37 00:12.56	01:22.77 00:12.40	01:34.70 00:11.93	01:46.13 00:11.43	01:58.13 00:11.99	1'58"22	00:35.36	2.17
13 (12)	DIWAN SENORA G. BENOIST	4	67.57 T5	00:11.09 T5	00:58.87 00:58.87	01:11.49 00:12.61	01:23.82 00:12.32	01:35.51 00:11.69	01:46.61 00:11.09	01:58.25 00:11.63	1'58"31	00:34.43	-0.99
14 (13)	KHOCHENKO E. HARDOUIN	5	68.29 T5	00:10.90 T5	00:59.39 00:59.39	01:11.92 00:12.53	01:24.18 00:12.26	01:35.72 00:11.54	01:46.62 00:10.90	01:58.33 00:11.70	1'58"35	00:34.15	2.71
7 (10)	MAGARI J. MARCIALIS	6	68.29 T5	00:10.96 T5	00:59.10 00:59.10	01:11.64 00:12.54	01:23.90 00:12.26	01:35.60 00:11.70	01:46.57 00:10.96	01:58.35 00:11.78	1'58"39	00:34.44	2.55
3 (6)	CARLTON CHOICE J. CLAUDIC	7	64.94 T5	00:11.41 T5	00:58.25 00:58.25	01:10.82 00:12.56	01:23.13 00:12.31	01:35.02 00:11.88	01:46.43 00:11.41	01:58.34 00:11.90	1'58"45	00:35.21	-1.94
15 (2)	ILLOGIC I. MENDIZABAL	8	65.23 T5	00:11.47 T5	00:58.09 00:58.09	01:10.66 00:12.56	01:23.05 00:12.38	01:34.86 00:11.80	01:46.33 00:11.47	01:58.56 00:12.23	1'58"56	00:35.51	-0.39
11 (9)	PRETORIO H. JOURNIAC	9	64.44 T5	00:11.48 T5	00:57.96 00:57.96	01:10.51 00:12.54	01:22.90 00:12.39	01:34.85 00:11.95	01:46.34 00:11.48	01:58.77 00:12.42	1'58"79	00:35.86	4.08
16 (3)	LA FIBRE A. NICCO	10	68.51 T5	00:10.97 T5	00:59.54 00:59.54	01:11.83 00:12.28	01:24.12 00:12.28	01:35.72 00:11.60	01:46.69 00:10.97	01:58.86 00:12.17	1'58"79	00:34.74	-1.04
2 (4)	FICELLE DU HOULEY PC. BOUDOT	11	65.99 T5	00:11.32 T5	00:58.42 00:58.42	01:11.01 00:12.59	01:23.37 00:12.35	01:35.15 00:11.78	01:46.47 00:11.32	01:58.83 00:12.36	1'58"93	00:35.46	1.23
9 (14)	BLISS FOR EVER S. PASQUIER	12	65.20 T5	00:11.50 T5	00:59.03 00:59.03	01:11.32 00:12.29	01:23.66 00:12.33	01:35.35 00:11.68	01:46.85 00:11.50	01:59.87 00:13.02	1'59"88	00:36.21	-0.83
4 (8)	ALABAA A. BADEL	13	64.04 T4	00:11.68 T5	00:58.86 00:58.86	01:11.47 00:12.60	01:23.74 00:12.27	01:35.54 00:11.79	01:47.22 00:11.68	02:00.38 00:13.15	2'00"28	00:36.63	4.74
8 (15)	AMIRVANN T. BACHELOT	14	63.83 T5	00:11.54 T5	00:59.25 00:59.25	01:11.76 00:12.50	01:23.97 00:12.20	01:35.78 00:11.80	01:47.32 00:11.54	02:00.44 00:13.11	2'00"59	00:36.47	-1.45
10 (5)	ELECTRON LIBRE V. CHEMINAUD	15	63.54 T4	00:11.64 T5	00:58.63 00:58.63	01:11.21 00:12.58	01:23.49 00:12.27	01:35.37 00:11.88	01:47.02 00:11.64	02:00.71 00:13.68	2'00"78	00:37.22	4.61
1 (16)	GOLDEN RAJSA C. SOUMILLON	16	65.12 T5	00:11.51 T5	00:59.68 00:59.68	01:12.13 00:12.45	01:24.42 00:12.28	01:36.16 00:11.74	01:47.68 00:11.51	02:02.62 00:14.94	2'02"76	00:38.20	3.19

**Statistiques Tracking**  
**DEAUVILLE**  
**C3 - GRAND HANDICAP DES COLLECTIVITES LOCALES - 1900m**  
**dimanche 2 août 2020 - 15:15**

Cheval **CHASSELAY**  
 Jockey **M. GUYON**  
 Rang d'arrivée **1**  
 Temps de parcours **01:58.07**  
 Tronçon le plus rapide **00:11.10** (tronçon 400m - 200m)  
 Vitesse maximale **67.00** (tronçon 400m - 200m)  
 Vitesse moyenne **58.1**

**Données de tracking**

Tronçons de 200m	DEP 1800m	1800m 1600m	1600m 1400m	1400m 1200m	1200m 1000m	1000m 800m	800m 600m	600m 400m	400m 200m	200m ARR
<b>Temps de parcours</b>	<b>00:08.98</b>	<b>00:21.47</b>	<b>00:33.85</b>	<b>00:46.14</b>	<b>00:58.56</b>	<b>01:11.21</b>	<b>01:23.60</b>	<b>01:35.25</b>	<b>01:46.35</b>	<b>01:58.07</b>
Temps du tronçon	00:09.03	00:12.49	00:12.37	00:12.28	00:12.42	00:12.65	00:12.38	00:11.65	00:11.10	00:11.71
<b>Vitesse moyenne</b>	40.9	57.8	58.2	58.2	58.3	56.5	58.4	62.7	64.9	61.3


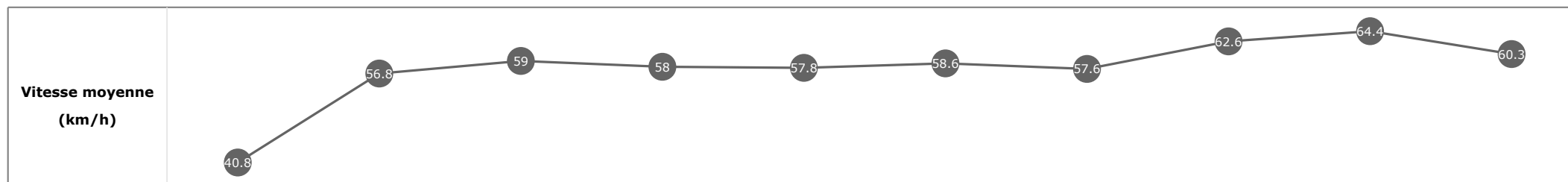


**Statistiques Tracking**  
**DEAUVILLE**  
**C3 - GRAND HANDICAP DES COLLECTIVITES LOCALES - 1900m**  
**dimanche 2 août 2020 - 15:15**

Cheval **CHAILLOUE**  
 Jockey **M. BARZALONA**  
 Rang d'arrivée **2**  
 Temps de parcours **01:58.11**  
 Tronçon le plus rapide **00:11.14** (tronçon 400m - 200m)  
 Vitesse maximale **67.57** (tronçon 400m - 200m)  
 Vitesse moyenne **58**

**Données de tracking**

Tronçons de 200m	DEP 1800m	1800m 1600m	1600m 1400m	1400m 1200m	1200m 1000m	1000m 800m	800m 600m	600m 400m	400m 200m	200m ARR
<b>Temps de parcours</b>	<b>00:08.99</b>	<b>00:21.63</b>	<b>00:33.88</b>	<b>00:46.29</b>	<b>00:58.72</b>	<b>01:11.06</b>	<b>01:23.44</b>	<b>01:35.05</b>	<b>01:46.19</b>	<b>01:58.11</b>
Temps du tronçon	00:09.04	00:12.64	00:12.25	00:12.40	00:12.42	00:12.34	00:12.38	00:11.60	00:11.14	00:11.92
<b>Vitesse moyenne</b>	40.8	56.8	59	58	57.8	58.6	57.6	62.6	64.4	60.3


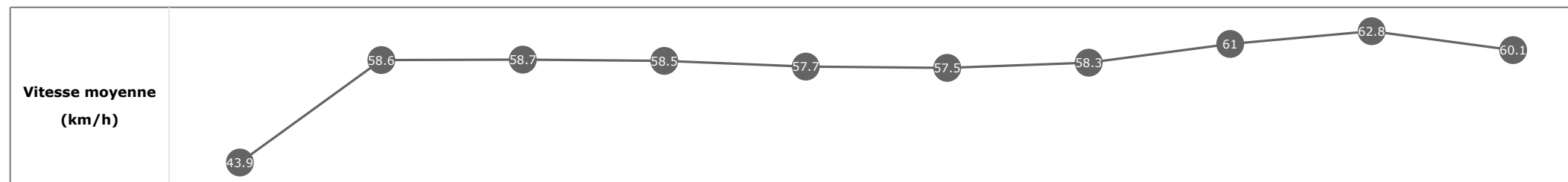


**Statistiques Tracking**  
**DEAUVILLE**  
**C3 - GRAND HANDICAP DES COLLECTIVITES LOCALES - 1900m**  
**dimanche 2 août 2020 - 15:15**

Cheval **APOLLO FLIGHT**  
 Jockey **C. DEMURO**  
 Rang d'arrivée **3**  
 Temps de parcours **01:58.13**  
 Tronçon le plus rapide **00:11.43** (tronçon 400m - 200m)  
 Vitesse maximale **64.87** (tronçon 400m - 200m)  
 Vitesse moyenne **58.1**

**Données de tracking**

Tronçons de 200m	DEP 1800m	1800m 1600m	1600m 1400m	1400m 1200m	1200m 1000m	1000m 800m	800m 600m	600m 400m	400m 200m	200m ARR
<b>Temps de parcours</b>	<b>00:08.37</b>	<b>00:20.77</b>	<b>00:33.06</b>	<b>00:45.37</b>	<b>00:57.81</b>	<b>01:10.37</b>	<b>01:22.77</b>	<b>01:34.70</b>	<b>01:46.13</b>	<b>01:58.13</b>
Temps du tronçon	00:08.42	00:12.39	00:12.29	00:12.30	00:12.43	00:12.56	00:12.40	00:11.93	00:11.43	00:11.99
<b>Vitesse moyenne</b>	43.9	58.6	58.7	58.5	57.7	57.5	58.3	61	62.8	60.1


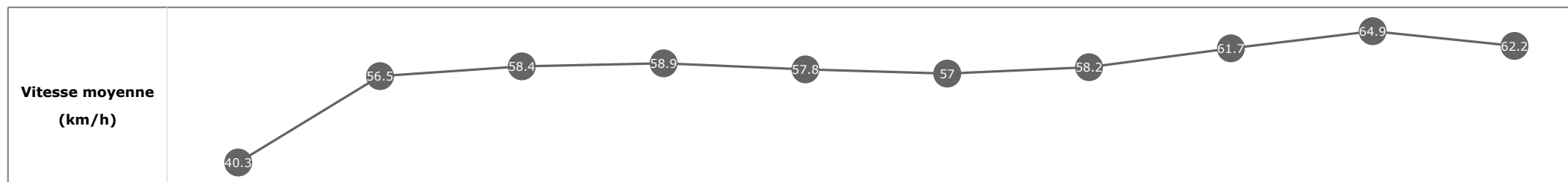


**Statistiques Tracking**  
**DEAUVILLE**  
**C3 - GRAND HANDICAP DES COLLECTIVITES LOCALES - 1900m**  
**dimanche 2 août 2020 - 15:15**

Cheval **DIWAN SENORA**  
 Jockey **G. BENOIST**  
 Rang d'arrivée **4**  
 Temps de parcours **01:58.25**  
 Tronçon le plus rapide **00:11.09** (tronçon 400m - 200m)  
 Vitesse maximale **67.57** (tronçon 400m - 200m)  
 Vitesse moyenne **58**

**Données de tracking**

Tronçons de 200m	DEP 1800m	1800m 1600m	1600m 1400m	1400m 1200m	1200m 1000m	1000m 800m	800m 600m	600m 400m	400m 200m	200m ARR
<b>Temps de parcours</b>	<b>00:09.04</b>	<b>00:21.82</b>	<b>00:34.19</b>	<b>00:46.45</b>	<b>00:58.87</b>	<b>01:11.49</b>	<b>01:23.82</b>	<b>01:35.51</b>	<b>01:46.61</b>	<b>01:58.25</b>
Temps du tronçon	00:09.08	00:12.78	00:12.36	00:12.26	00:12.42	00:12.61	00:12.32	00:11.69	00:11.09	00:11.63
<b>Vitesse moyenne</b>	40.3	56.5	58.4	58.9	57.8	57	58.2	61.7	64.9	62.2

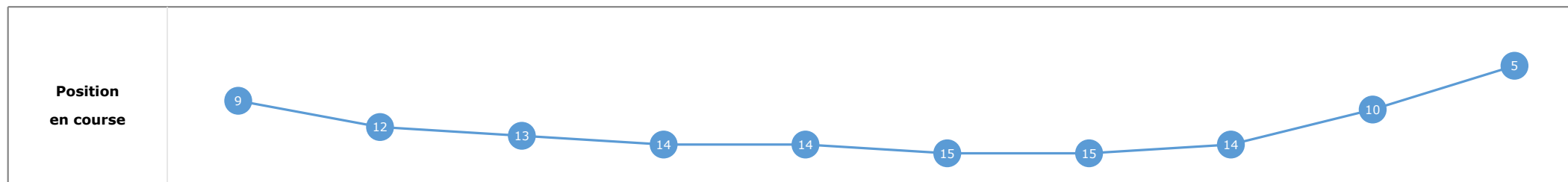
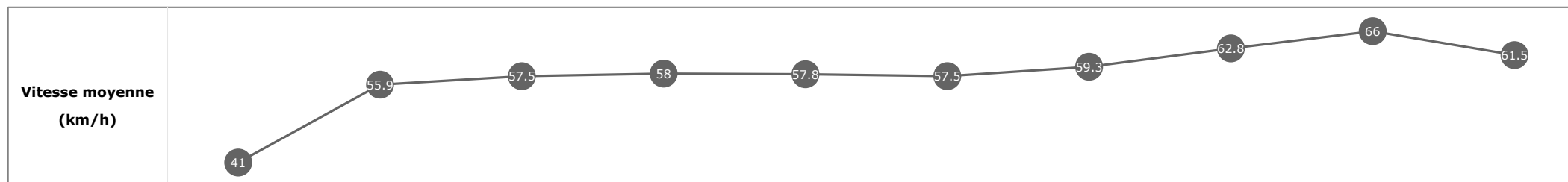


**Statistiques Tracking**  
**DEAUVILLE**  
**C3 - GRAND HANDICAP DES COLLECTIVITES LOCALES - 1900m**  
**dimanche 2 août 2020 - 15:15**

Cheval **KHOCHENKO**  
 Jockey **E. HARDOUIN**  
 Rang d'arrivée **5**  
 Temps de parcours **01:58.33**  
 Tronçon le plus rapide **00:10.90** (tronçon 400m - 200m)  
 Vitesse maximale **68.29** (tronçon 400m - 200m)  
 Vitesse moyenne **58**

**Données de tracking**

Tronçons de 200m	DEP 1800m	1800m 1600m	1600m 1400m	1400m 1200m	1200m 1000m	1000m 800m	800m 600m	600m 400m	400m 200m	200m ARR
<b>Temps de parcours</b>	<b>00:08.97</b>	<b>00:21.96</b>	<b>00:34.55</b>	<b>00:46.91</b>	<b>00:59.39</b>	<b>01:11.92</b>	<b>01:24.18</b>	<b>01:35.72</b>	<b>01:46.62</b>	<b>01:58.33</b>
Temps du tronçon	00:09.02	00:12.99	00:12.58	00:12.36	00:12.47	00:12.53	00:12.26	00:11.54	00:10.90	00:11.70
<b>Vitesse moyenne</b>	41	55.9	57.5	58	57.8	57.5	59.3	62.8	66	61.5

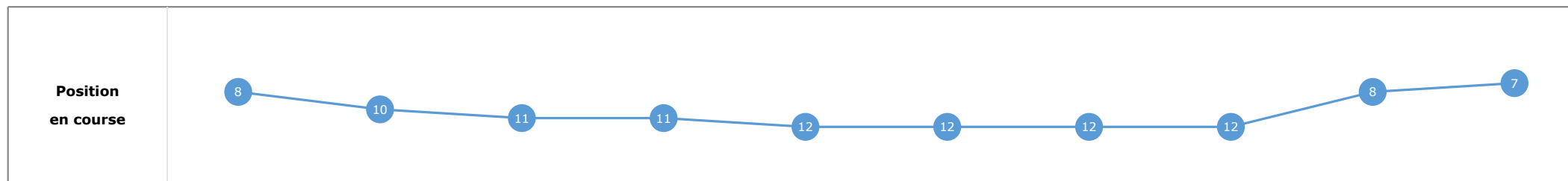
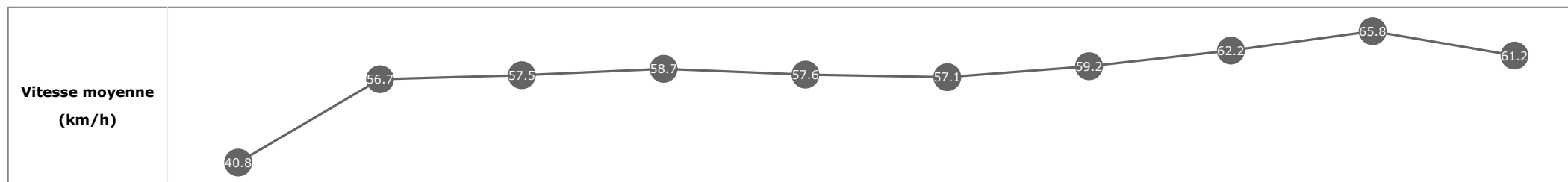


**Statistiques Tracking**  
**DEAUVILLE**  
**C3 - GRAND HANDICAP DES COLLECTIVITES LOCALES - 1900m**  
**dimanche 2 août 2020 - 15:15**

Cheval **MAGARI**  
 Jockey **J. MARCIALIS**  
 Rang d'arrivée **6**  
 Temps de parcours **01:58.35**  
 Tronçon le plus rapide **00:10.96** (tronçon 400m - 200m)  
 Vitesse maximale **68.29** (tronçon 400m - 200m)  
 Vitesse moyenne **58**

**Données de tracking**

Tronçons de 200m	DEP 1800m	1800m 1600m	1600m 1400m	1400m 1200m	1200m 1000m	1000m 800m	800m 600m	600m 400m	400m 200m	200m ARR
<b>Temps de parcours</b>	<b>00:08.93</b>	<b>00:21.72</b>	<b>00:34.31</b>	<b>00:46.59</b>	<b>00:59.10</b>	<b>01:11.64</b>	<b>01:23.90</b>	<b>01:35.60</b>	<b>01:46.57</b>	<b>01:58.35</b>
Temps du tronçon	00:08.98	00:12.79	00:12.58	00:12.28	00:12.50	00:12.54	00:12.26	00:11.70	00:10.96	00:11.78
<b>Vitesse moyenne</b>	40.8	56.7	57.5	58.7	57.6	57.1	59.2	62.2	65.8	61.2


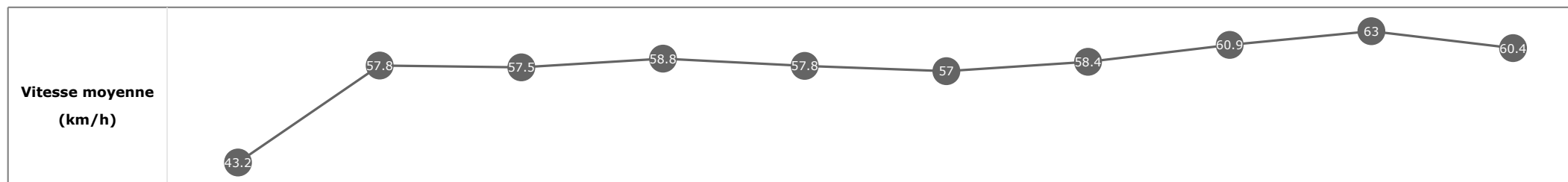


**Statistiques Tracking**  
**DEAUVILLE**  
**C3 - GRAND HANDICAP DES COLLECTIVITES LOCALES - 1900m**  
**dimanche 2 août 2020 - 15:15**

Cheval **CARLTON CHOICE**  
 Jockey **J. CLAUDIC**  
 Rang d'arrivée **7**  
 Temps de parcours **01:58.34**  
 Tronçon le plus rapide **00:11.41** (tronçon 400m - 200m)  
 Vitesse maximale **64.94** (tronçon 400m - 200m)  
 Vitesse moyenne **57.9**

**Données de tracking**

Tronçons de 200m	DEP 1800m	1800m 1600m	1600m 1400m	1400m 1200m	1200m 1000m	1000m 800m	800m 600m	600m 400m	400m 200m	200m ARR
<b>Temps de parcours</b>	<b>00:08.49</b>	<b>00:20.99</b>	<b>00:33.45</b>	<b>00:45.76</b>	<b>00:58.25</b>	<b>01:10.82</b>	<b>01:23.13</b>	<b>01:35.02</b>	<b>01:46.43</b>	<b>01:58.34</b>
Temps du tronçon	00:08.54	00:12.50	00:12.45	00:12.31	00:12.48	00:12.56	00:12.31	00:11.88	00:11.41	00:11.90
<b>Vitesse moyenne</b>	43.2	57.8	57.5	58.8	57.8	57	58.4	60.9	63	60.4



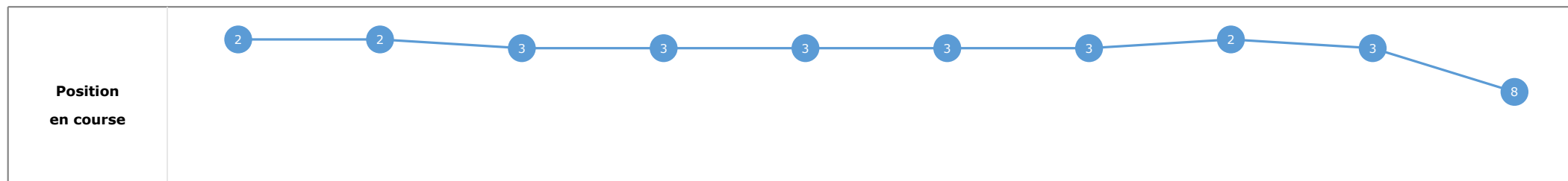


**Statistiques Tracking**  
**DEAUVILLE**  
**C3 - GRAND HANDICAP DES COLLECTIVITES LOCALES - 1900m**  
**dimanche 2 août 2020 - 15:15**

Cheval **ILLOGIC**  
 Jockey **I. MENDIZABAL**  
 Rang d'arrivée **8**  
 Temps de parcours **01:58.56**  
 Tronçon le plus rapide **00:11.47** (tronçon 400m - 200m)  
 Vitesse maximale **65.23** (tronçon 400m - 200m)  
 Vitesse moyenne **57.8**

**Données de tracking**

Tronçons de 200m	DEP 1800m	1800m 1600m	1600m 1400m	1400m 1200m	1200m 1000m	1000m 800m	800m 600m	600m 400m	400m 200m	200m ARR
<b>Temps de parcours</b>	<b>00:08.45</b>	<b>00:20.88</b>	<b>00:33.33</b>	<b>00:45.69</b>	<b>00:58.09</b>	<b>01:10.66</b>	<b>01:23.05</b>	<b>01:34.86</b>	<b>01:46.33</b>	<b>01:58.56</b>
Temps du tronçon	00:08.50	00:12.42	00:12.45	00:12.35	00:12.40	00:12.56	00:12.38	00:11.80	00:11.47	00:12.23
<b>Vitesse moyenne</b>	43.6	57.8	57.6	58.5	58	57.4	58.1	61.6	62.4	59.2


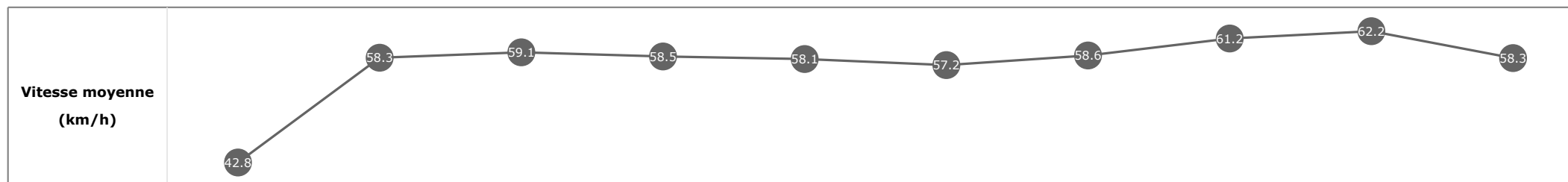


**Statistiques Tracking**  
**DEAUVILLE**  
**C3 - GRAND HANDICAP DES COLLECTIVITES LOCALES - 1900m**  
**dimanche 2 août 2020 - 15:15**

Cheval **PRETORIO**  
 Jockey **H. JOURNIAC**  
 Rang d'arrivée **9**  
 Temps de parcours **01:58.77**  
 Tronçon le plus rapide **00:11.48** (tronçon 400m - 200m)  
 Vitesse maximale **64.44** (tronçon 400m - 200m)  
 Vitesse moyenne **57.9**

**Données de tracking**

Tronçons de 200m	DEP 1800m	1800m 1600m	1600m 1400m	1400m 1200m	1200m 1000m	1000m 800m	800m 600m	600m 400m	400m 200m	200m ARR
<b>Temps de parcours</b>	<b>00:08.58</b>	<b>00:21.00</b>	<b>00:33.22</b>	<b>00:45.52</b>	<b>00:57.96</b>	<b>01:10.51</b>	<b>01:22.90</b>	<b>01:34.85</b>	<b>01:46.34</b>	<b>01:58.77</b>
Temps du tronçon	00:08.62	00:12.42	00:12.21	00:12.30	00:12.44	00:12.54	00:12.39	00:11.95	00:11.48	00:12.42
<b>Vitesse moyenne</b>	42.8	58.3	59.1	58.5	58.1	57.2	58.6	61.2	62.2	58.3

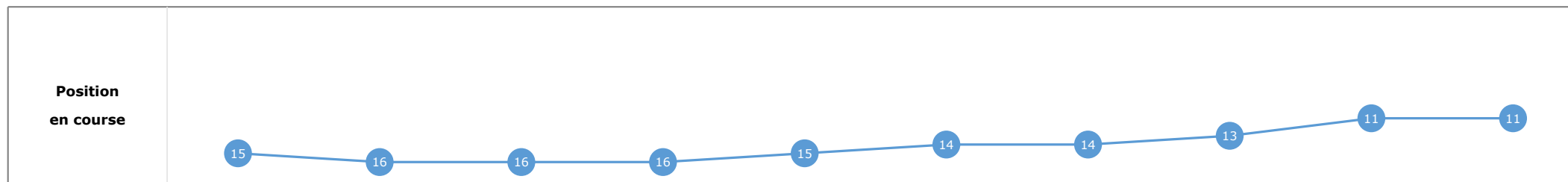
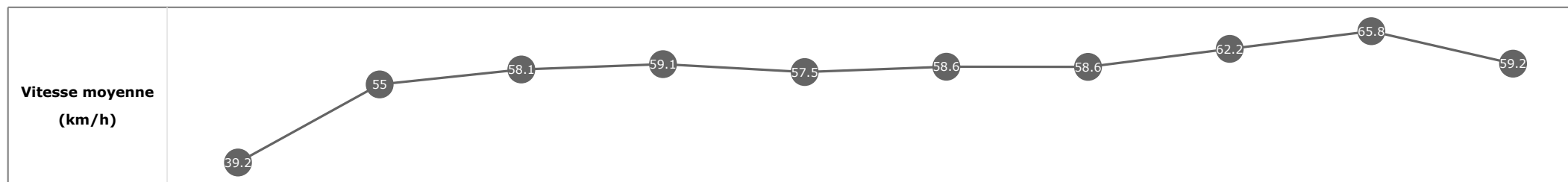


**Statistiques Tracking**  
**DEAUVILLE**  
**C3 - GRAND HANDICAP DES COLLECTIVITES LOCALES - 1900m**  
**dimanche 2 août 2020 - 15:15**

Cheval **LA FIBRE**  
 Jockey **A. NICCO**  
 Rang d'arrivée **10**  
 Temps de parcours **01:58.86**  
 Tronçon le plus rapide **00:10.97** (tronçon 400m - 200m)  
 Vitesse maximale **68.51** (tronçon 400m - 200m)  
 Vitesse moyenne **57.7**

**Données de tracking**

Tronçons de 200m	DEP 1800m	1800m 1600m	1600m 1400m	1400m 1200m	1200m 1000m	1000m 800m	800m 600m	600m 400m	400m 200m	200m ARR
<b>Temps de parcours</b>	<b>00:09.38</b>	<b>00:22.45</b>	<b>00:34.84</b>	<b>00:47.08</b>	<b>00:59.54</b>	<b>01:11.83</b>	<b>01:24.12</b>	<b>01:35.72</b>	<b>01:46.69</b>	<b>01:58.86</b>
Temps du tronçon	00:09.43	00:13.06	00:12.39	00:12.23	00:12.45	00:12.28	00:12.28	00:11.60	00:10.97	00:12.17
<b>Vitesse moyenne</b>	39.2	55	58.1	59.1	57.5	58.6	58.6	62.2	65.8	59.2

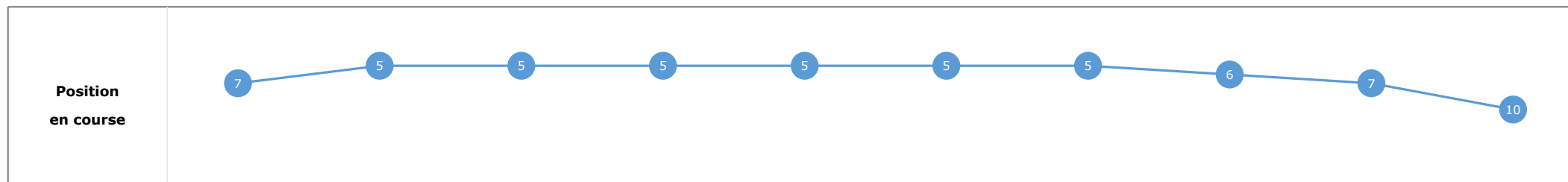
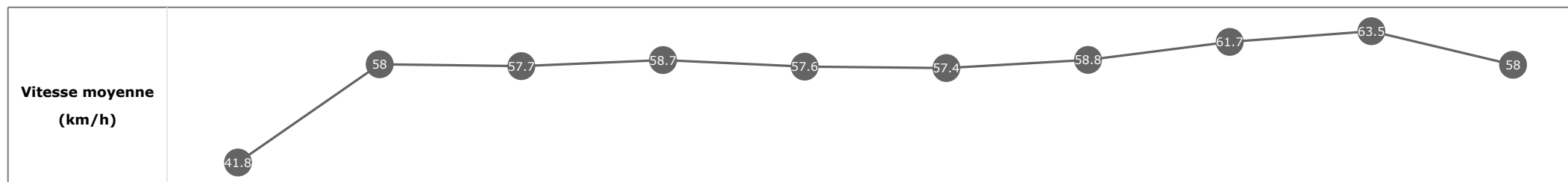


**Statistiques Tracking**  
**DEAUVILLE**  
**C3 - GRAND HANDICAP DES COLLECTIVITES LOCALES - 1900m**  
**dimanche 2 août 2020 - 15:15**

Cheval **FICELLE DU HOULEY**  
 Jockey **PC. BOUDOT**  
 Rang d'arrivée **11**  
 Temps de parcours **01:58.83**  
 Tronçon le plus rapide **00:11.32** (tronçon 400m - 200m)  
 Vitesse maximale **65.99** (tronçon 400m - 200m)  
 Vitesse moyenne **57.7**

**Données de tracking**

Tronçons de 200m	DEP 1800m	1800m 1600m	1600m 1400m	1400m 1200m	1200m 1000m	1000m 800m	800m 600m	600m 400m	400m 200m	200m ARR
<b>Temps de parcours</b>	<b>00:08.73</b>	<b>00:21.14</b>	<b>00:33.64</b>	<b>00:45.97</b>	<b>00:58.42</b>	<b>01:11.01</b>	<b>01:23.37</b>	<b>01:35.15</b>	<b>01:46.47</b>	<b>01:58.83</b>
Temps du tronçon	00:08.78	00:12.41	00:12.49	00:12.33	00:12.44	00:12.59	00:12.35	00:11.78	00:11.32	00:12.36
<b>Vitesse moyenne</b>	41.8	58	57.7	58.7	57.6	57.4	58.8	61.7	63.5	58

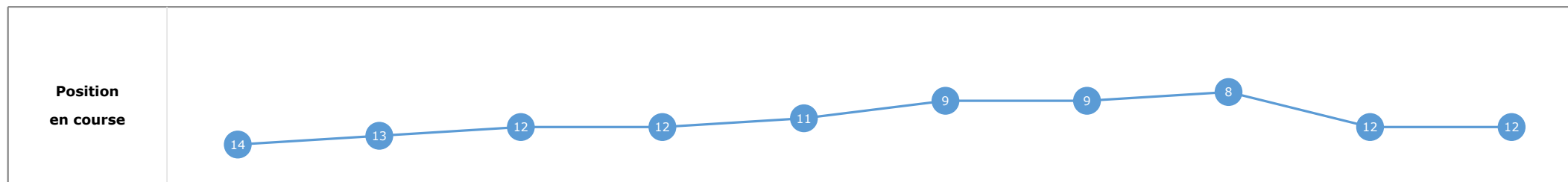
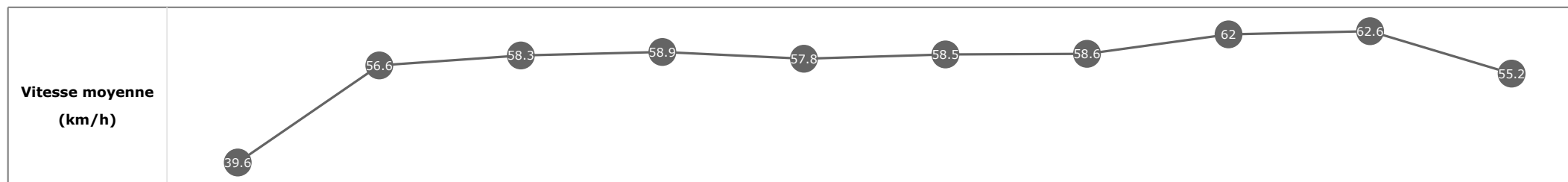


## Statistiques Tracking DEAUVILLE C3 - GRAND HANDICAP DES COLLECTIVITES LOCALES - 1900m dimanche 2 août 2020 - 15:15

Cheval **BLISS FOR EVER**  
 Jockey S. PASQUIER  
 Rang d'arrivée **12**  
 Temps de parcours **01:59.87**  
 Tronçon le plus rapide **00:11.50** (tronçon 400m - 200m)  
 Vitesse maximale **65.20** (tronçon 400m - 200m)  
 Vitesse moyenne **57.2**

### Données de tracking

Tronçons de 200m	DEP 1800m	1800m 1600m	1600m 1400m	1400m 1200m	1200m 1000m	1000m 800m	800m 600m	600m 400m	400m 200m	200m ARR
<b>Temps de parcours</b>	<b>00:09.22</b>	<b>00:22.02</b>	<b>00:34.39</b>	<b>00:46.60</b>	<b>00:59.03</b>	<b>01:11.32</b>	<b>01:23.66</b>	<b>01:35.35</b>	<b>01:46.85</b>	<b>01:59.87</b>
Temps du tronçon	00:09.27	00:12.79	00:12.37	00:12.21	00:12.42	00:12.29	00:12.33	00:11.68	00:11.50	00:13.02
<b>Vitesse moyenne</b>	39.6	56.6	58.3	58.9	57.8	58.5	58.6	62	62.6	55.2


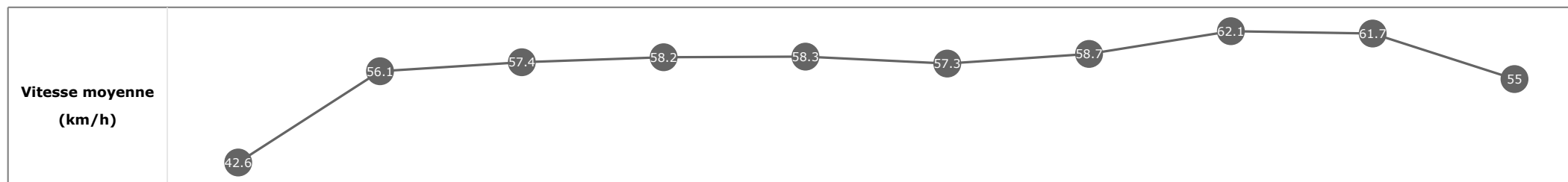


**Statistiques Tracking**  
**DEAUVILLE**  
**C3 - GRAND HANDICAP DES COLLECTIVITES LOCALES - 1900m**  
**dimanche 2 août 2020 - 15:15**

Cheval **ALABAA**  
 Jockey **A. BADEL**  
 Rang d'arrivée **13**  
 Temps de parcours **02:00.38**  
 Tronçon le plus rapide **00:11.68** (tronçon 400m - 200m)  
 Vitesse maximale **64.04** (tronçon 600m - 400m)  
 Vitesse moyenne **57.1**

**Données de tracking**

Tronçons de 200m	DEP 1800m	1800m 1600m	1600m 1400m	1400m 1200m	1200m 1000m	1000m 800m	800m 600m	600m 400m	400m 200m	200m ARR
<b>Temps de parcours</b>	<b>00:08.65</b>	<b>00:21.51</b>	<b>00:34.10</b>	<b>00:46.43</b>	<b>00:58.86</b>	<b>01:11.47</b>	<b>01:23.74</b>	<b>01:35.54</b>	<b>01:47.22</b>	<b>02:00.38</b>
Temps du tronçon	00:08.70	00:12.86	00:12.58	00:12.33	00:12.42	00:12.60	00:12.27	00:11.79	00:11.68	00:13.15
<b>Vitesse moyenne</b>	42.6	56.1	57.4	58.2	58.3	57.3	58.7	62.1	61.7	55

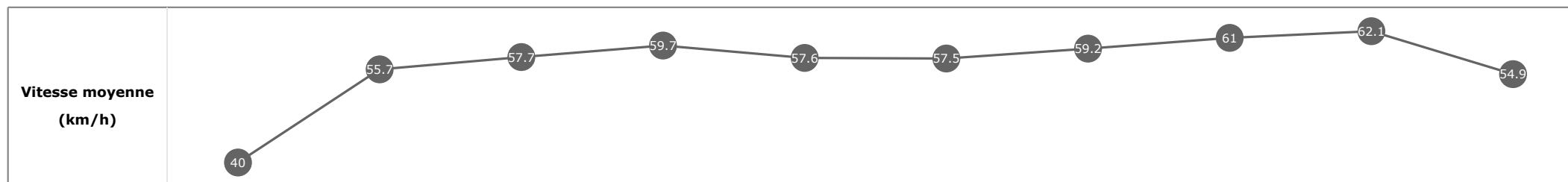


## Statistiques Tracking DEAUVILLE C3 - GRAND HANDICAP DES COLLECTIVITES LOCALES - 1900m dimanche 2 août 2020 - 15:15

Cheval **AMIRVANN**  
 Jockey **T. BACHELOT**  
 Rang d'arrivée **14**  
 Temps de parcours **02:00.44**  
 Tronçon le plus rapide **00:11.54** (tronçon 400m - 200m)  
 Vitesse maximale **63.83** (tronçon 400m - 200m)  
 Vitesse moyenne **56.9**

### Données de tracking

Tronçons de 200m	DEP 1800m	1800m 1600m	1600m 1400m	1400m 1200m	1200m 1000m	1000m 800m	800m 600m	600m 400m	400m 200m	200m ARR
<b>Temps de parcours</b>	<b>00:09.18</b>	<b>00:22.19</b>	<b>00:34.62</b>	<b>00:46.75</b>	<b>00:59.25</b>	<b>01:11.76</b>	<b>01:23.97</b>	<b>01:35.78</b>	<b>01:47.32</b>	<b>02:00.44</b>
Temps du tronçon	00:09.23	00:13.00	00:12.43	00:12.13	00:12.49	00:12.50	00:12.20	00:11.80	00:11.54	00:13.11
<b>Vitesse moyenne</b>	40	55.7	57.7	59.7	57.6	57.5	59.2	61	62.1	54.9

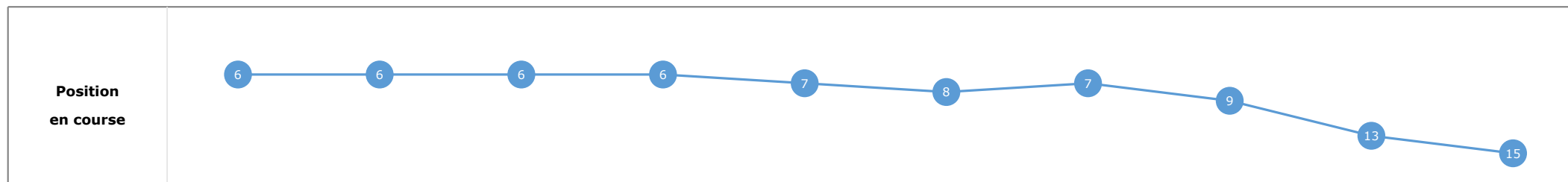
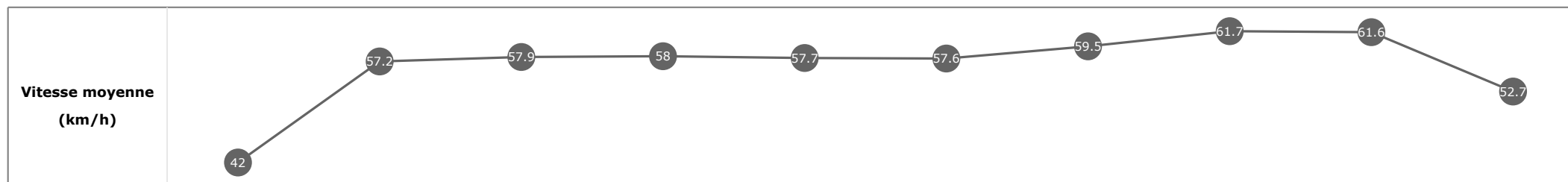


**Statistiques Tracking**  
**DEAUVILLE**  
**C3 - GRAND HANDICAP DES COLLECTIVITES LOCALES - 1900m**  
**dimanche 2 août 2020 - 15:15**

Cheval **ELECTRON LIBRE**  
 Jockey V. CHEMINAUD  
 Rang d'arrivée **15**  
 Temps de parcours **02:00.71**  
 Tronçon le plus rapide **00:11.64** (tronçon 400m - 200m)  
 Vitesse maximale **63.54** (tronçon 600m - 400m)  
 Vitesse moyenne **57**

**Données de tracking**

Tronçons de 200m	DEP 1800m	1800m 1600m	1600m 1400m	1400m 1200m	1200m 1000m	1000m 800m	800m 600m	600m 400m	400m 200m	200m ARR
<b>Temps de parcours</b>	<b>00:08.70</b>	<b>00:21.31</b>	<b>00:33.73</b>	<b>00:46.14</b>	<b>00:58.63</b>	<b>01:11.21</b>	<b>01:23.49</b>	<b>01:35.37</b>	<b>01:47.02</b>	<b>02:00.71</b>
Temps du tronçon	00:08.75	00:12.60	00:12.41	00:12.41	00:12.48	00:12.58	00:12.27	00:11.88	00:11.64	00:13.68
<b>Vitesse moyenne</b>	42	57.2	57.9	58	57.7	57.6	59.5	61.7	61.6	52.7





**Statistiques Tracking**  
**DEAUVILLE**  
**C3 - GRAND HANDICAP DES COLLECTIVITES LOCALES - 1900m**  
**dimanche 2 août 2020 - 15:15**

Cheval **GOLDEN RAJSA**  
 Jockey **C. SOUMILLON**  
 Rang d'arrivée **16**  
 Temps de parcours **02:02.62**  
 Tronçon le plus rapide **00:11.51** (tronçon 400m - 200m)  
 Vitesse maximale **65.12** (tronçon 400m - 200m)  
 Vitesse moyenne **56**

**Données de tracking**

Tronçons de 200m	DEP 1800m	1800m 1600m	1600m 1400m	1400m 1200m	1200m 1000m	1000m 800m	800m 600m	600m 400m	400m 200m	200m ARR
<b>Temps de parcours</b>	<b>00:09.38</b>	<b>00:22.44</b>	<b>00:34.79</b>	<b>00:47.06</b>	<b>00:59.68</b>	<b>01:12.13</b>	<b>01:24.42</b>	<b>01:36.16</b>	<b>01:47.68</b>	<b>02:02.62</b>
Temps du tronçon	00:09.43	00:13.05	00:12.35	00:12.26	00:12.62	00:12.45	00:12.28	00:11.74	00:11.51	00:14.94
<b>Vitesse moyenne</b>	39.2	55.4	58.6	58.9	57	57.9	58.9	62.2	62.4	48

