

Statistiques Tracking
DEAUVILLE
C2 - PRIX LE MEETING - 1900m
mardi 4 août 2020 - 13:50

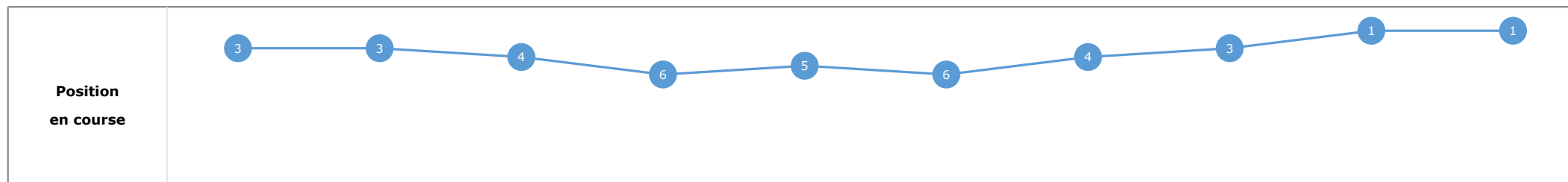
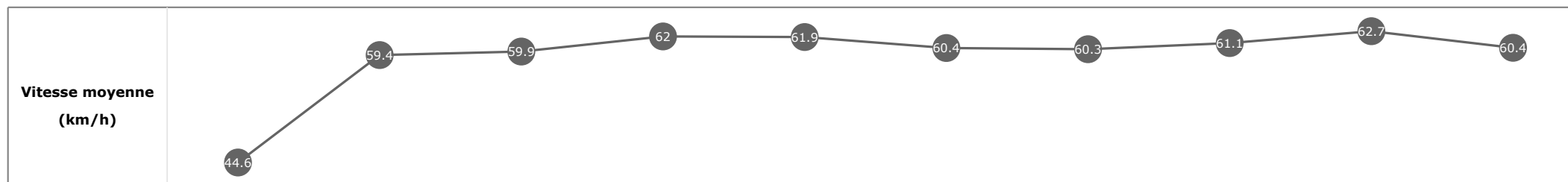
Partant (corde)	Cheval	Arrivée officielle	Tronçons de 200m		DEP - 1000m	1000m - 800m	800m - 600m	600m - 400m	400m - 200m	200m - ARR	Temps officiel	Derniers 600m	Parcouru vs. 1er
			Temps passage en tête	Durée du tronçon	00:55.40	01:07.32	01:19.46	01:31.71	01:43.23	01:55.18			
			Vitesse Max	200m les plus rapides	T1	T2	T3	T4	T5	T6			
3 (8)	AXCELERATOR C. SOUMILLON	1	64.66 T1	00:11.44 T5	00:55.85 5 00:55.85	01:07.78 6 00:11.92	01:19.82 4 00:12.04	01:31.79 3 00:11.96	01:43.23 1 00:11.44	01:55.18 00:11.95	1'55"39	00:35.36	
11 (10)	HEIR TO A THRONE M. GUYON	2	66.46 T5	00:11.33 T5	00:56.14 8 00:56.14	01:07.98 8 00:11.83	01:20.04 8 00:12.06	01:32.10 7 00:12.06	01:43.44 2 00:11.33	01:55.53 00:12.09	1'55"78	00:35.48	-4.77
14 (4)	MARBOOT A. BADEL	3	65.30 T2	00:11.52 T5	00:56.37 9 00:56.37	01:08.19 10 00:11.82	01:20.34 12 00:12.14	01:32.25 10 00:11.91	01:43.77 4 00:11.52	01:56.11 00:12.34	1'56"28	00:35.77	-5.81
8 (5)	ALLEZ HENRI A. LEMAITRE	4	63.79 T1	00:11.66 T1	00:55.72 4 00:55.72	01:07.62 4 00:11.90	01:19.83 5 00:12.20	01:31.92 5 00:12.09	01:43.82 5 00:11.89	01:56.16 00:12.33	1'56"42	00:36.33	-7.78
15 (1)	DASSOM G. BENOIST	5	64.30 T2	00:11.61 T5	00:56.42 10 00:56.42	01:08.12 9 00:11.69	01:20.19 9 00:12.07	01:32.24 9 00:12.04	01:43.85 6 00:11.61	01:56.23 00:12.37	1'56"44	00:36.03	-8.01
1 (7)	EL MANIFICO C. DEMURO	6	63.14 T2	00:11.62 T1	00:56.10 7 00:56.10	01:07.92 7 00:11.82	01:20.04 7 00:12.11	01:32.11 8 00:12.07	01:43.85 6 00:11.74	01:56.25 00:12.39	1'56"45	00:36.20	-7.20
9 (3)	GOLD LAKE P. BAZIRE	7	65.41 T1	00:11.58 T1	00:55.87 6 00:55.87	01:07.71 5 00:11.84	01:19.91 6 00:12.20	01:31.96 6 00:12.04	01:43.77 3 00:11.80	01:56.42 00:12.65	1'56"64	00:36.51	-7.65
5 (11)	WOOKIE C. PACAUT	8	64.98 T1	00:11.46 T1	00:56.67 14 00:56.67	01:08.45 14 00:11.78	01:20.47 13 00:12.01	01:32.41 14 00:11.93	01:43.98 10 00:11.57	01:56.64 00:12.65	1'56"88	00:36.17	1.17
6 (16)	MONARGENT S. PASQUIER	9	65.38 T4	00:11.51 T1	00:56.60 12 00:56.60	01:08.48 15 00:11.87	01:20.51 15 00:12.02	01:32.33 12 00:11.82	01:43.99 11 00:11.65	01:56.69 00:12.70	1'56"90	00:36.18	-3.20
2 (14)	FINESS BERE A. POUCHIN	10	67.03 T1	00:11.45 T1	00:55.55 2 00:55.55	01:07.47 2 00:11.92	01:19.62 3 00:12.14	01:31.81 4 00:12.18	01:43.92 8 00:12.11	01:56.89 00:12.96	1'57"09	00:37.26	-2.21
4 (15)	FURIOUS DES AIGLES T. TRULLIER	11	66.60 T1	00:11.28 T1	00:55.55 3 00:55.55	01:07.47 3 00:11.92	01:19.56 2 00:12.09	01:31.74 2 00:12.17	01:43.97 9 00:12.22	01:56.96 00:12.99	1'57"16	00:37.39	-0.34
12 (9)	ASTROLOGIA T. BACHELOT	12	64.76 T1	00:11.49 T1	00:56.43 11 00:56.43	01:08.21 11 00:11.78	01:20.24 10 00:12.03	01:32.26 11 00:12.01	01:44.12 13 00:11.86	01:57.30 00:13.17	1'57"54	00:37.05	0.57
10 (6)	THE CHOSEN ONE A. CRASTUS	13	63.72 T2	00:11.61 T1	00:56.72 15 00:56.72	01:08.36 13 00:11.63	01:20.49 14 00:12.12	01:32.42 15 00:11.93	01:44.20 14 00:11.78	01:57.58 00:13.38	1'57"79	00:37.09	-8.65
7 (12)	KATDAR C. LECOEVRE	14	65.77 T1	00:11.53 T1	00:56.91 16 00:56.91	01:08.63 16 00:11.72	01:20.74 16 00:12.10	01:32.63 16 00:11.88	01:44.56 16 00:11.93	01:57.87 00:13.31	1'58"08	00:37.13	-7.77
16 (2)	VAN HALO M. BARZALONA	15	65.38 T3	00:11.63 T1	00:56.63 13 00:56.63	01:08.28 12 00:11.65	01:20.31 11 00:12.02	01:32.33 13 00:12.02	01:44.41 15 00:12.08	01:58.15 00:13.74	1'58"25	00:37.84	-8.13
13 (13)	SHIKAMI PC. BOUDOT	16	66.85 T1	00:11.59 T1	00:55.40 1 00:55.40	01:07.32 1 00:11.91	01:19.46 1 00:12.13	01:31.71 1 00:12.25	01:44.02 12 00:12.30	01:58.17 00:14.15	1'58"46	00:38.71	-4.39

Statistiques Tracking
DEAUVILLE
C2 - PRIX LE MEETING - 1900m
mardi 4 août 2020 - 13:50

Cheval **AXCELERATOR**
 Jockey **C. SOUMILLON**
 Rang d'arrivée **1**
 Temps de parcours **01:55.18**
 Tronçon le plus rapide **00:11.44** (tronçon 400m - 200m)
 Vitesse maximale **64.66** (tronçon 1200m - 1000m)
 Vitesse moyenne **59.8**

Données de tracking

Tronçons de 200m	DEP 1800m	1800m 1600m	1600m 1400m	1400m 1200m	1200m 1000m	1000m 800m	800m 600m	600m 400m	400m 200m	200m ARR
Temps de parcours	00:08.22	00:20.49	00:32.62	00:44.23	00:55.85	01:07.78	01:19.82	01:31.79	01:43.23	01:55.18
Temps du tronçon	00:08.27	00:12.27	00:12.12	00:11.61	00:11.62	00:11.92	00:12.04	00:11.96	00:11.44	00:11.95
Vitesse moyenne	44.6	59.4	59.9	62	61.9	60.4	60.3	61.1	62.7	60.4


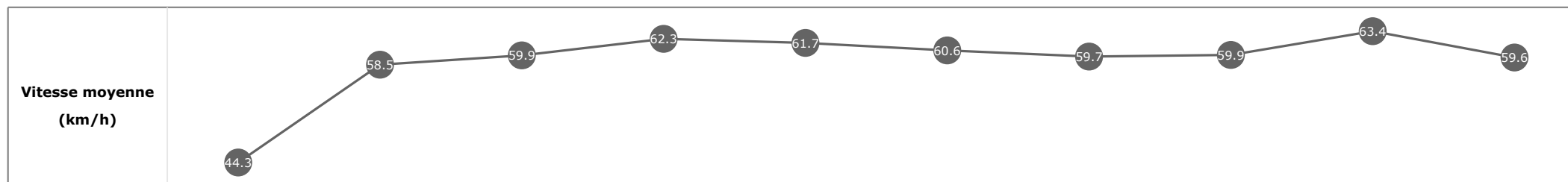


Statistiques Tracking
DEAUVILLE
C2 - PRIX LE MEETING - 1900m
mardi 4 août 2020 - 13:50

Cheval **HEIR TO A THRONE**
 Jockey **M. GUYON**
 Rang d'arrivée **2**
 Temps de parcours **01:55.53**
 Tronçon le plus rapide **00:11.33** (tronçon 400m - 200m)
 Vitesse maximale **66.46** (tronçon 400m - 200m)
 Vitesse moyenne **59.4**

Données de tracking

Tronçons de 200m	DEP 1800m	1800m 1600m	1600m 1400m	1400m 1200m	1200m 1000m	1000m 800m	800m 600m	600m 400m	400m 200m	200m ARR
Temps de parcours	00:08.24	00:20.68	00:32.91	00:44.44	00:56.14	01:07.98	01:20.04	01:32.10	01:43.44	01:55.53
Temps du tronçon	00:08.29	00:12.43	00:12.23	00:11.53	00:11.69	00:11.83	00:12.06	00:12.06	00:11.33	00:12.09
Vitesse moyenne	44.3	58.5	59.9	62.3	61.7	60.6	59.7	59.9	63.4	59.6


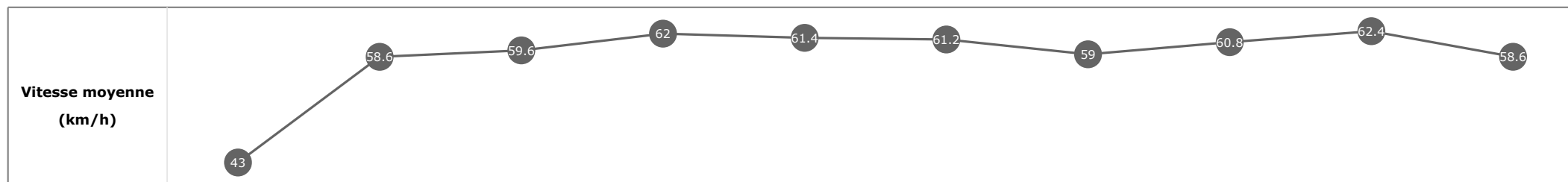


Statistiques Tracking
DEAUVILLE
C2 - PRIX LE MEETING - 1900m
mardi 4 août 2020 - 13:50

Cheval **MARBOOT**
 Jockey **A. BADEL**
 Rang d'arrivée **3**
 Temps de parcours **01:56.11**
 Tronçon le plus rapide **00:11.52** (tronçon 400m - 200m)
 Vitesse maximale **65.30** (tronçon 1000m - 800m)
 Vitesse moyenne **59.1**

Données de tracking

Tronçons de 200m	DEP 1800m	1800m 1600m	1600m 1400m	1400m 1200m	1200m 1000m	1000m 800m	800m 600m	600m 400m	400m 200m	200m ARR
Temps de parcours	00:08.52	00:20.91	00:33.09	00:44.65	00:56.37	01:08.19	01:20.34	01:32.25	01:43.77	01:56.11
Temps du tronçon	00:08.57	00:12.38	00:12.18	00:11.55	00:11.71	00:11.82	00:12.14	00:11.91	00:11.52	00:12.34
Vitesse moyenne	43	58.6	59.6	62	61.4	61.2	59	60.8	62.4	58.6

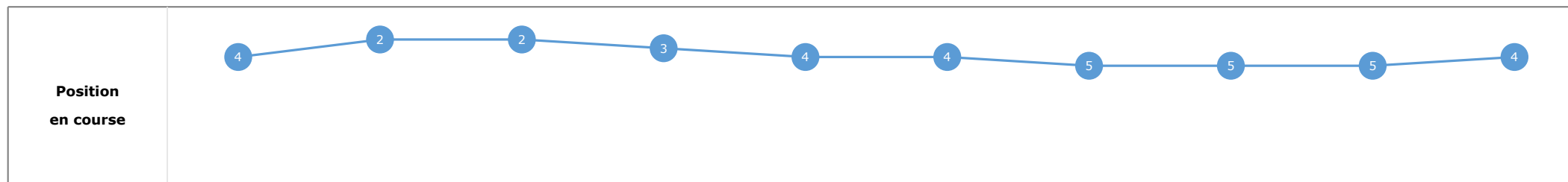
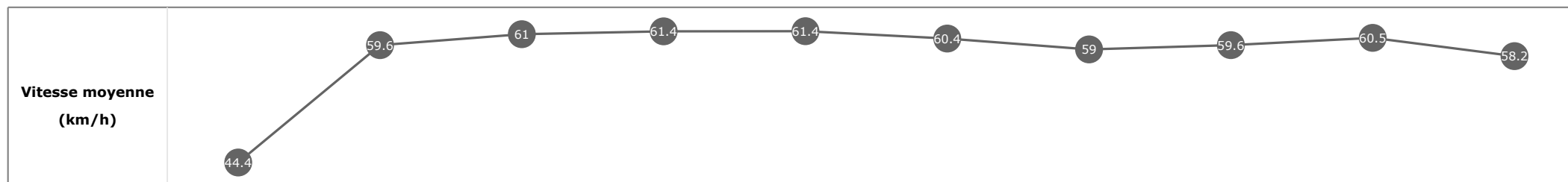


Statistiques Tracking
DEAUVILLE
C2 - PRIX LE MEETING - 1900m
mardi 4 août 2020 - 13:50

Cheval **ALLEZ HENRI**
 Jockey A. LEMAITRE
 Rang d'arrivée **4**
 Temps de parcours **01:56.16**
 Tronçon le plus rapide **00:11.66** (tronçon 1400m - 1200m)
 Vitesse maximale **63.79** (tronçon 1600m - 1400m)
 Vitesse moyenne **59**

Données de tracking

Tronçons de 200m	DEP 1800m	1800m 1600m	1600m 1400m	1400m 1200m	1200m 1000m	1000m 800m	800m 600m	600m 400m	400m 200m	200m ARR
Temps de parcours	00:08.24	00:20.36	00:32.29	00:43.95	00:55.72	01:07.62	01:19.83	01:31.92	01:43.82	01:56.16
Temps du tronçon	00:08.29	00:12.12	00:11.92	00:11.66	00:11.76	00:11.90	00:12.20	00:12.09	00:11.89	00:12.33
Vitesse moyenne	44.4	59.6	61	61.4	61.4	60.4	59	59.6	60.5	58.2

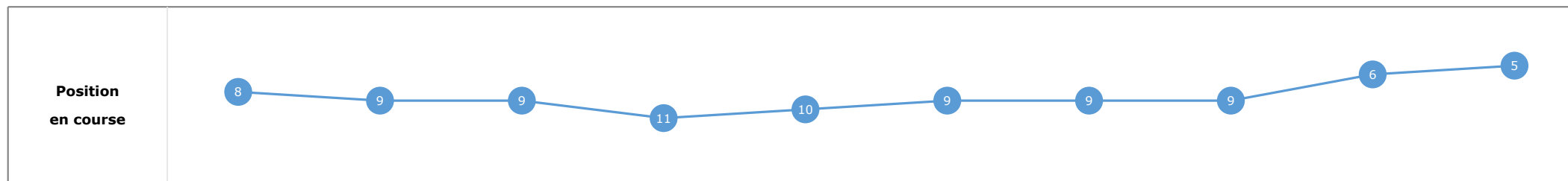
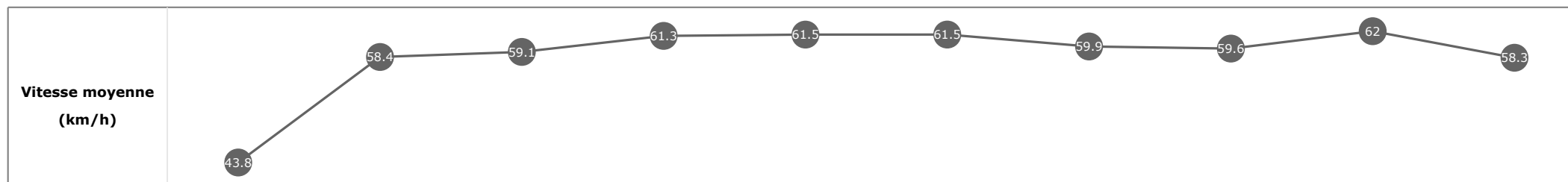


Statistiques Tracking
DEAUVILLE
C2 - PRIX LE MEETING - 1900m
mardi 4 août 2020 - 13:50

Cheval **DASSOM**
 Jockey **G. BENOIST**
 Rang d'arrivée **5**
 Temps de parcours **01:56.23**
 Tronçon le plus rapide **00:11.61** (tronçon 400m - 200m)
 Vitesse maximale **64.30** (tronçon 1000m - 800m)
 Vitesse moyenne **59**

Données de tracking

Tronçons de 200m	DEP 1800m	1800m 1600m	1600m 1400m	1400m 1200m	1200m 1000m	1000m 800m	800m 600m	600m 400m	400m 200m	200m ARR
Temps de parcours	00:08.40	00:20.79	00:33.00	00:44.72	00:56.42	01:08.12	01:20.19	01:32.24	01:43.85	01:56.23
Temps du tronçon	00:08.44	00:12.39	00:12.20	00:11.72	00:11.70	00:11.69	00:12.07	00:12.04	00:11.61	00:12.37
Vitesse moyenne	43.8	58.4	59.1	61.3	61.5	61.5	59.9	59.6	62	58.3

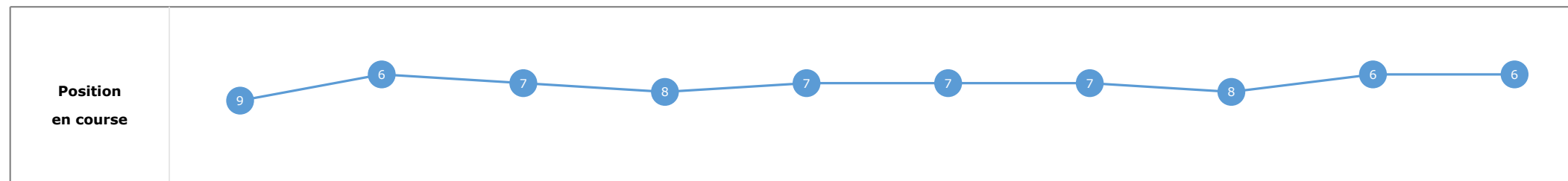
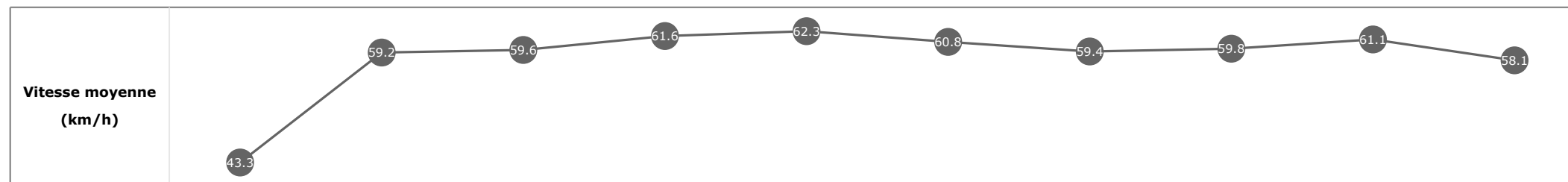


Statistiques Tracking
DEAUVILLE
C2 - PRIX LE MEETING - 1900m
mardi 4 août 2020 - 13:50

Cheval **EL MANIFICO**
 Jockey **C. DEMURO**
 Rang d'arrivée **6**
 Temps de parcours **01:56.25**
 Tronçon le plus rapide **00:11.62** (tronçon 1200m - 1000m)
 Vitesse maximale **63.14** (tronçon 1000m - 800m)
 Vitesse moyenne **59**

Données de tracking

Tronçons de 200m	DEP 1800m	1800m 1600m	1600m 1400m	1400m 1200m	1200m 1000m	1000m 800m	800m 600m	600m 400m	400m 200m	200m ARR
Temps de parcours	00:08.44	00:20.66	00:32.83	00:44.48	00:56.10	01:07.92	01:20.04	01:32.11	01:43.85	01:56.25
Temps du tronçon	00:08.48	00:12.22	00:12.17	00:11.64	00:11.62	00:11.82	00:12.11	00:12.07	00:11.74	00:12.39
Vitesse moyenne	43.3	59.2	59.6	61.6	62.3	60.8	59.4	59.8	61.1	58.1

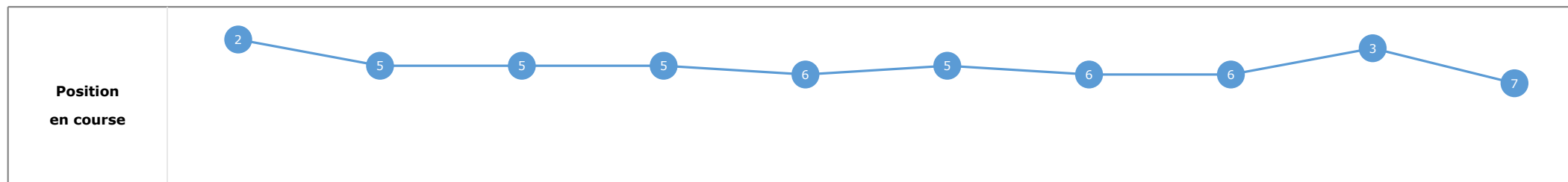
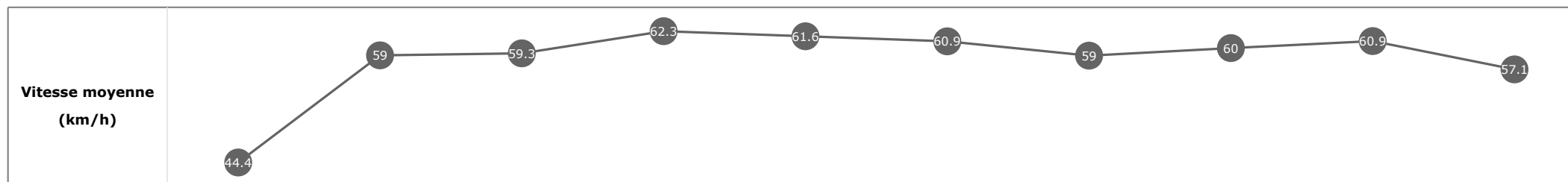


Statistiques Tracking
DEAUVILLE
C2 - PRIX LE MEETING - 1900m
mardi 4 août 2020 - 13:50

Cheval **GOLD LAKE**
 Jockey **P. BAZIRE**
 Rang d'arrivée **7**
 Temps de parcours **01:56.42**
 Tronçon le plus rapide **00:11.58** (tronçon 1400m - 1200m)
 Vitesse maximale **65.41** (tronçon 1600m - 1400m)
 Vitesse moyenne **58.9**

Données de tracking

Tronçons de 200m	DEP 1800m	1800m 1600m	1600m 1400m	1400m 1200m	1200m 1000m	1000m 800m	800m 600m	600m 400m	400m 200m	200m ARR
Temps de parcours	00:08.18	00:20.50	00:32.64	00:44.22	00:55.87	01:07.71	01:19.91	01:31.96	01:43.77	01:56.42
Temps du tronçon	00:08.23	00:12.31	00:12.13	00:11.58	00:11.64	00:11.84	00:12.20	00:12.04	00:11.80	00:12.65
Vitesse moyenne	44.4	59	59.3	62.3	61.6	60.9	59	60	60.9	57.1

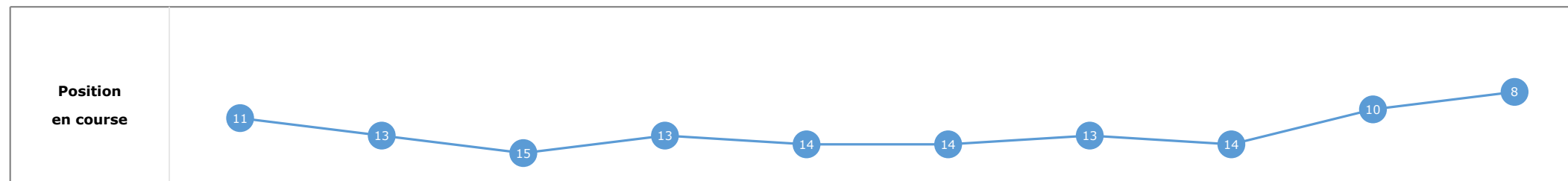
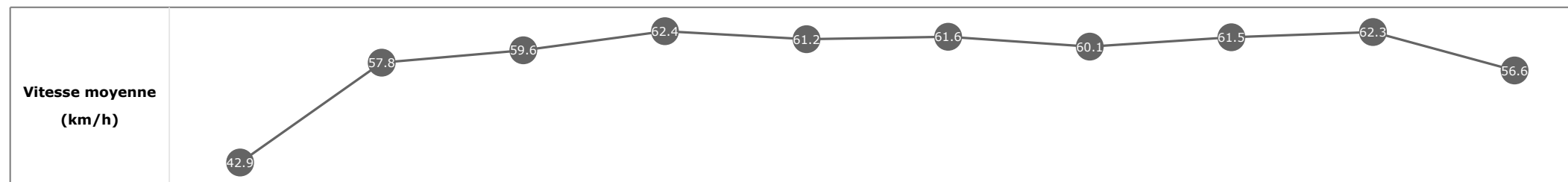


Statistiques Tracking
DEAUVILLE
C2 - PRIX LE MEETING - 1900m
mardi 4 août 2020 - 13:50

Cheval **WOOKIE**
 Jockey **C. PACAUT**
 Rang d'arrivée **8**
 Temps de parcours **01:56.64**
 Tronçon le plus rapide **00:11.46** (tronçon 1400m - 1200m)
 Vitesse maximale **64.98** (tronçon 1400m - 1200m)
 Vitesse moyenne **59**

Données de tracking

Tronçons de 200m	DEP 1800m	1800m 1600m	1600m 1400m	1400m 1200m	1200m 1000m	1000m 800m	800m 600m	600m 400m	400m 200m	200m ARR
Temps de parcours	00:08.53	00:21.14	00:33.40	00:44.87	00:56.67	01:08.45	01:20.47	01:32.41	01:43.98	01:56.64
Temps du tronçon	00:08.58	00:12.60	00:12.26	00:11.46	00:11.79	00:11.78	00:12.01	00:11.93	00:11.57	00:12.65
Vitesse moyenne	42.9	57.8	59.6	62.4	61.2	61.6	60.1	61.5	62.3	56.6


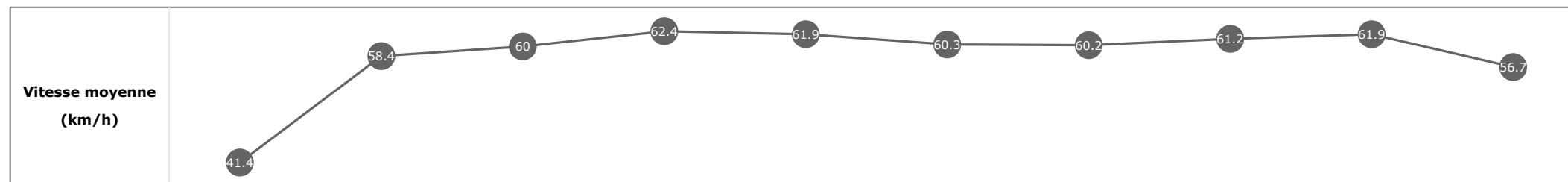


Statistiques Tracking
DEAUVILLE
C2 - PRIX LE MEETING - 1900m
mardi 4 août 2020 - 13:50

Cheval **MONARGENT**
 Jockey **S. PASQUIER**
 Rang d'arrivée **9**
 Temps de parcours **01:56.69**
 Tronçon le plus rapide **00:11.51** (tronçon 1400m - 1200m)
 Vitesse maximale **65.38** (tronçon 600m - 400m)
 Vitesse moyenne **58.9**

Données de tracking

Tronçons de 200m	DEP 1800m	1800m 1600m	1600m 1400m	1400m 1200m	1200m 1000m	1000m 800m	800m 600m	600m 400m	400m 200m	200m ARR
Temps de parcours	00:08.84	00:21.31	00:33.36	00:44.88	00:56.60	01:08.48	01:20.51	01:32.33	01:43.99	01:56.69
Temps du tronçon	00:08.89	00:12.47	00:12.04	00:11.51	00:11.72	00:11.87	00:12.02	00:11.82	00:11.65	00:12.70
Vitesse moyenne	41.4	58.4	60	62.4	61.9	60.3	60.2	61.2	61.9	56.7

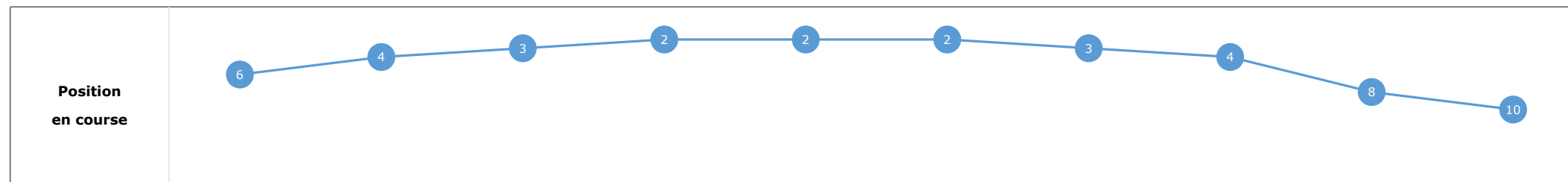
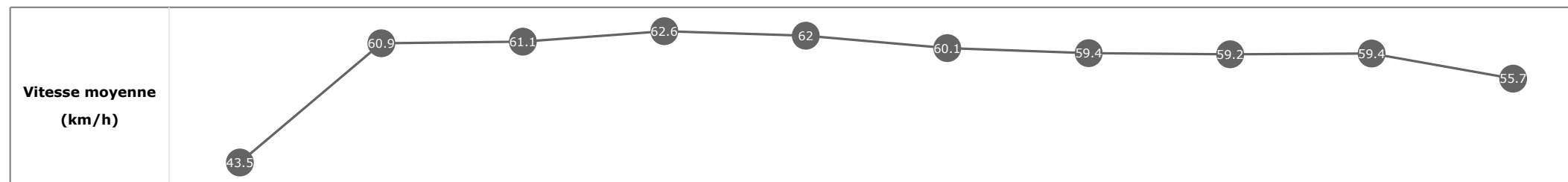


Statistiques Tracking
DEAUVILLE
C2 - PRIX LE MEETING - 1900m
mardi 4 août 2020 - 13:50

Cheval **FINESS BERE**
 Jockey **A. POUCHIN**
 Rang d'arrivée **10**
 Temps de parcours **01:56.89**
 Tronçon le plus rapide **00:11.45** (tronçon 1400m - 1200m)
 Vitesse maximale **67.03** (tronçon 1600m - 1400m)
 Vitesse moyenne **58.8**

Données de tracking

Tronçons de 200m	DEP 1800m	1800m 1600m	1600m 1400m	1400m 1200m	1200m 1000m	1000m 800m	800m 600m	600m 400m	400m 200m	200m ARR
Temps de parcours	00:08.37	00:20.50	00:32.43	00:43.88	00:55.55	01:07.47	01:19.62	01:31.81	01:43.92	01:56.89
Temps du tronçon	00:08.42	00:12.12	00:11.93	00:11.45	00:11.66	00:11.92	00:12.14	00:12.18	00:12.11	00:12.96
Vitesse moyenne	43.5	60.9	61.1	62.6	62	60.1	59.4	59.2	59.4	55.7


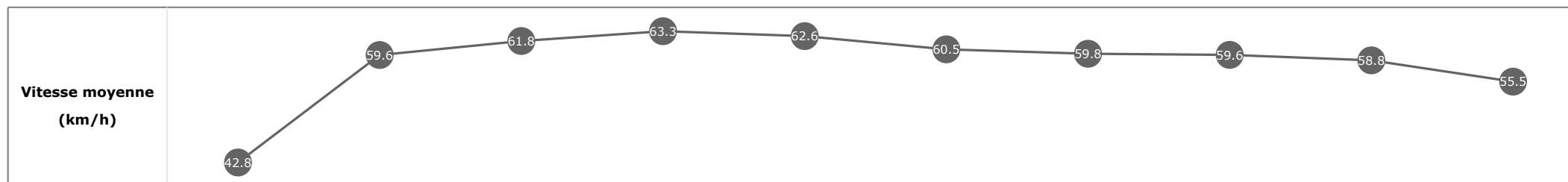


Statistiques Tracking
DEAUVILLE
C2 - PRIX LE MEETING - 1900m
mardi 4 août 2020 - 13:50

Cheval **FURIOUS DES AIGLES**
 Jockey **T. TRULLIER**
 Rang d'arrivée **11**
 Temps de parcours **01:56.96**
 Tronçon le plus rapide **00:11.28** (tronçon 1400m - 1200m)
 Vitesse maximale **66.60** (tronçon 1200m - 1000m)
 Vitesse moyenne **58.8**

Données de tracking

Tronçons de 200m	DEP 1800m	1800m 1600m	1600m 1400m	1400m 1200m	1200m 1000m	1000m 800m	800m 600m	600m 400m	400m 200m	200m ARR
Temps de parcours	00:08.54	00:20.78	00:32.70	00:43.98	00:55.55	01:07.47	01:19.56	01:31.74	01:43.97	01:56.96
Temps du tronçon	00:08.59	00:12.24	00:11.91	00:11.28	00:11.56	00:11.92	00:12.09	00:12.17	00:12.22	00:12.99
Vitesse moyenne	42.8	59.6	61.8	63.3	62.6	60.5	59.8	59.6	58.8	55.5

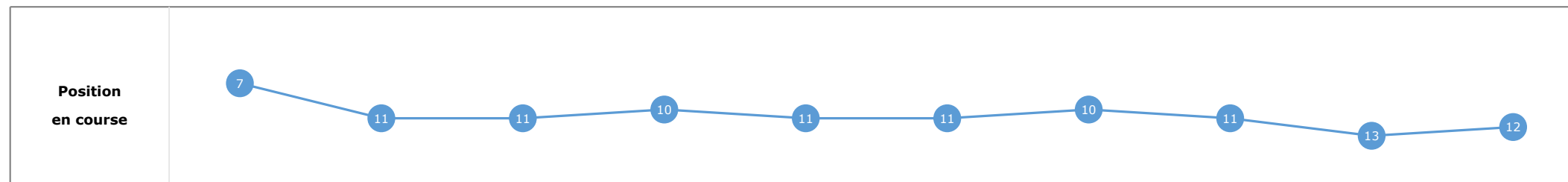
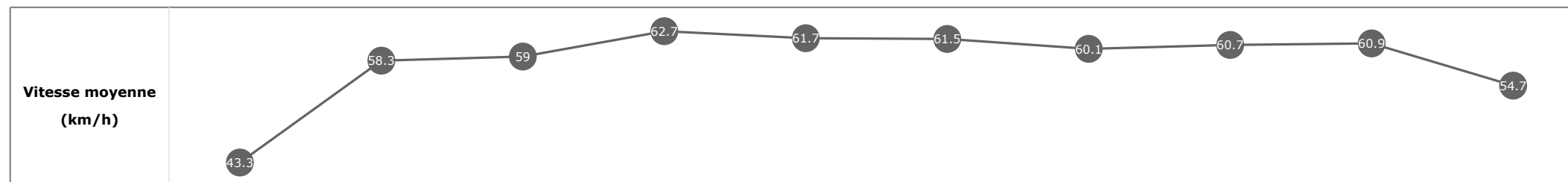


Statistiques Tracking
DEAUVILLE
C2 - PRIX LE MEETING - 1900m
mardi 4 août 2020 - 13:50

Cheval **ASTROLOGIA**
 Jockey T. BACHELOT
 Rang d'arrivée **12**
 Temps de parcours **01:57.30**
 Tronçon le plus rapide **00:11.49** (tronçon 1400m - 1200m)
 Vitesse maximale **64.76** (tronçon 1400m - 1200m)
 Vitesse moyenne **58.7**

Données de tracking

Tronçons de 200m	DEP 1800m	1800m 1600m	1600m 1400m	1400m 1200m	1200m 1000m	1000m 800m	800m 600m	600m 400m	400m 200m	200m ARR
Temps de parcours	00:08.38	00:20.91	00:33.18	00:44.68	00:56.43	01:08.21	01:20.24	01:32.26	01:44.12	01:57.30
Temps du tronçon	00:08.43	00:12.53	00:12.27	00:11.49	00:11.75	00:11.78	00:12.03	00:12.01	00:11.86	00:13.17
Vitesse moyenne	43.3	58.3	59	62.7	61.7	61.5	60.1	60.7	60.9	54.7

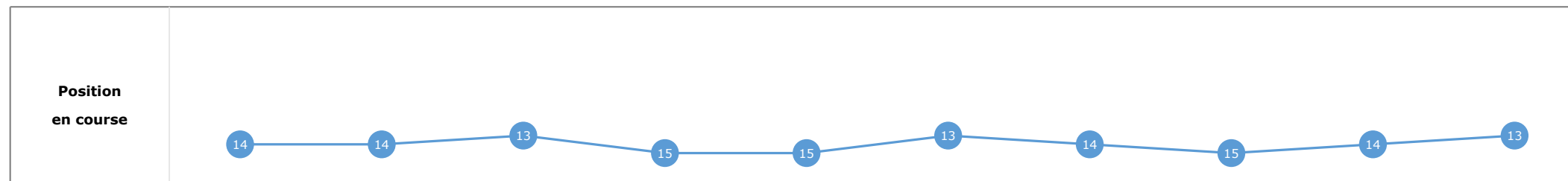
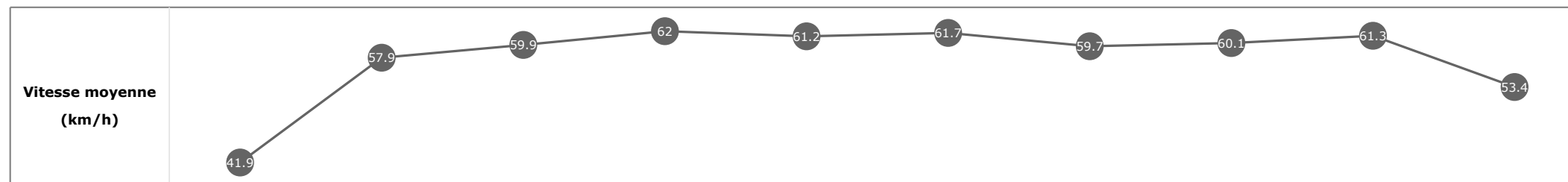


Statistiques Tracking
DEAUVILLE
C2 - PRIX LE MEETING - 1900m
mardi 4 août 2020 - 13:50

Cheval **THE CHOSEN ONE**
 Jockey **A. CRASTUS**
 Rang d'arrivée **13**
 Temps de parcours **01:57.58**
 Tronçon le plus rapide **00:11.61** (tronçon 1400m - 1200m)
 Vitesse maximale **63.72** (tronçon 1000m - 800m)
 Vitesse moyenne **58.3**

Données de tracking

Tronçons de 200m	DEP 1800m	1800m 1600m	1600m 1400m	1400m 1200m	1200m 1000m	1000m 800m	800m 600m	600m 400m	400m 200m	200m ARR
Temps de parcours	00:08.73	00:21.24	00:33.33	00:44.94	00:56.72	01:08.36	01:20.49	01:32.42	01:44.20	01:57.58
Temps du tronçon	00:08.78	00:12.50	00:12.09	00:11.61	00:11.78	00:11.63	00:12.12	00:11.93	00:11.78	00:13.38
Vitesse moyenne	41.9	57.9	59.9	62	61.2	61.7	59.7	60.1	61.3	53.4

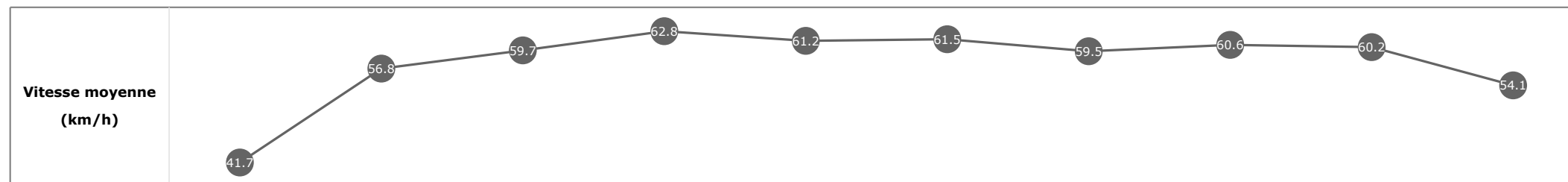


Statistiques Tracking
DEAUVILLE
C2 - PRIX LE MEETING - 1900m
mardi 4 août 2020 - 13:50

Cheval **KATDAR**
 Jockey **C. LECOEVRE**
 Rang d'arrivée **14**
 Temps de parcours **01:57.87**
 Tronçon le plus rapide **00:11.53** (tronçon 1400m - 1200m)
 Vitesse maximale **65.77** (tronçon 1400m - 1200m)
 Vitesse moyenne **58.2**

Données de tracking

Tronçons de 200m	DEP 1800m	1800m 1600m	1600m 1400m	1400m 1200m	1200m 1000m	1000m 800m	800m 600m	600m 400m	400m 200m	200m ARR
Temps de parcours	00:08.82	00:21.48	00:33.57	00:45.11	00:56.91	01:08.63	01:20.74	01:32.63	01:44.56	01:57.87
Temps du tronçon	00:08.87	00:12.66	00:12.09	00:11.53	00:11.79	00:11.72	00:12.10	00:11.88	00:11.93	00:13.31
Vitesse moyenne	41.7	56.8	59.7	62.8	61.2	61.5	59.5	60.6	60.2	54.1

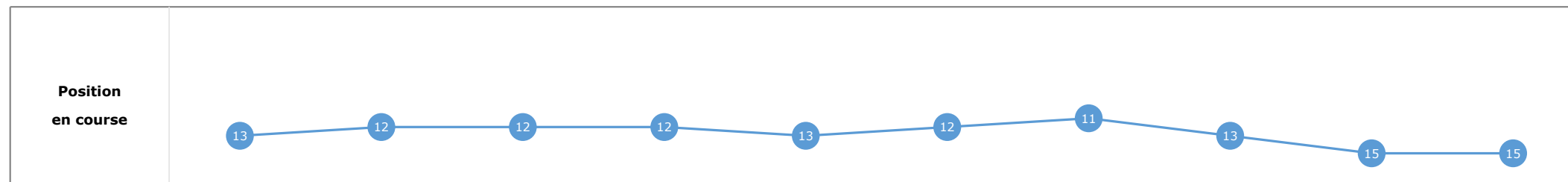
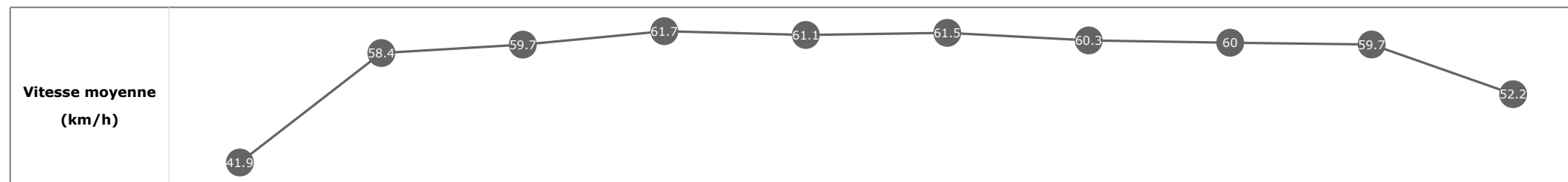


Statistiques Tracking
DEAUVILLE
C2 - PRIX LE MEETING - 1900m
mardi 4 août 2020 - 13:50

Cheval **VAN HALO**
 Jockey **M. BARZALONA**
 Rang d'arrivée **15**
 Temps de parcours **01:58.15**
 Tronçon le plus rapide **00:11.63** (tronçon 1400m - 1200m)
 Vitesse maximale **65.38** (tronçon 800m - 600m)
 Vitesse moyenne **58**

Données de tracking

Tronçons de 200m	DEP 1800m	1800m 1600m	1600m 1400m	1400m 1200m	1200m 1000m	1000m 800m	800m 600m	600m 400m	400m 200m	200m ARR
Temps de parcours	00:08.68	00:21.06	00:33.21	00:44.84	00:56.63	01:08.28	01:20.31	01:32.33	01:44.41	01:58.15
Temps du tronçon	00:08.73	00:12.38	00:12.14	00:11.63	00:11.78	00:11.65	00:12.02	00:12.02	00:12.08	00:13.74
Vitesse moyenne	41.9	58.4	59.7	61.7	61.1	61.5	60.3	60	59.7	52.2



Statistiques Tracking
DEAUVILLE
C2 - PRIX LE MEETING - 1900m
mardi 4 août 2020 - 13:50

Cheval **SHIKAMI**
 Jockey PC. BOUDOT
 Rang d'arrivée **16**
 Temps de parcours **01:58.17**
 Tronçon le plus rapide **00:11.59** (tronçon 1400m - 1200m)
 Vitesse maximale **66.85** (tronçon 1600m - 1400m)
 Vitesse moyenne **58.1**

Données de tracking

Tronçons de 200m	DEP 1800m	1800m 1600m	1600m 1400m	1400m 1200m	1200m 1000m	1000m 800m	800m 600m	600m 400m	400m 200m	200m ARR
Temps de parcours	00:08.17	00:20.33	00:32.11	00:43.70	00:55.40	01:07.32	01:19.46	01:31.71	01:44.02	01:58.17
Temps du tronçon	00:08.22	00:12.15	00:11.77	00:11.59	00:11.70	00:11.91	00:12.13	00:12.25	00:12.30	00:14.15
Vitesse moyenne	44.5	60.4	62	62.2	61.6	60.3	59.1	58.9	58.5	50.7

