

Statistiques Tracking
DEAUVILLE
C7 - PRIX VALPARAISO SPORTING CLUB - PRIX DE REUX - 2500m
dimanche 9 août 2020 - 17:41

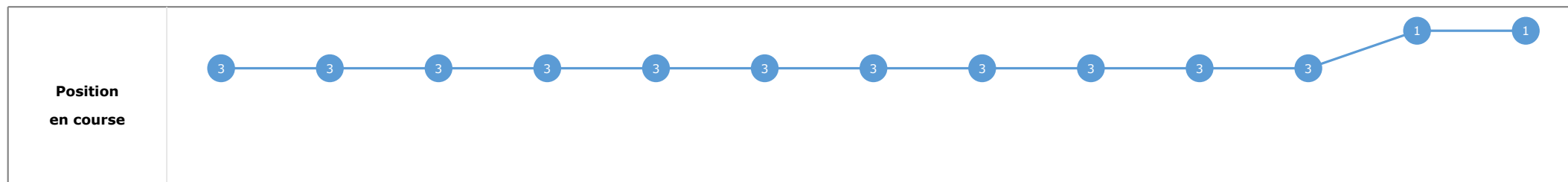
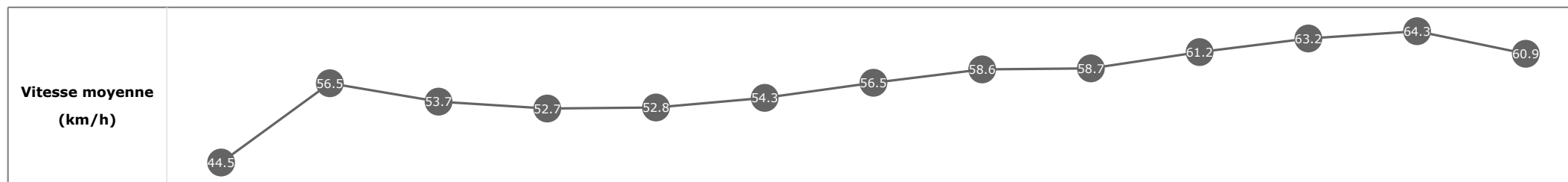
Partant (corde)	Cheval	Arrivée officielle	Tronçons de 200m		DEP - 1000m	1000m - 800m	800m - 600m	600m - 400m	400m - 200m	200m - ARR	Temps officiel	Derniers 600m	Parcouru vs. 1er
			Vitesse Max	200m les plus rapides	Temps passage en tête	Durée du tronçon	T1	T2	T3	T4			
4 (1)	SKYWARD S. PASQUIER	1	66.02 T5	00:11.20 T5	01:43.36 01:43.36	01:55.75 00:12.39	02:07.63 00:11.87	02:19.06 00:11.43	02:30.44 00:11.38	02:42.26 00:11.81	2'42"29	00:34.45	
2 (3)	SUBLIMIS M. BARZALONA	2	66.13 T5	00:11.19 T5	01:44.07 01:44.07	01:56.27 00:12.20	02:08.10 00:11.82	02:19.52 00:11.42	02:30.71 00:11.19	02:42.49 00:11.77	2'42"55	00:34.39	-1.56
5 (6)	STYLEDARGENT A. CRASTUS	3	65.05 T5	00:11.27 T5	01:43.51 01:43.51	01:55.81 00:12.30	02:07.69 00:11.87	02:19.19 00:11.50	02:30.47 00:11.27	02:42.56 00:12.09	2'42"55	00:34.86	-1.66
1 (2)	HIGH DREAM PC. BOUDOT	4	65.99 T5	00:11.32 T5	01:43.89 01:43.89	01:56.15 00:12.26	02:08.00 00:11.84	02:19.42 00:11.42	02:30.74 00:11.32	02:42.78 00:12.03	2'42"79	00:34.78	8.80
3 (4)	SOFT LIGHT C. DEMURO	5	64.94 T5	00:11.43 T4	01:43.36 01:43.36	01:55.75 00:12.39	02:07.63 00:11.87	02:19.06 00:11.43	02:30.51 00:11.44	02:42.82 00:12.31	2'42"81	00:35.19	-4.44
8 (7)	VILLA ROSA A. BADEL	6	68.47 T5	00:11.20 T5	01:44.46 01:44.46	01:56.58 00:12.11	02:08.39 00:11.81	02:19.83 00:11.43	02:31.03 00:11.20	02:42.94 00:11.90	2'42"96	00:34.55	-1.63
7 (8)	FOLAMOUR M. GUYON	7	65.92 T5	00:11.20 T5	01:44.31 01:44.31	01:56.71 00:12.40	02:08.45 00:11.73	02:19.95 00:11.49	02:31.15 00:11.20	02:43.09 00:11.94	2'43"03	00:34.64	4.73
6 (5)	THUNDERING BLUE RL. MOORE	8	66.64 T5	00:11.43 T5	01:44.09 01:44.09	01:56.40 00:12.30	02:08.25 00:11.85	02:19.77 00:11.52	02:31.21 00:11.43	02:44.04 00:12.83	2'44"05	00:35.79	4.22

Statistiques Tracking
DEAUVILLE
C7 - PRIX VALPARAISO SPORTING CLUB - PRIX DE REUX - 2500m
dimanche 9 août 2020 - 17:41

Cheval **SKYWARD**
 Jockey **S. PASQUIER**
 Rang d'arrivée **1**
 Temps de parcours **02:42.26**
 Tronçon le plus rapide **00:11.20** (tronçon 400m - 200m)
 Vitesse maximale **66.02** (tronçon 400m - 200m)
 Vitesse moyenne **56.6**

Données de tracking

Tronçons de 200m	DEP 2400m	2400m 2200m	2200m 2000m	2000m 1800m	1800m 1600m	1600m 1400m	1400m 1200m	1200m 1000m	1000m 800m	800m 600m	600m 400m	400m 200m	200m ARR
Temps de parcours	00:11.64	00:24.42	00:37.77	00:51.59	01:05.22	01:18.46	01:31.23	01:43.60	01:55.94	02:07.80	02:19.24	02:30.44	02:42.26
Temps du tronçon	00:11.71	00:12.77	00:13.35	00:13.81	00:13.63	00:13.24	00:12.77	00:12.36	00:12.33	00:11.86	00:11.43	00:11.20	00:11.81
Vitesse moyenne	44.5	56.5	53.7	52.7	52.8	54.3	56.5	58.6	58.7	61.2	63.2	64.3	60.9

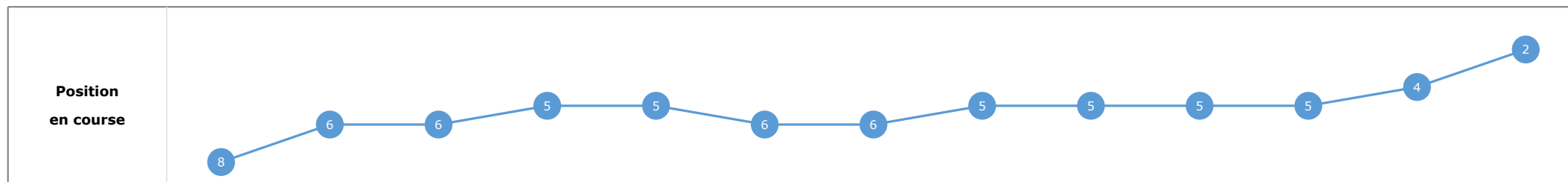
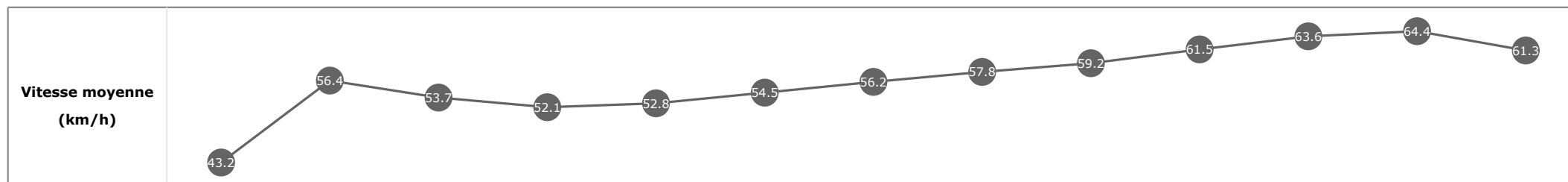


Statistiques Tracking
DEAUVILLE
C7 - PRIX VALPARAISO SPORTING CLUB - PRIX DE REUX - 2500m
dimanche 9 août 2020 - 17:41

Cheval **SUBLIMIS**
 Jockey **M. BARZALONA**
 Rang d'arrivée **2**
 Temps de parcours **02:42.49**
 Tronçon le plus rapide **00:11.19** (tronçon 400m - 200m)
 Vitesse maximale **66.13** (tronçon 400m - 200m)
 Vitesse moyenne **56.5**

Données de tracking

Tronçons de 200m	DEP 2400m	2400m 2200m	2200m 2000m	2000m 1800m	1800m 1600m	1600m 1400m	1400m 1200m	1200m 1000m	1000m 800m	800m 600m	600m 400m	400m 200m	200m ARR
Temps de parcours	00:11.96	00:24.79	00:38.19	00:51.99	01:05.56	01:18.82	01:31.63	01:44.07	01:56.27	02:08.10	02:19.52	02:30.71	02:42.49
Temps du tronçon	00:12.03	00:12.82	00:13.39	00:13.80	00:13.57	00:13.26	00:12.80	00:12.44	00:12.20	00:11.82	00:11.42	00:11.19	00:11.77
Vitesse moyenne	43.2	56.4	53.7	52.1	52.8	54.5	56.2	57.8	59.2	61.5	63.6	64.4	61.3

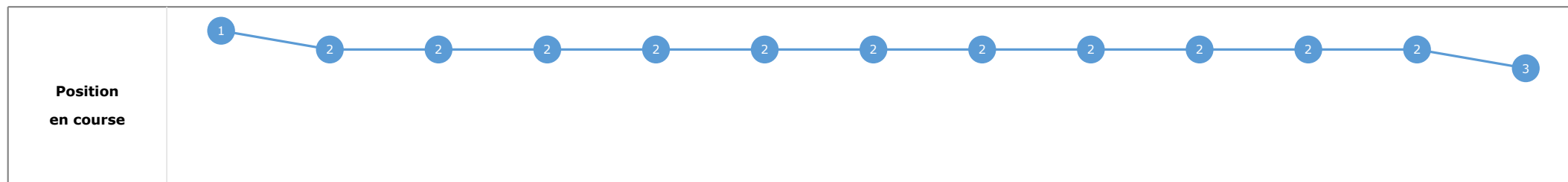
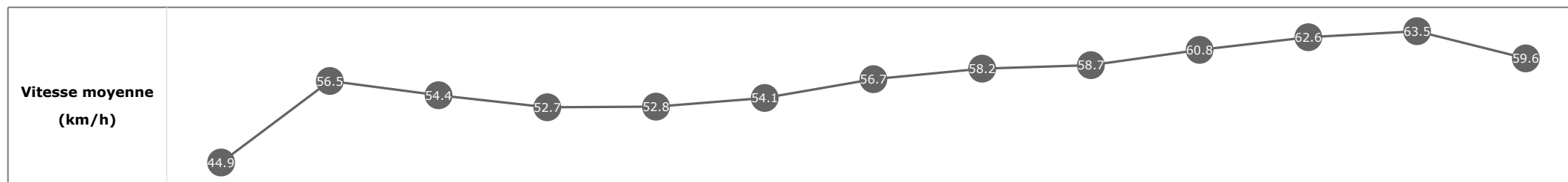


Statistiques Tracking
DEAUVILLE
C7 - PRIX VALPARAISO SPORTING CLUB - PRIX DE REUX - 2500m
dimanche 9 août 2020 - 17:41

Cheval **STYLEDARGENT**
 Jockey **A. CRASTUS**
 Rang d'arrivée **3**
 Temps de parcours **02:42.56**
 Tronçon le plus rapide **00:11.27** (tronçon 400m - 200m)
 Vitesse maximale **65.05** (tronçon 400m - 200m)
 Vitesse moyenne **56.5**

Données de tracking

Tronçons de 200m	DEP 2400m	2400m 2200m	2200m 2000m	2000m 1800m	1800m 1600m	1600m 1400m	1400m 1200m	1200m 1000m	1000m 800m	800m 600m	600m 400m	400m 200m	200m ARR
Temps de parcours	00:11.59	00:24.34	00:37.64	00:51.42	01:05.11	01:18.37	01:31.07	01:43.51	01:55.81	02:07.69	02:19.19	02:30.47	02:42.56
Temps du tronçon	00:11.65	00:12.75	00:13.29	00:13.78	00:13.68	00:13.26	00:12.70	00:12.44	00:12.30	00:11.87	00:11.50	00:11.27	00:12.09
Vitesse moyenne	44.9	56.5	54.4	52.7	52.8	54.1	56.7	58.2	58.7	60.8	62.6	63.5	59.6

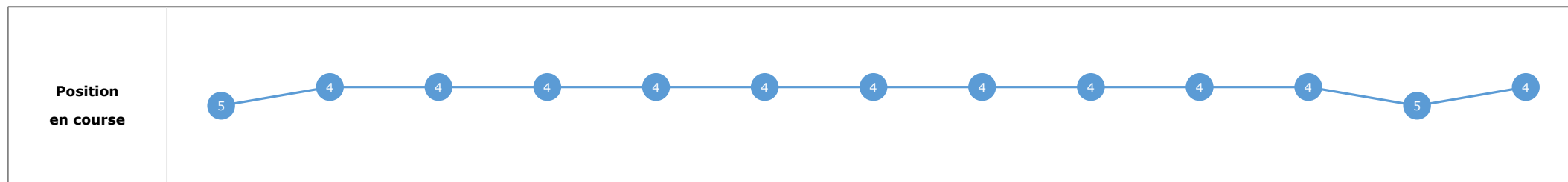
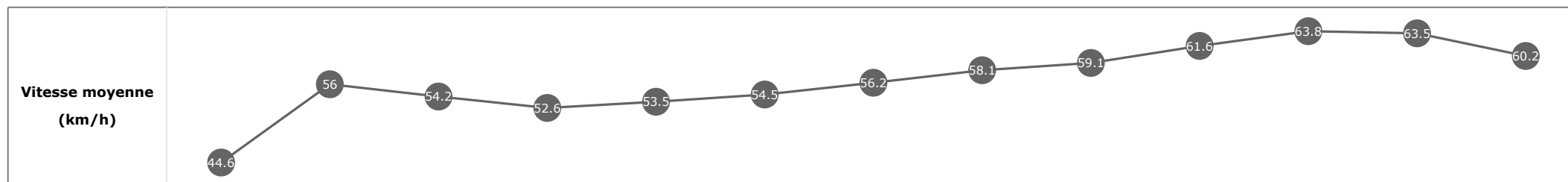


Statistiques Tracking
DEAUVILLE
C7 - PRIX VALPARAISO SPORTING CLUB - PRIX DE REUX - 2500m
dimanche 9 août 2020 - 17:41

Cheval **HIGH DREAM**
 Jockey PC. BOUDOT
 Rang d'arrivée **4**
 Temps de parcours **02:42.78**
 Tronçon le plus rapide **00:11.32** (tronçon 400m - 200m)
 Vitesse maximale **65.99** (tronçon 400m - 200m)
 Vitesse moyenne **56.6**

Données de tracking

Tronçons de 200m	DEP 2400m	2400m 2200m	2200m 2000m	2000m 1800m	1800m 1600m	1600m 1400m	1400m 1200m	1200m 1000m	1000m 800m	800m 600m	600m 400m	400m 200m	200m ARR
Temps de parcours	00:11.69	00:24.53	00:37.93	00:51.76	01:05.39	01:18.61	01:31.41	01:43.89	01:56.15	02:08.00	02:19.42	02:30.74	02:42.78
Temps du tronçon	00:11.75	00:12.84	00:13.40	00:13.82	00:13.63	00:13.21	00:12.80	00:12.47	00:12.26	00:11.84	00:11.42	00:11.32	00:12.03
Vitesse moyenne	44.6	56	54.2	52.6	53.5	54.5	56.2	58.1	59.1	61.6	63.8	63.5	60.2

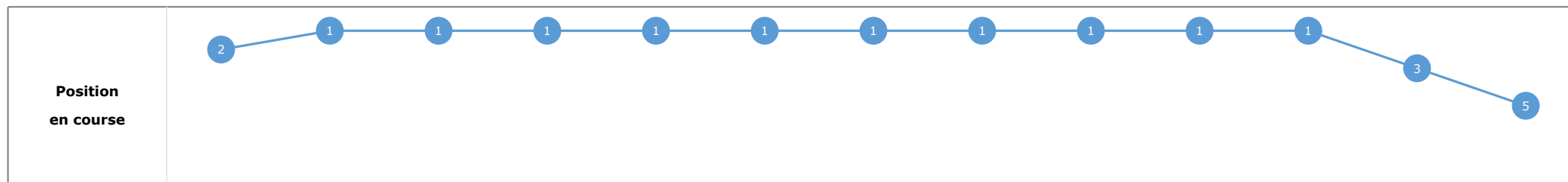
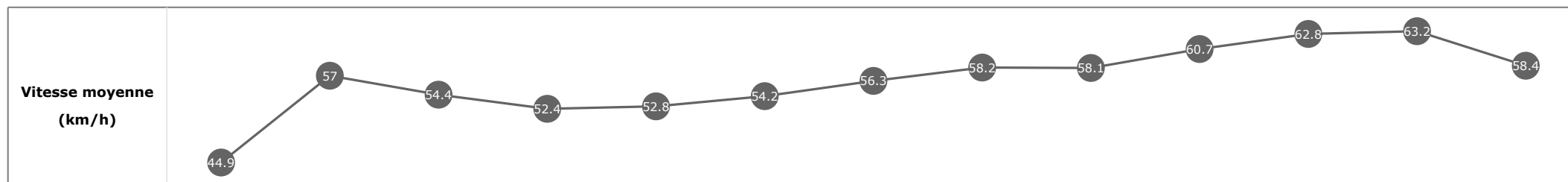


Statistiques Tracking
DEAUVILLE
C7 - PRIX VALPARAISO SPORTING CLUB - PRIX DE REUX - 2500m
dimanche 9 août 2020 - 17:41

Cheval **SOFT LIGHT**
 Jockey **C. DEMURO**
 Rang d'arrivée **5**
 Temps de parcours **02:42.82**
 Tronçon le plus rapide **00:11.43** (tronçon 600m - 400m)
 Vitesse maximale **64.94** (tronçon 400m - 200m)
 Vitesse moyenne **56.3**

Données de tracking

Tronçons de 200m	DEP 2400m	2400m 2200m	2200m 2000m	2000m 1800m	1800m 1600m	1600m 1400m	1400m 1200m	1200m 1000m	1000m 800m	800m 600m	600m 400m	400m 200m	200m ARR
Temps de parcours	00:11.59	00:24.22	00:37.45	00:51.28	01:04.91	01:18.21	01:30.96	01:43.36	01:55.75	02:07.63	02:19.06	02:30.51	02:42.82
Temps du tronçon	00:11.65	00:12.62	00:13.23	00:13.82	00:13.62	00:13.30	00:12.74	00:12.39	00:12.39	00:11.87	00:11.43	00:11.44	00:12.31
Vitesse moyenne	44.9	57	54.4	52.4	52.8	54.2	56.3	58.2	58.1	60.7	62.8	63.2	58.4

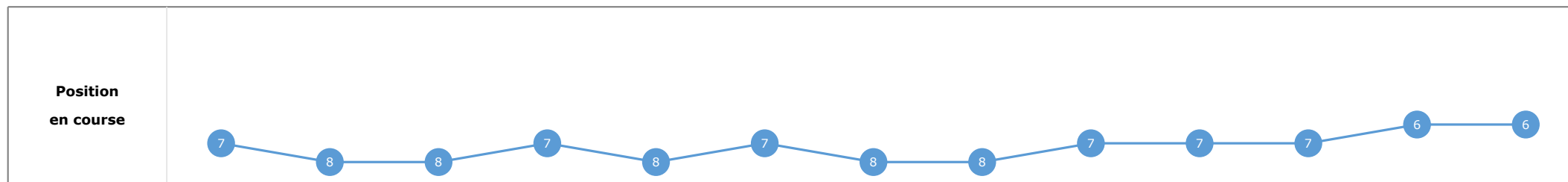
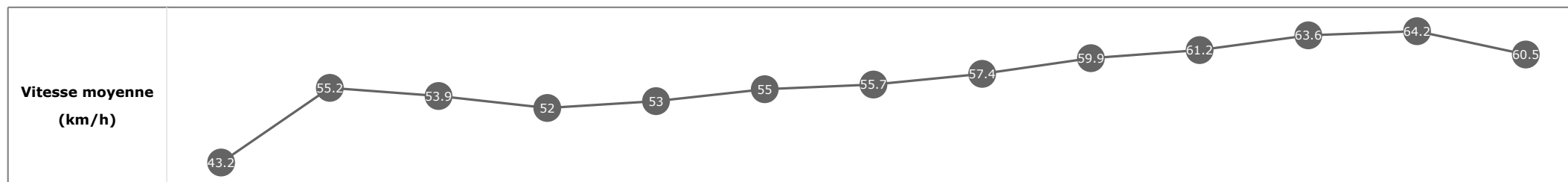


Statistiques Tracking
DEAUVILLE
C7 - PRIX VALPARAISO SPORTING CLUB - PRIX DE REUX - 2500m
dimanche 9 août 2020 - 17:41

Cheval **VILLA ROSA**
 Jockey **A. BADEL**
 Rang d'arrivée **6**
 Temps de parcours **02:42.94**
 Tronçon le plus rapide **00:11.20** (tronçon 400m - 200m)
 Vitesse maximale **68.47** (tronçon 400m - 200m)
 Vitesse moyenne **56.3**

Données de tracking

Tronçons de 200m	DEP 2400m	2400m 2200m	2200m 2000m	2000m 1800m	1800m 1600m	1600m 1400m	1400m 1200m	1200m 1000m	1000m 800m	800m 600m	600m 400m	400m 200m	200m ARR
Temps de parcours	00:11.96	00:25.06	00:38.51	00:52.39	01:05.86	01:19.07	01:31.94	01:44.46	01:56.58	02:08.39	02:19.83	02:31.03	02:42.94
Temps du tronçon	00:12.03	00:13.09	00:13.45	00:13.88	00:13.47	00:13.20	00:12.86	00:12.52	00:12.11	00:11.81	00:11.43	00:11.20	00:11.90
Vitesse moyenne	43.2	55.2	53.9	52	53	55	55.7	57.4	59.9	61.2	63.6	64.2	60.5


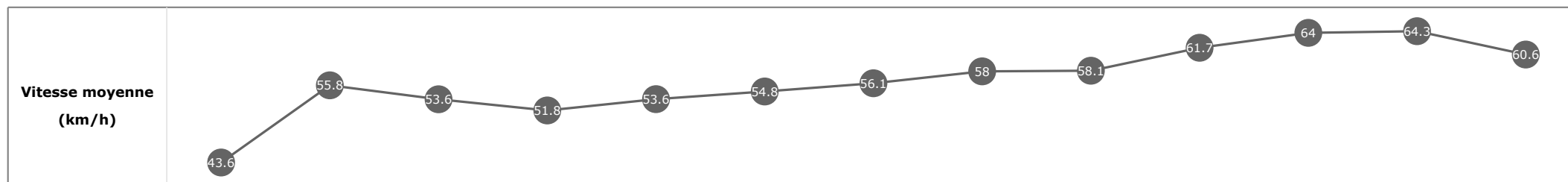


Statistiques Tracking
DEAUVILLE
C7 - PRIX VALPARAISO SPORTING CLUB - PRIX DE REUX - 2500m
dimanche 9 août 2020 - 17:41

Cheval **FOLAMOUR**
 Jockey **M. GUYON**
 Rang d'arrivée **7**
 Temps de parcours **02:43.09**
 Tronçon le plus rapide **00:11.20** (tronçon 400m - 200m)
 Vitesse maximale **65.92** (tronçon 400m - 200m)
 Vitesse moyenne **56.4**

Données de tracking

Tronçons de 200m	DEP 2400m	2400m 2200m	2200m 2000m	2000m 1800m	1800m 1600m	1600m 1400m	1400m 1200m	1200m 1000m	1000m 800m	800m 600m	600m 400m	400m 200m	200m ARR
Temps de parcours	00:11.87	00:24.90	00:38.40	00:52.40	01:05.85	01:19.08	01:31.90	01:44.31	01:56.71	02:08.45	02:19.95	02:31.15	02:43.09
Temps du tronçon	00:11.93	00:13.03	00:13.50	00:14.00	00:13.44	00:13.23	00:12.82	00:12.40	00:12.40	00:11.73	00:11.49	00:11.20	00:11.94
Vitesse moyenne	43.6	55.8	53.6	51.8	53.6	54.8	56.1	58	58.1	61.7	64	64.3	60.6



Statistiques Tracking
DEAUVILLE
C7 - PRIX VALPARAISO SPORTING CLUB - PRIX DE REUX - 2500m
dimanche 9 août 2020 - 17:41

Cheval **THUNDERING BLUE**
 Jockey **RL. MOORE**
 Rang d'arrivée **8**
 Temps de parcours **02:44.04**
 Tronçon le plus rapide **00:11.43** (tronçon 400m - 200m)
 Vitesse maximale **66.64** (tronçon 400m - 200m)
 Vitesse moyenne **56.1**

Données de tracking

Tronçons de 200m	DEP 2400m	2400m 2200m	2200m 2000m	2000m 1800m	1800m 1600m	1600m 1400m	1400m 1200m	1200m 1000m	1000m 800m	800m 600m	600m 400m	400m 200m	200m ARR
Temps de parcours	00:11.65	00:24.74	00:38.13	00:52.01	01:05.58	01:18.79	01:31.61	01:44.09	01:56.40	02:08.25	02:19.77	02:31.21	02:44.04
Temps du tronçon	00:11.71	00:13.09	00:13.38	00:13.87	00:13.57	00:13.21	00:12.81	00:12.48	00:12.30	00:11.85	00:11.52	00:11.43	00:12.83
Vitesse moyenne	44.4	55.1	54.1	52.3	53.5	54.5	56.2	57.7	58.9	61	64	62.8	56

