

**Statistiques Tracking  
DEAUVILLE  
C4 - PRIX EMMANUEL TASSIN - 3000m  
mardi 25 août 2020 - 15:35**

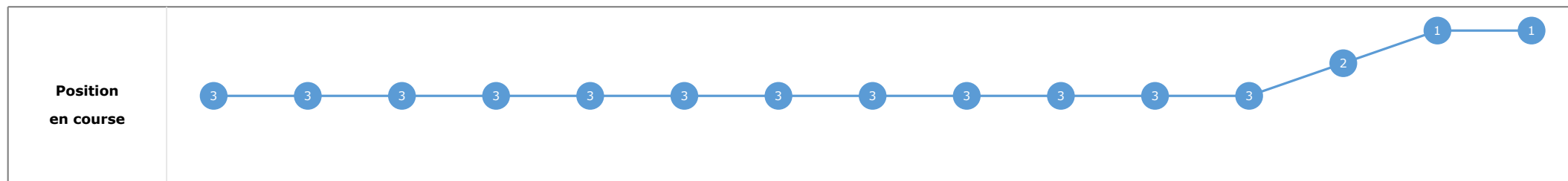
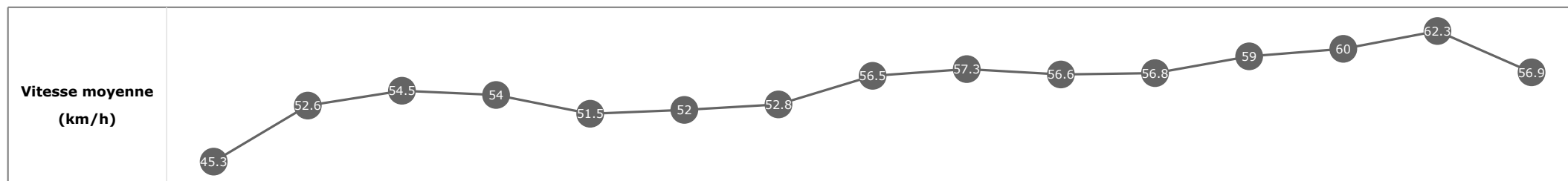
Partant (corde)	Cheval	Arrivée officielle	Tronçons de 200m		DEP - 1000m	1000m - 800m	800m - 600m	600m - 400m	400m - 200m	200m - ARR	Temps officiel	Derniers 600m	Parcouru vs. 1er
			Vitesse Max	200m les plus rapides	Temps passage en tête	Durée du tronçon	T1	T2	T3	T4			
<b>3</b> (5)	<b>ROSE D'ETOILE</b> M. GUYON	1	64.91 T5	00:11.58 T5	<b>02:15.78</b> 02:15.78	<b>02:29.30</b> 00:13.51	<b>02:42.00</b> 00:12.70	<b>02:54.68</b> 00:12.68	<b>03:06.39</b> 00:11.70	<b>03:19.06</b> 00:12.67	3'19"16	00:36.63	
<b>4</b> (1)	<b>TANGUT</b> C. LECOEVRE	2	64.26 T1	00:11.87 T5	<b>02:15.78</b> 02:15.78	<b>02:29.30</b> 00:13.51	<b>02:42.00</b> 00:12.70	<b>02:54.68</b> 00:12.68	<b>03:06.55</b> 00:11.87	<b>03:19.55</b> 00:12.99	3'19"69	00:37.54	15.59
<b>1</b> (2)	<b>BLACKWOOD</b> T. BACHELOT	3	63.25 T5	00:12.09 T5	<b>02:16.36</b> 02:16.36	<b>02:29.69</b> 00:13.32	<b>02:42.28</b> 00:12.59	<b>02:54.84</b> 00:12.56	<b>03:06.94</b> 00:12.09	<b>03:20.49</b> 00:13.55	3'20"57	00:38.21	-2.02
<b>5</b> (4)	<b>MAVALA</b> Q. PERRETTE	4	62.32 T3	00:12.51 T1	<b>02:16.92</b> 02:16.92	<b>02:30.27</b> 00:13.35	<b>02:42.83</b> 00:12.56	<b>02:55.70</b> 00:12.86	<b>03:08.24</b> 00:12.53	<b>03:21.78</b> 00:13.54	3'21"85	00:38.94	1.05
<b>2</b> (3)	<b>KOSKOV</b> M. BARZALONA												

**Statistiques Tracking**  
**DEAUVILLE**  
**C4 - PRIX EMMANUEL TASSIN - 3000m**  
**mardi 25 août 2020 - 15:35**

Cheval **ROSE D'ETOILE**  
 Jockey **M. GUYON**  
 Rang d'arrivée **1**  
 Temps de parcours **03:19.06**  
 Tronçon le plus rapide **00:11.58** (tronçon 400m - 200m)  
 Vitesse maximale **64.91** (tronçon 400m - 200m)  
 Vitesse moyenne **54.9**

**Données de tracking**

Tronçons de 200m	DEP 2800m	2800m 2600m	2600m 2400m	2400m 2200m	2200m 2000m	2000m 1800m	1800m 1600m	1600m 1400m	1400m 1200m	1200m 1000m	1000m 800m	800m 600m	600m 400m	400m 200m	200m ARR
<b>Temps de parcours</b>	<b>00:15.95</b>	<b>00:29.60</b>	<b>00:42.80</b>	<b>00:56.32</b>	<b>01:10.36</b>	<b>01:24.30</b>	<b>01:38.41</b>	<b>01:51.18</b>	<b>02:03.76</b>	<b>02:16.58</b>	<b>02:29.91</b>	<b>02:42.42</b>	<b>02:54.80</b>	<b>03:06.39</b>	<b>03:19.06</b>
Temps du tronçon	00:15.84	00:13.65	00:13.20	00:13.51	00:14.03	00:13.94	00:14.11	00:12.76	00:12.58	00:12.82	00:13.32	00:12.51	00:12.37	00:11.58	00:12.67
<b>Vitesse moyenne</b>	45.3	52.6	54.5	54	51.5	52	52.8	56.5	57.3	56.6	56.8	59	60	62.3	56.9

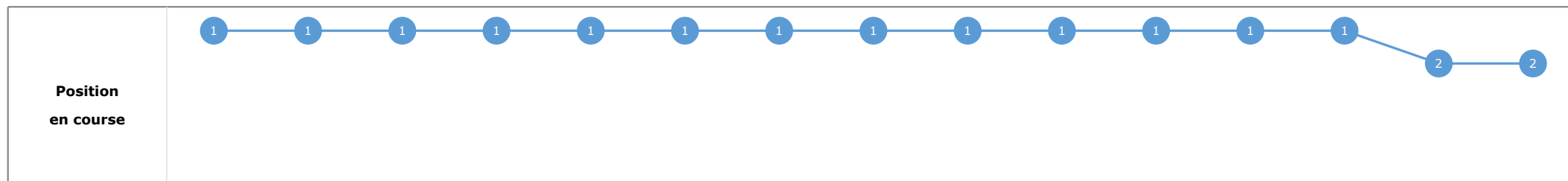
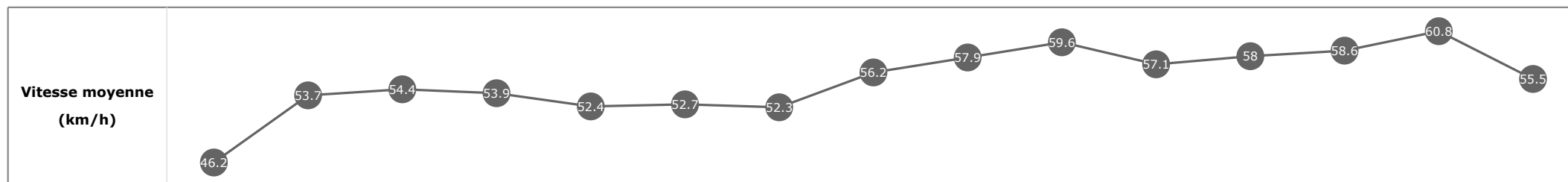


**Statistiques Tracking**  
**DEAUVILLE**  
**C4 - PRIX EMMANUEL TASSIN - 3000m**  
**mardi 25 août 2020 - 15:35**

Cheval **TANGUT**  
 Jockey **C. LECOEVRE**  
 Rang d'arrivée **2**  
 Temps de parcours **03:19.55**  
 Tronçon le plus rapide **00:11.87** (tronçon 400m - 200m)  
 Vitesse maximale **64.26** (tronçon 1200m - 1000m)  
 Vitesse moyenne **55.1**

**Données de tracking**

Tronçons de 200m	DEP 2800m	2800m 2600m	2600m 2400m	2400m 2200m	2200m 2000m	2000m 1800m	1800m 1600m	1600m 1400m	1400m 1200m	1200m 1000m	1000m 800m	800m 600m	600m 400m	400m 200m	200m ARR
<b>Temps de parcours</b>	<b>00:15.59</b>	<b>00:29.05</b>	<b>00:42.28</b>	<b>00:55.82</b>	<b>01:09.76</b>	<b>01:23.73</b>	<b>01:37.77</b>	<b>01:50.68</b>	<b>02:03.10</b>	<b>02:15.78</b>	<b>02:29.30</b>	<b>02:42.00</b>	<b>02:54.68</b>	<b>03:06.55</b>	<b>03:19.55</b>
Temps du tronçon	00:15.48	00:13.45	00:13.22	00:13.53	00:13.94	00:13.97	00:14.03	00:12.90	00:12.42	00:12.68	00:13.51	00:12.70	00:12.68	00:11.87	00:12.99
<b>Vitesse moyenne</b>	46.2	53.7	54.4	53.9	52.4	52.7	52.3	56.2	57.9	59.6	57.1	58	58.6	60.8	55.5

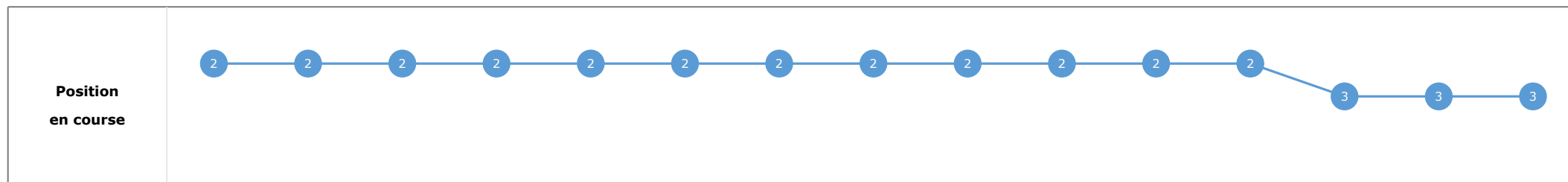
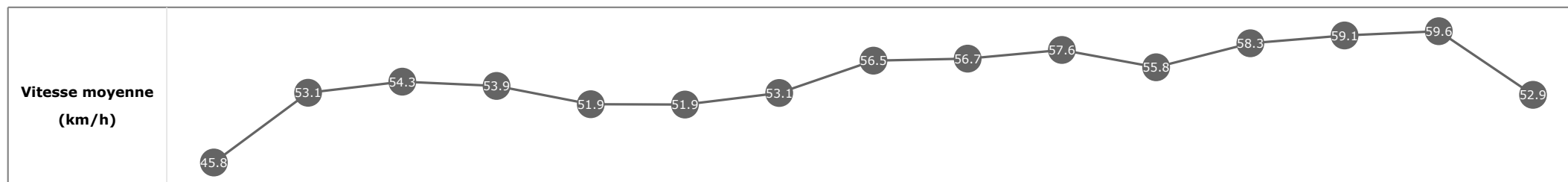


**Statistiques Tracking**  
**DEAUVILLE**  
**C4 - PRIX EMMANUEL TASSIN - 3000m**  
**mardi 25 août 2020 - 15:35**

Cheval **BLACKWOOD**  
 Jockey T. BACHELOT  
 Rang d'arrivée **3**  
 Temps de parcours **03:20.49**  
 Tronçon le plus rapide **00:12.09** (tronçon 400m - 200m)  
 Vitesse maximale **63.25** (tronçon 400m - 200m)  
 Vitesse moyenne **54.5**

**Données de tracking**

Tronçons de 200m	DEP 2800m	2800m 2600m	2600m 2400m	2400m 2200m	2200m 2000m	2000m 1800m	1800m 1600m	1600m 1400m	1400m 1200m	1200m 1000m	1000m 800m	800m 600m	600m 400m	400m 200m	200m ARR
<b>Temps de parcours</b>	<b>00:15.82</b>	<b>00:29.34</b>	<b>00:42.58</b>	<b>00:56.05</b>	<b>01:10.02</b>	<b>01:24.03</b>	<b>01:38.12</b>	<b>01:50.90</b>	<b>02:03.60</b>	<b>02:16.36</b>	<b>02:29.69</b>	<b>02:42.28</b>	<b>02:54.84</b>	<b>03:06.94</b>	<b>03:20.49</b>
Temps du tronçon	00:15.71	00:13.52	00:13.23	00:13.47	00:13.97	00:14.00	00:14.09	00:12.77	00:12.70	00:12.75	00:13.32	00:12.59	00:12.56	00:12.09	00:13.55
<b>Vitesse moyenne</b>	45.8	53.1	54.3	53.9	51.9	51.9	53.1	56.5	56.7	57.6	55.8	58.3	59.1	59.6	52.9

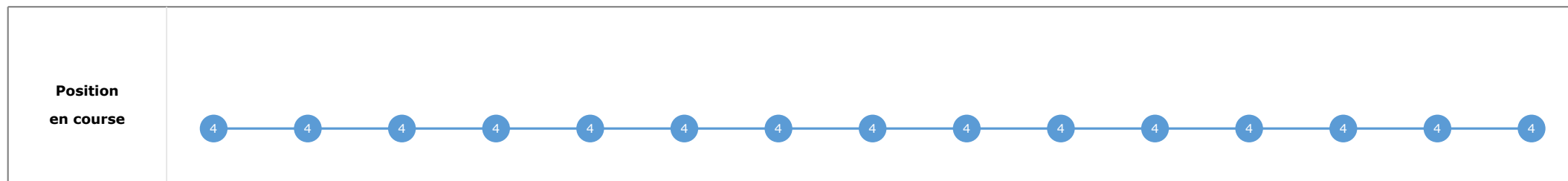
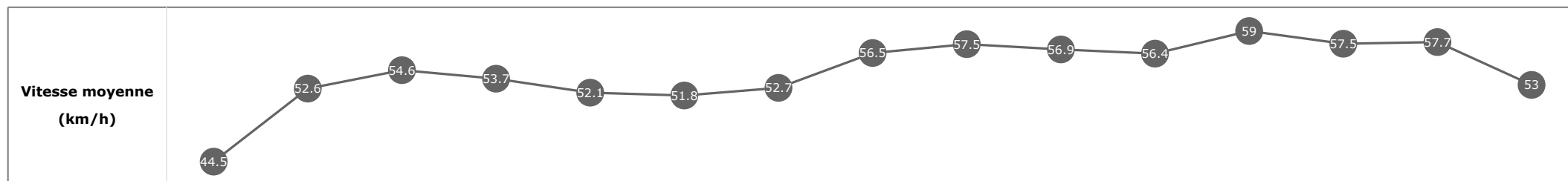


**Statistiques Tracking**  
**DEAUVILLE**  
**C4 - PRIX EMMANUEL TASSIN - 3000m**  
**mardi 25 août 2020 - 15:35**

Cheval **MAVALA**  
 Jockey **Q. PERRETTE**  
 Rang d'arrivée **4**  
 Temps de parcours **03:21.78**  
 Tronçon le plus rapide **00:12.51** (tronçon 1400m - 1200m)  
 Vitesse maximale **62.32** (tronçon 800m - 600m)  
 Vitesse moyenne **54.2**

**Données de tracking**

Tronçons de 200m	DEP 2800m	2800m 2600m	2600m 2400m	2400m 2200m	2200m 2000m	2000m 1800m	1800m 1600m	1600m 1400m	1400m 1200m	1200m 1000m	1000m 800m	800m 600m	600m 400m	400m 200m	200m ARR
<b>Temps de parcours</b>	<b>00:16.19</b>	<b>00:29.89</b>	<b>00:43.08</b>	<b>00:56.65</b>	<b>01:10.66</b>	<b>01:24.73</b>	<b>01:38.73</b>	<b>01:51.54</b>	<b>02:04.05</b>	<b>02:16.92</b>	<b>02:30.27</b>	<b>02:42.83</b>	<b>02:55.70</b>	<b>03:08.24</b>	<b>03:21.78</b>
Temps du tronçon	00:16.08	00:13.70	00:13.19	00:13.56	00:14.00	00:14.07	00:13.99	00:12.81	00:12.51	00:12.87	00:13.35	00:12.56	00:12.86	00:12.53	00:13.54
<b>Vitesse moyenne</b>	44.5	52.6	54.6	53.7	52.1	51.8	52.7	56.5	57.5	56.9	56.4	59	57.5	57.7	53



**Statistiques Tracking**  
**DEAUVILLE**  
**C4 - PRIX EMMANUEL TASSIN - 3000m**  
**mardi 25 août 2020 - 15:35**

Cheval **KOSKOV**  
 Jockey M. BARZALONA  
 Rang d'arrivée **0**  
 Temps de parcours **00:00.00**  
 Tronçon le plus rapide  
 Vitesse maximale  
 Vitesse moyenne

**Données de tracking**

Tronçons de 200m	0m	0m	0m	0m	0m	0m	0m	0m	0m	0m	0m	0m	0m	0m	0m
	ARR	ARR	ARR	ARR	ARR	ARR	ARR	ARR	ARR	ARR	ARR	ARR	ARR	ARR	ARR
<b>Temps de parcours</b>															
Temps du tronçon															
<b>Vitesse moyenne</b>															

<b>Vitesse moyenne (km/h)</b>	
-------------------------------	--

<b>Position en course</b>	
---------------------------	--