

**Statistiques Tracking
PARISLONGCHAMP
C4 - PRIX DE LUTECE - 3000m
jeudi 3 septembre 2020 - 17:22**

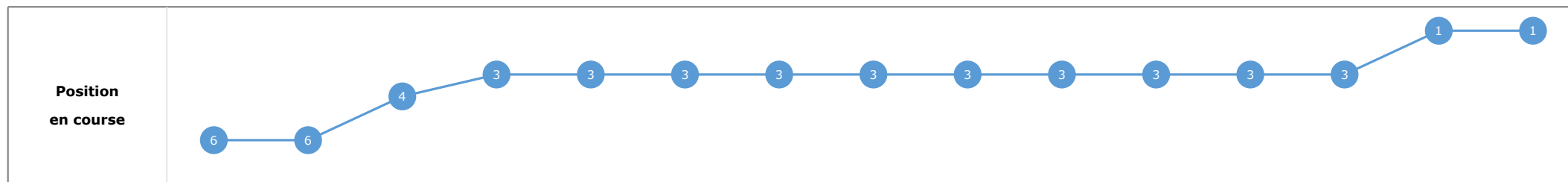
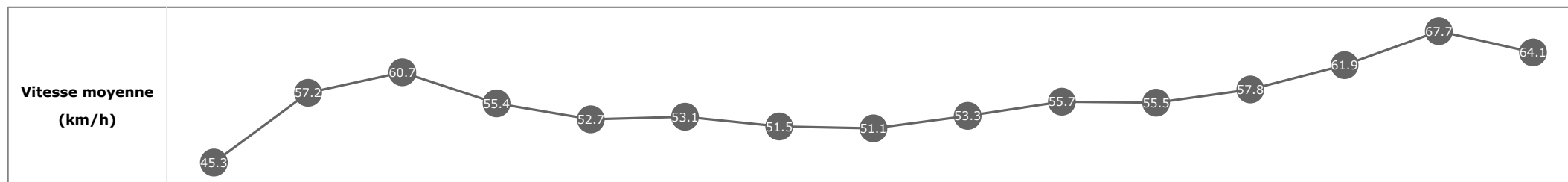
Partant (corde)	Cheval	Arrivée officielle	Tronçons de 200m Temps passage en tête Durée du tronçon		DEP - 1000m	1000m - 800m	800m - 600m	600m - 400m	400m - 200m	200m - ARR	Temps officiel	Derniers 600m	Parcouru vs. 1er
			Vitesse Max	200m les plus rapides	T1	T2	T3	T4	T5	T6			
7 (3)	PAIX C. SOUMILLON	1	68.08 T5	00:10.71 T5	02:20.68 3 02:20.68	02:34.17 3 00:13.48	02:46.70 3 00:12.52	02:58.55 3 00:11.85	03:09.27 1 00:10.71	03:20.49 00:11.21	3'19"85	00:33.79	
3 (5)	STEP BY STEP G. BENOIST	2	68.11 T1	00:10.93 T5	02:20.52 2 02:20.52	02:34.02 2 00:13.49	02:46.56 2 00:12.54	02:58.43 1 00:11.86	03:09.37 2 00:10.93	03:20.73 00:11.36	3'20"07	00:34.16	13.74
6 (6)	MEASURE OF TIME PC. BOUDOT	3	68.44 T5	00:10.70 T5	02:21.34 6 02:21.34	02:34.77 6 00:13.43	02:47.26 6 00:12.48	02:58.97 6 00:11.71	03:09.67 4 00:10.70	03:20.81 00:11.13	3'20"13	00:33.55	13.89
5 (4)	SLOGAN M. GUYON	4	67.21 T5	00:10.89 T5	02:21.07 5 02:21.07	02:34.52 5 00:13.45	02:47.05 5 00:12.52	02:58.85 5 00:11.80	03:09.75 6 00:10.89	03:21.00 00:11.25	3'20"29	00:33.95	9.59
1 (7)	KALIFORNIA QUEEN C. DEMURO	5	68.29 T5	00:10.70 T5	02:21.63 7 02:21.63	02:35.03 7 00:13.40	02:47.49 7 00:12.46	02:59.07 7 00:11.57	03:09.77 7 00:10.70	03:20.96 00:11.18	3'20"32	00:33.46	12.26
4 (2)	KETIL S. PASQUIER	6	65.99 T5	00:11.05 T5	02:20.77 4 02:20.77	02:34.27 4 00:13.50	02:46.83 4 00:12.55	02:58.64 4 00:11.80	03:09.69 5 00:11.05	03:21.16 00:11.47	3'20"46	00:34.33	6.39
2 (1)	BLACKWOOD T. BACHELOT	7	66.74 T1	00:11.18 T5	02:20.42 1 02:20.42	02:33.84 1 00:13.41	02:46.45 1 00:12.60	02:58.45 2 00:12.00	03:09.64 3 00:11.18	03:21.66 00:12.02	3'21"02	00:35.20	-3.49

Statistiques Tracking
PARISLONGCHAMP
C4 - PRIX DE LUTECE - 3000m
jeudi 3 septembre 2020 - 17:22

Cheval **PAIX**
 Jockey C. SOUMILLON
 Rang d'arrivée **1**
 Temps de parcours **03:20.49**
 Tronçon le plus rapide **00:10.71** (tronçon 400m - 200m)
 Vitesse maximale **68.08** (tronçon 400m - 200m)
 Vitesse moyenne **55.6**

Données de tracking

Tronçons de 200m	DEP 2800m	2800m 2600m	2600m 2400m	2400m 2200m	2200m 2000m	2000m 1800m	1800m 1600m	1600m 1400m	1400m 1200m	1200m 1000m	1000m 800m	800m 600m	600m 400m	400m 200m	200m ARR
Temps de parcours	00:18.68	00:31.69	00:44.93	00:58.28	01:11.72	01:25.14	01:39.15	01:53.32	02:07.27	02:20.68	02:34.17	02:46.70	02:58.55	03:09.27	03:20.49
Temps du tronçon	00:18.73	00:13.00	00:13.24	00:13.35	00:13.43	00:13.41	00:14.01	00:14.17	00:13.94	00:13.41	00:13.48	00:12.52	00:11.85	00:10.71	00:11.21
Vitesse moyenne	45.3	57.2	60.7	55.4	52.7	53.1	51.5	51.1	53.3	55.7	55.5	57.8	61.9	67.7	64.1

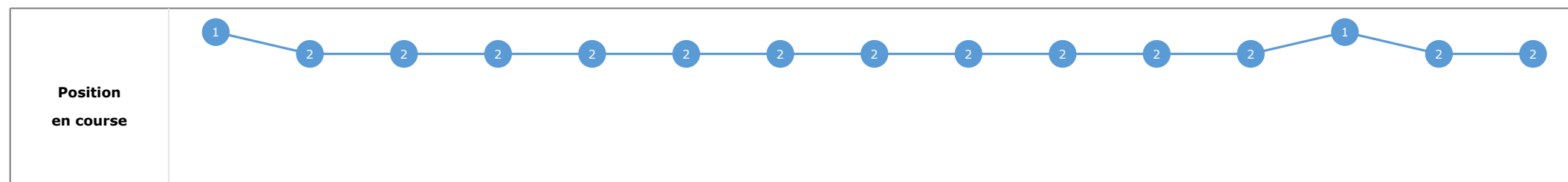
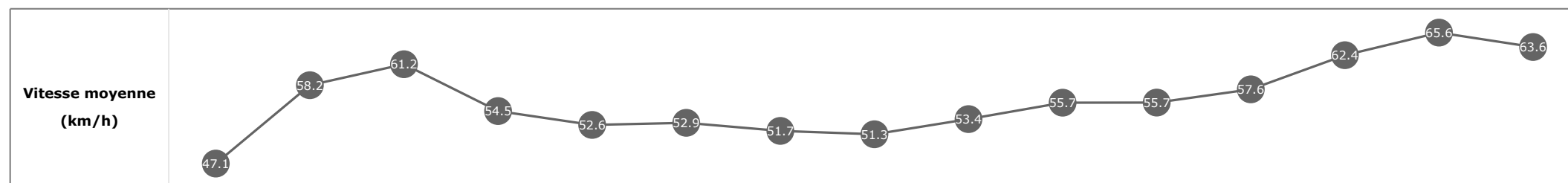


Statistiques Tracking
PARISLONGCHAMP
C4 - PRIX DE LUTECE - 3000m
jeudi 3 septembre 2020 - 17:22

Cheval **STEP BY STEP**
 Jockey G. BENOIST
 Rang d'arrivée **2**
 Temps de parcours **03:20.73**
 Tronçon le plus rapide **00:10.93** (tronçon 400m - 200m)
 Vitesse maximale **68.11** (tronçon 2800m - 2600m)
 Vitesse moyenne **55.8**

Données de tracking

Tronçons de 200m	DEP 2800m	2800m 2600m	2600m 2400m	2400m 2200m	2200m 2000m	2000m 1800m	1800m 1600m	1600m 1400m	1400m 1200m	1200m 1000m	1000m 800m	800m 600m	600m 400m	400m 200m	200m ARR
Temps de parcours	00:17.92	00:30.74	00:44.31	00:58.17	01:11.60	01:25.04	01:39.02	01:53.18	02:07.09	02:20.52	02:34.02	02:46.56	02:58.43	03:09.37	03:20.73
Temps du tronçon	00:17.96	00:12.82	00:13.56	00:13.86	00:13.43	00:13.44	00:13.97	00:14.15	00:13.90	00:13.43	00:13.49	00:12.54	00:11.86	00:10.93	00:11.36
Vitesse moyenne	47.1	58.2	61.2	54.5	52.6	52.9	51.7	51.3	53.4	55.7	55.7	57.6	62.4	65.6	63.6

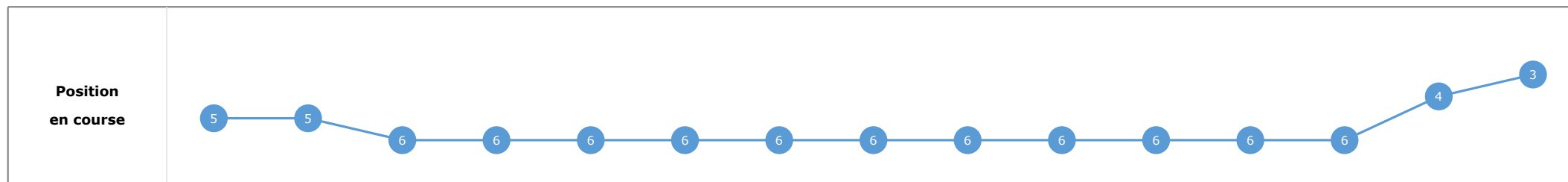
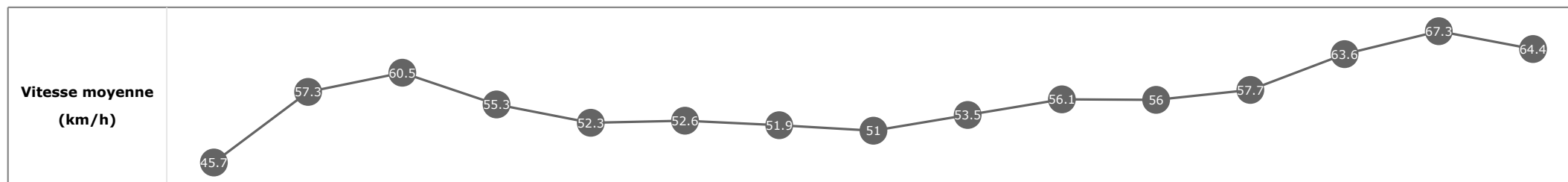


Statistiques Tracking
PARISLONGCHAMP
C4 - PRIX DE LUTECE - 3000m
jeudi 3 septembre 2020 - 17:22

Cheval **MEASURE OF TIME**
 Jockey PC. BOUDOT
 Rang d'arrivée **3**
 Temps de parcours **03:20.81**
 Tronçon le plus rapide **00:10.70** (tronçon 400m - 200m)
 Vitesse maximale **68.44** (tronçon 400m - 200m)
 Vitesse moyenne **55.7**

Données de tracking

Tronçons de 200m	DEP 2800m	2800m 2600m	2600m 2400m	2400m 2200m	2200m 2000m	2000m 1800m	1800m 1600m	1600m 1400m	1400m 1200m	1200m 1000m	1000m 800m	800m 600m	600m 400m	400m 200m	200m ARR
Temps de parcours	00:18.44	00:31.51	00:45.15	00:58.87	01:12.41	01:25.99	01:39.85	01:54.10	02:07.94	02:21.34	02:34.77	02:47.26	02:58.97	03:09.67	03:20.81
Temps du tronçon	00:18.49	00:13.06	00:13.64	00:13.71	00:13.54	00:13.58	00:13.86	00:14.25	00:13.84	00:13.39	00:13.43	00:12.48	00:11.71	00:10.70	00:11.13
Vitesse moyenne	45.7	57.3	60.5	55.3	52.3	52.6	51.9	51	53.5	56.1	56	57.7	63.6	67.3	64.4

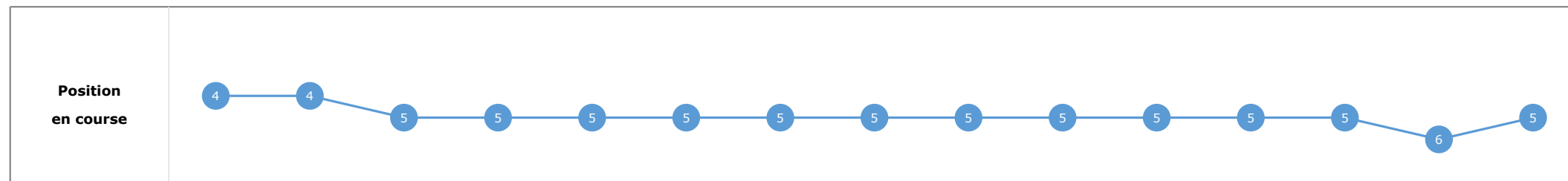
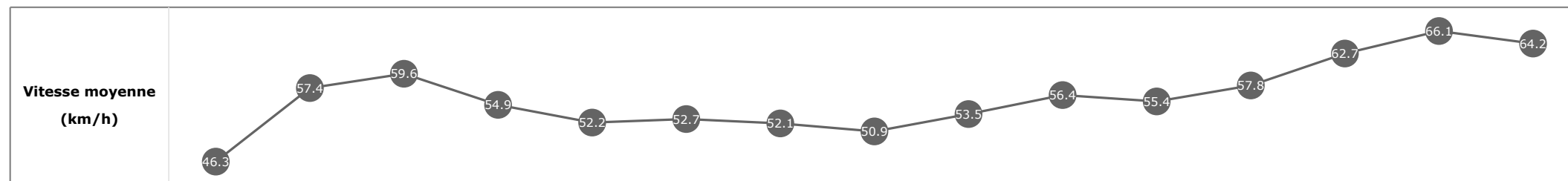


Statistiques Tracking
PARISLONGCHAMP
C4 - PRIX DE LUTECE - 3000m
jeudi 3 septembre 2020 - 17:22

Cheval **SLOGAN**
 Jockey **M. GUYON**
 Rang d'arrivée **4**
 Temps de parcours **03:21.00**
 Tronçon le plus rapide **00:10.89** (tronçon 400m - 200m)
 Vitesse maximale **67.21** (tronçon 400m - 200m)
 Vitesse moyenne **55.6**

Données de tracking

Tronçons de 200m	DEP 2800m	2800m 2600m	2600m 2400m	2400m 2200m	2200m 2000m	2000m 1800m	1800m 1600m	1600m 1400m	1400m 1200m	1200m 1000m	1000m 800m	800m 600m	600m 400m	400m 200m	200m ARR
Temps de parcours	00:18.23	00:31.28	00:45.01	00:58.68	01:12.16	01:25.77	01:39.60	01:53.81	02:07.64	02:21.07	02:34.52	02:47.05	02:58.85	03:09.75	03:21.00
Temps du tronçon	00:18.28	00:13.04	00:13.73	00:13.66	00:13.48	00:13.61	00:13.83	00:14.20	00:13.82	00:13.43	00:13.45	00:12.52	00:11.80	00:10.89	00:11.25
Vitesse moyenne	46.3	57.4	59.6	54.9	52.2	52.7	52.1	50.9	53.5	56.4	55.4	57.8	62.7	66.1	64.2

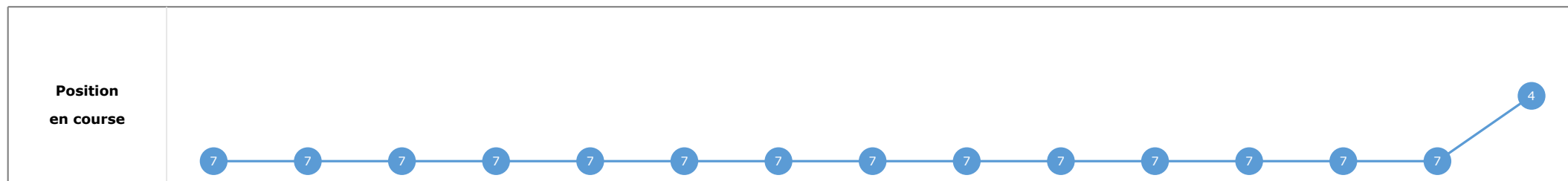
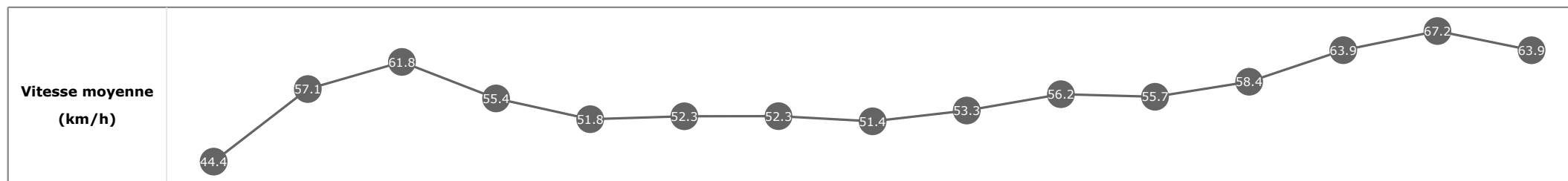


Statistiques Tracking
PARISLONGCHAMP
C4 - PRIX DE LUTECE - 3000m
jeudi 3 septembre 2020 - 17:22

Cheval **KALIFORNIA QUEEN**
 Jockey **C. DEMURO**
 Rang d'arrivée **5**
 Temps de parcours **03:20.96**
 Tronçon le plus rapide **00:10.70** (tronçon 400m - 200m)
 Vitesse maximale **68.29** (tronçon 400m - 200m)
 Vitesse moyenne **55.7**

Données de tracking

Tronçons de 200m	DEP 2800m	2800m 2600m	2600m 2400m	2400m 2200m	2200m 2000m	2000m 1800m	1800m 1600m	1600m 1400m	1400m 1200m	1200m 1000m	1000m 800m	800m 600m	600m 400m	400m 200m	200m ARR
Temps de parcours	00:19.08	00:32.18	00:45.54	00:59.20	01:12.85	01:26.51	01:40.26	01:54.39	02:08.26	02:21.63	02:35.03	02:47.49	02:59.07	03:09.77	03:20.96
Temps du tronçon	00:19.12	00:13.10	00:13.36	00:13.66	00:13.64	00:13.66	00:13.74	00:14.13	00:13.86	00:13.37	00:13.40	00:12.46	00:11.57	00:10.70	00:11.18
Vitesse moyenne	44.4	57.1	61.8	55.4	51.8	52.3	52.3	51.4	53.3	56.2	55.7	58.4	63.9	67.2	63.9

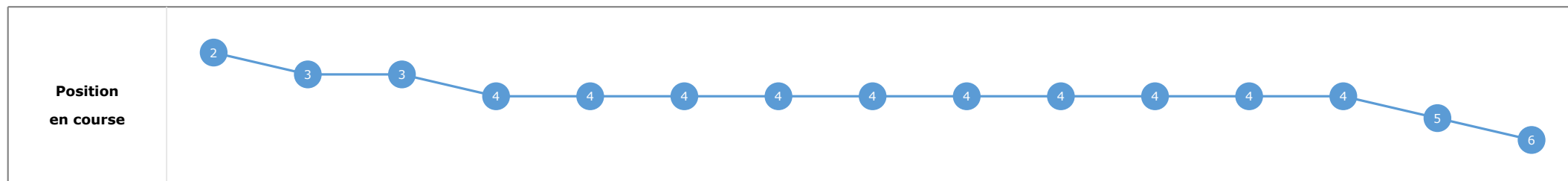
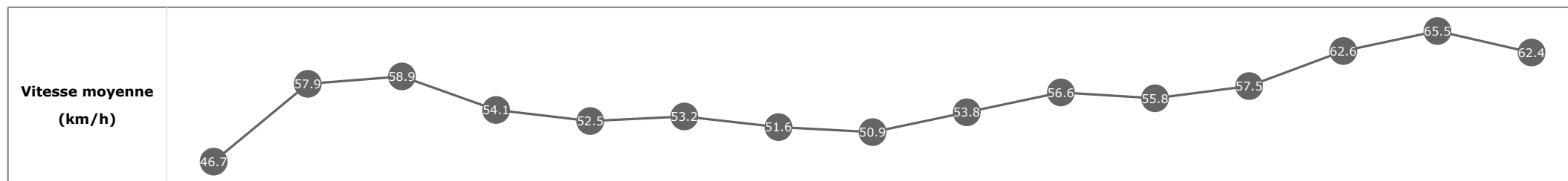


Statistiques Tracking
PARISLONGCHAMP
C4 - PRIX DE LUTECE - 3000m
jeudi 3 septembre 2020 - 17:22

Cheval **KETIL**
 Jockey **S. PASQUIER**
 Rang d'arrivée **6**
 Temps de parcours **03:21.16**
 Tronçon le plus rapide **00:11.05** (tronçon 400m - 200m)
 Vitesse maximale **65.99** (tronçon 400m - 200m)
 Vitesse moyenne **55.5**

Données de tracking

Tronçons de 200m	DEP 2800m	2800m 2600m	2600m 2400m	2400m 2200m	2200m 2000m	2000m 1800m	1800m 1600m	1600m 1400m	1400m 1200m	1200m 1000m	1000m 800m	800m 600m	600m 400m	400m 200m	200m ARR
Temps de parcours	00:18.06	00:30.99	00:44.71	00:58.42	01:11.86	01:25.37	01:39.31	01:53.52	02:07.36	02:20.77	02:34.27	02:46.83	02:58.64	03:09.69	03:21.16
Temps du tronçon	00:18.10	00:12.93	00:13.71	00:13.71	00:13.44	00:13.50	00:13.94	00:14.21	00:13.83	00:13.40	00:13.50	00:12.55	00:11.80	00:11.05	00:11.47
Vitesse moyenne	46.7	57.9	58.9	54.1	52.5	53.2	51.6	50.9	53.8	56.6	55.8	57.5	62.6	65.5	62.4



Statistiques Tracking
PARISLONGCHAMP
C4 - PRIX DE LUTECE - 3000m
jeudi 3 septembre 2020 - 17:22

Cheval **BLACKWOOD**
 Jockey T. BACHELOT
 Rang d'arrivée **7**
 Temps de parcours **03:21.66**
 Tronçon le plus rapide **00:11.18** (tronçon 400m - 200m)
 Vitesse maximale **66.74** (tronçon 2800m - 2600m)
 Vitesse moyenne **55.2**

Données de tracking

Tronçons de 200m	DEP 2800m	2800m 2600m	2600m 2400m	2400m 2200m	2200m 2000m	2000m 1800m	1800m 1600m	1600m 1400m	1400m 1200m	1200m 1000m	1000m 800m	800m 600m	600m 400m	400m 200m	200m ARR
Temps de parcours	00:18.07	00:30.71	00:44.30	00:58.01	01:11.47	01:24.84	01:38.87	01:53.03	02:06.99	02:20.42	02:33.84	02:46.45	02:58.45	03:09.64	03:21.66
Temps du tronçon	00:18.12	00:12.63	00:13.58	00:13.71	00:13.46	00:13.36	00:14.03	00:14.15	00:13.96	00:13.43	00:13.41	00:12.60	00:12.00	00:11.18	00:12.02
Vitesse moyenne	46.9	58.7	59.4	53.7	52.8	53.1	51.7	50.8	53.1	55.3	55.5	57.4	61.3	64.5	59.8

