

Statistiques Tracking
PARISLONGCHAMP
C5 - JUDDMONTE GRAND PRIX DE PARIS - 2400m
dimanche 13 septembre 2020 - 15:55

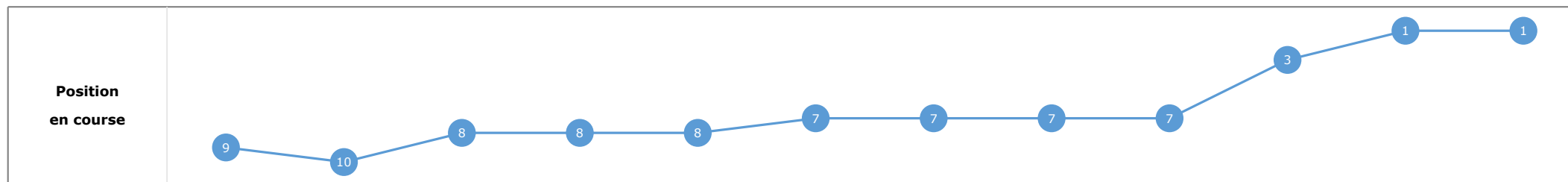
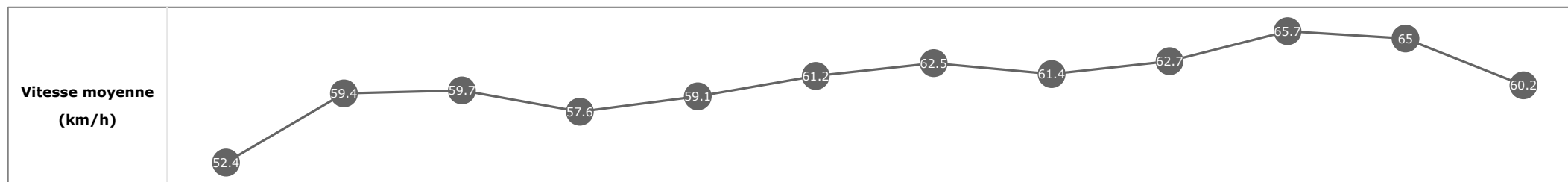
Partant (corde)	Cheval	Arrivée officielle	Tronçons de 200m		DEP - 1000m	1000m - 800m	800m - 600m	600m - 400m	400m - 200m	200m - ARR	Temps officiel	Derniers 600m	Parcouru vs. 1er
			Vitesse Max	200m les plus rapides	Temps passage en tête	Durée du tronçon	01:26.07	01:37.69	01:49.15	02:00.91			
				T1	T2	T3	T4	T5	T6				
8 (10)	MOGUL PC. BOUDOT	1	67.86 T4	00:11.00 T4	01:27.26 7 01:27.26	01:38.97 7 00:11.70	01:50.43 7 00:11.45	02:01.43 3 00:11.00	02:12.57 1 00:11.14	02:24.45 00:11.87	2'24"76	00:34.02	
5 (2)	IN SWOOP R. THOMAS	2	66.28 T1	00:11.31 T4	01:27.31 8 01:27.31	01:38.98 8 00:11.67	01:50.48 8 00:11.50	02:01.80 8 00:11.31	02:13.12 4 00:11.31	02:24.86 00:11.74	2'25"13	00:34.37	5.20
4 (3)	GOLD TRIP S. PASQUIER	3	65.45 T4	00:11.25 T5	01:27.06 6 01:27.06	01:38.72 5 00:11.66	01:50.24 5 00:11.51	02:01.53 5 00:11.29	02:12.79 2 00:11.25	02:24.82 00:12.02	2'25"14	00:34.58	3.11
9 (5)	SERPENTINE C. SOUMILLON	4	66.71 T4	00:11.39 T4	01:26.77 4 01:26.77	01:38.47 4 00:11.70	01:50.02 4 00:11.55	02:01.42 2 00:11.39	02:12.97 3 00:11.55	02:25.10 00:12.12	2'25"41	00:35.07	3.00
6 (7)	HIGHLAND CHIEF O. PESLIER	5	65.63 T4	00:11.36 T5	01:27.58 10 01:27.58	01:39.25 9 00:11.67	01:50.74 10 00:11.48	02:02.11 10 00:11.37	02:13.47 7 00:11.36	02:25.42 00:11.94	2'25"72	00:34.68	3.25
10 (1)	ENGLISH KING L. DETTORI	6	65.66 T1	00:11.41 T4	01:27.02 5 01:27.02	01:38.75 6 00:11.72	01:50.24 6 00:11.49	02:01.65 7 00:11.41	02:13.38 6 00:11.72	02:25.89 00:12.50	2'26"16	00:35.65	0.78
3 (4)	NOBEL PRIZE M. BARZALONA	7	64.66 T4	00:11.43 T1	01:26.07 1 01:26.07	01:37.69 1 00:11.61	01:49.15 1 00:11.45	02:00.91 1 00:11.76	02:13.18 5 00:12.27	02:26.05 00:12.86	2'26"37	00:36.90	0.40
7 (8)	LORD ACHILLES G. BENOIST	8	68.26 T1	00:11.28 T4	01:27.54 9 01:27.54	01:39.25 9 00:11.71	01:50.70 9 00:11.45	02:01.98 9 00:11.28	02:13.63 8 00:11.65	02:26.30 00:12.66	2'26"59	00:35.59	0.28
1 (6)	HAYZUM T. BACHELOT	9	65.84 T3	00:11.52 T1	01:26.47 2 01:26.47	01:38.23 2 00:11.76	01:49.76 2 00:11.53	02:01.58 6 00:11.81	02:13.87 10 00:12.29	02:27.02 00:13.14	2'27"24	00:37.25	0.41
2 (9)	PORT GUILLAUME C. DEMURO	10	66.60 T1	00:11.54 T1	01:26.53 3 01:26.53	01:38.25 3 00:11.71	01:49.91 3 00:11.66	02:01.47 4 00:11.55	02:13.80 9 00:12.33	02:27.01 00:13.20	2'27"24	00:37.10	1.18

Statistiques Tracking
PARISLONGCHAMP
C5 - JUDDMONTE GRAND PRIX DE PARIS - 2400m
dimanche 13 septembre 2020 - 15:55

Cheval **MOGUL**
 Jockey **PC. BOUDOT**
 Rang d'arrivée **1**
 Temps de parcours **02:24.45**
 Tronçon le plus rapide **00:11.00** (tronçon 600m - 400m)
 Vitesse maximale **67.86** (tronçon 600m - 400m)
 Vitesse moyenne **59.7**

Données de tracking

Tronçons de 200m	DEP 2200m	2200m 2000m	2000m 1800m	1800m 1600m	1600m 1400m	1400m 1200m	1200m 1000m	1000m 800m	800m 600m	600m 400m	400m 200m	200m ARR
Temps de parcours	00:15.08	00:27.14	00:39.27	00:51.78	01:03.92	01:15.65	01:27.26	01:38.97	01:50.43	02:01.43	02:12.57	02:24.45
Temps du tronçon	00:13.52	00:12.06	00:12.13	00:12.51	00:12.14	00:11.72	00:11.61	00:11.70	00:11.45	00:11.00	00:11.14	00:11.87
Vitesse moyenne	52.4	59.4	59.7	57.6	59.1	61.2	62.5	61.4	62.7	65.7	65	60.2

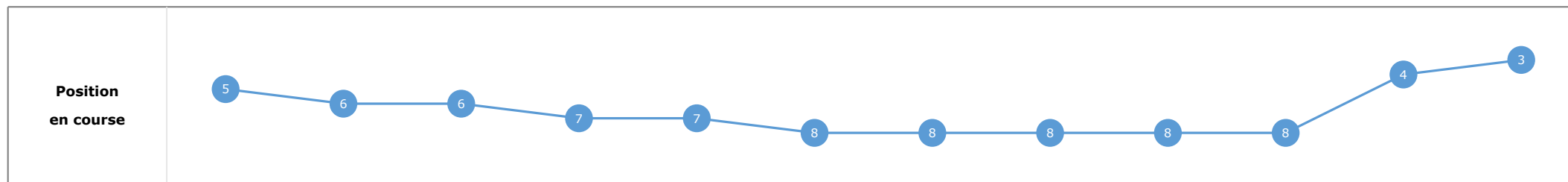
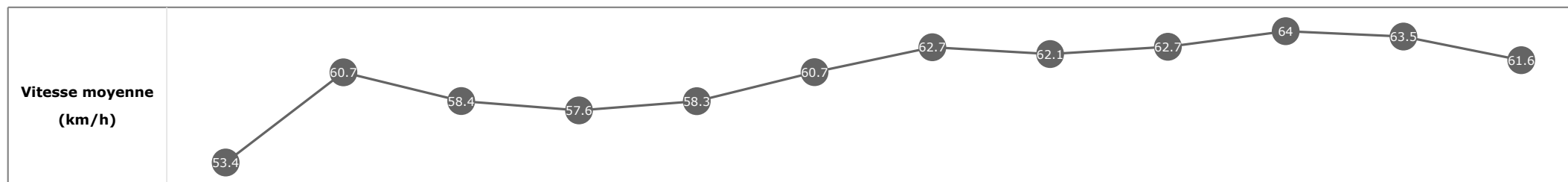


Statistiques Tracking
PARISLONGCHAMP
C5 - JUDDMONTE GRAND PRIX DE PARIS - 2400m
dimanche 13 septembre 2020 - 15:55

Cheval **IN SWOOP**
 Jockey **R. THOMAS**
 Rang d'arrivée **2**
 Temps de parcours **02:24.86**
 Tronçon le plus rapide **00:11.31** (tronçon 600m - 400m)
 Vitesse maximale **66.28** (tronçon 1200m - 1000m)
 Vitesse moyenne **59.7**

Données de tracking

Tronçons de 200m	DEP 2200m	2200m 2000m	2000m 1800m	1800m 1600m	1600m 1400m	1400m 1200m	1200m 1000m	1000m 800m	800m 600m	600m 400m	400m 200m	200m ARR
Temps de parcours	00:14.75	00:26.64	00:39.01	00:51.56	01:03.89	01:15.80	01:27.31	01:38.98	01:50.48	02:01.80	02:13.12	02:24.86
Temps du tronçon	00:13.19	00:11.88	00:12.36	00:12.55	00:12.33	00:11.90	00:11.51	00:11.67	00:11.50	00:11.31	00:11.31	00:11.74
Vitesse moyenne	53.4	60.7	58.4	57.6	58.3	60.7	62.7	62.1	62.7	64	63.5	61.6

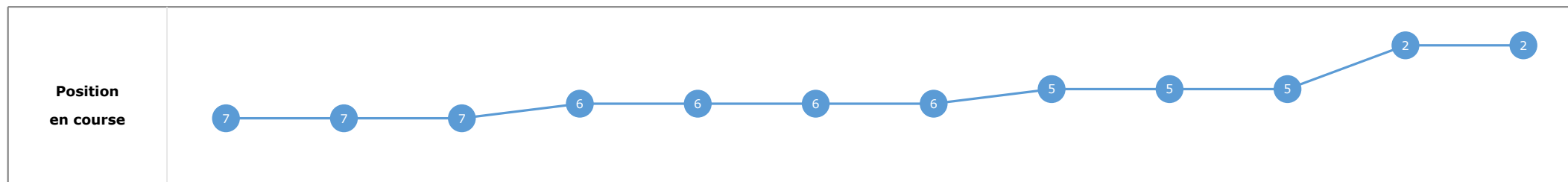
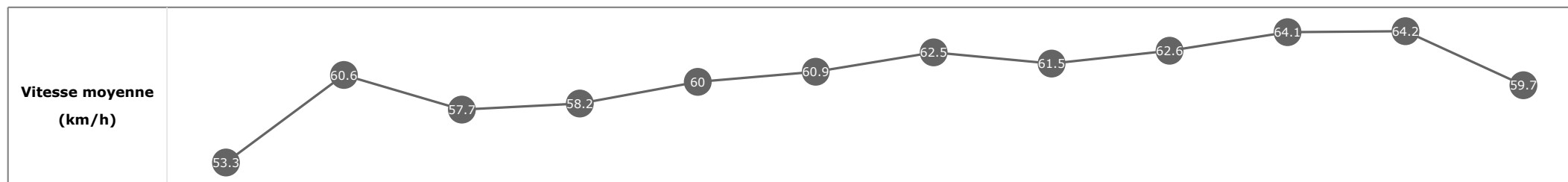


Statistiques Tracking
PARISLONGCHAMP
C5 - JUDDMONTE GRAND PRIX DE PARIS - 2400m
dimanche 13 septembre 2020 - 15:55

Cheval **GOLD TRIP**
 Jockey **S. PASQUIER**
 Rang d'arrivée **3**
 Temps de parcours **02:24.82**
 Tronçon le plus rapide **00:11.25** (tronçon 400m - 200m)
 Vitesse maximale **65.45** (tronçon 600m - 400m)
 Vitesse moyenne **59.7**

Données de tracking

Tronçons de 200m	DEP 2200m	2200m 2000m	2000m 1800m	1800m 1600m	1600m 1400m	1400m 1200m	1200m 1000m	1000m 800m	800m 600m	600m 400m	400m 200m	200m ARR
Temps de parcours	00:14.87	00:26.77	00:39.21	00:51.55	01:03.66	01:15.50	01:27.06	01:38.72	01:50.24	02:01.53	02:12.79	02:24.82
Temps du tronçon	00:13.31	00:11.89	00:12.44	00:12.34	00:12.10	00:11.84	00:11.55	00:11.66	00:11.51	00:11.29	00:11.25	00:12.02
Vitesse moyenne	53.3	60.6	57.7	58.2	60	60.9	62.5	61.5	62.6	64.1	64.2	59.7

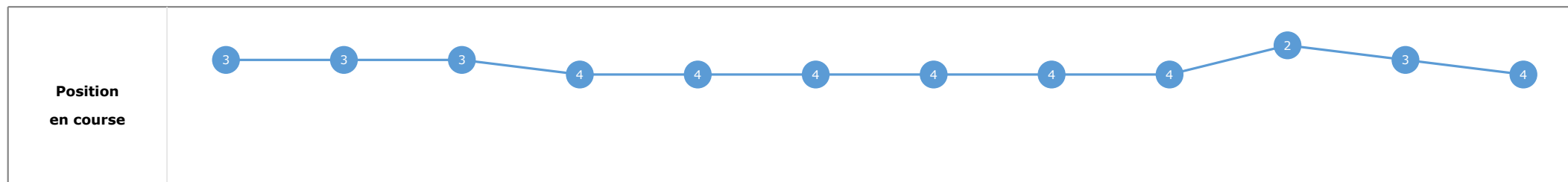
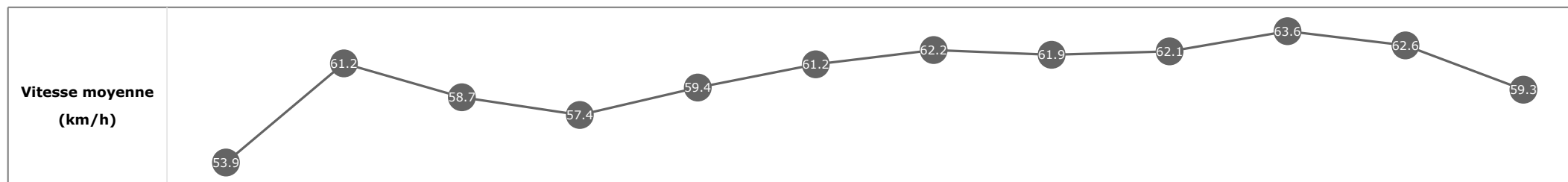


Statistiques Tracking
PARISLONGCHAMP
C5 - JUDDMONTE GRAND PRIX DE PARIS - 2400m
dimanche 13 septembre 2020 - 15:55

Cheval **SERPENTINE**
 Jockey **C. SOUMILLON**
 Rang d'arrivée **4**
 Temps de parcours **02:25.10**
 Tronçon le plus rapide **00:11.39** (tronçon 600m - 400m)
 Vitesse maximale **66.71** (tronçon 600m - 400m)
 Vitesse moyenne **59.5**

Données de tracking

Tronçons de 200m	DEP 2200m	2200m 2000m	2000m 1800m	1800m 1600m	1600m 1400m	1400m 1200m	1200m 1000m	1000m 800m	800m 600m	600m 400m	400m 200m	200m ARR
Temps de parcours	00:14.64	00:26.42	00:38.76	00:51.28	01:03.40	01:15.19	01:26.77	01:38.47	01:50.02	02:01.42	02:12.97	02:25.10
Temps du tronçon	00:13.08	00:11.78	00:12.33	00:12.52	00:12.11	00:11.78	00:11.58	00:11.70	00:11.55	00:11.39	00:11.55	00:12.12
Vitesse moyenne	53.9	61.2	58.7	57.4	59.4	61.2	62.2	61.9	62.1	63.6	62.6	59.3

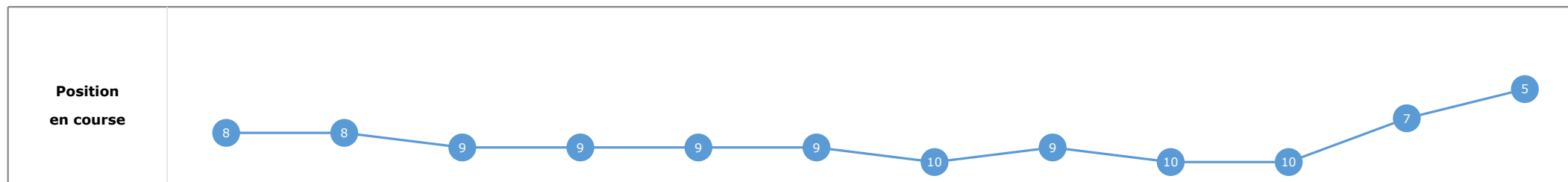
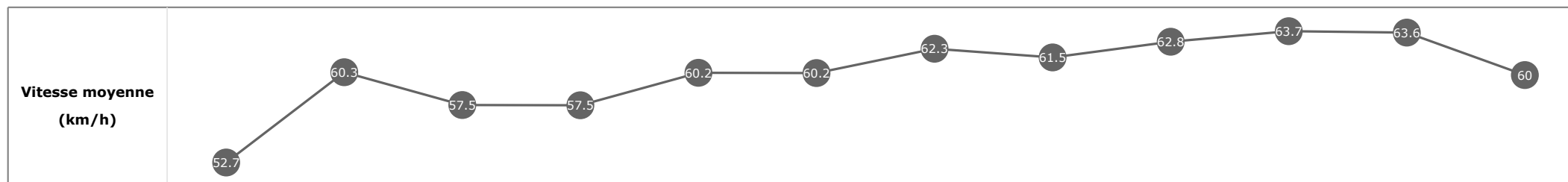


Statistiques Tracking
PARISLONGCHAMP
C5 - JUDDMONTE GRAND PRIX DE PARIS - 2400m
dimanche 13 septembre 2020 - 15:55

Cheval **HIGHLAND CHIEF**
 Jockey **O. PESLIER**
 Rang d'arrivée **5**
 Temps de parcours **02:25.42**
 Tronçon le plus rapide **00:11.36** (tronçon 400m - 200m)
 Vitesse maximale **65.63** (tronçon 600m - 400m)
 Vitesse moyenne **59.4**

Données de tracking

Tronçons de 200m	DEP 2200m	2200m 2000m	2000m 1800m	1800m 1600m	1600m 1400m	1400m 1200m	1200m 1000m	1000m 800m	800m 600m	600m 400m	400m 200m	200m ARR
Temps de parcours	00:15.00	00:26.97	00:39.48	00:51.95	01:03.99	01:15.95	01:27.58	01:39.25	01:50.74	02:02.11	02:13.47	02:25.42
Temps du tronçon	00:13.44	00:11.97	00:12.50	00:12.46	00:12.03	00:11.96	00:11.63	00:11.67	00:11.48	00:11.37	00:11.36	00:11.94
Vitesse moyenne	52.7	60.3	57.5	57.5	60.2	60.2	62.3	61.5	62.8	63.7	63.6	60

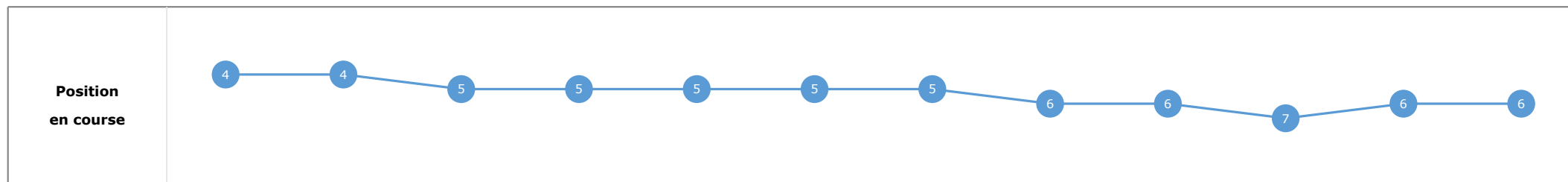
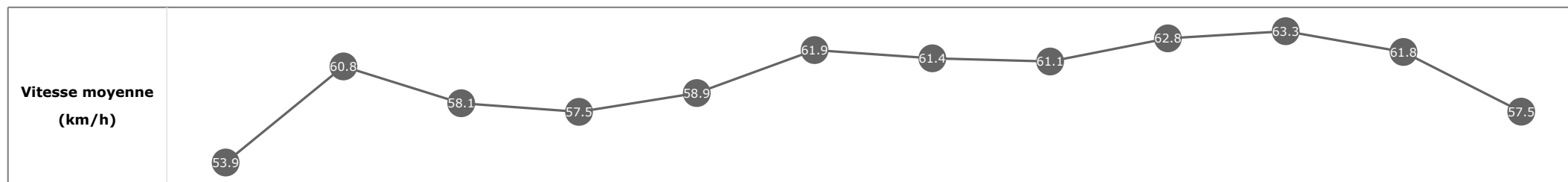


Statistiques Tracking
PARISLONGCHAMP
C5 - JUDDMONTE GRAND PRIX DE PARIS - 2400m
dimanche 13 septembre 2020 - 15:55

Cheval **ENGLISH KING**
 Jockey **L. DETTORI**
 Rang d'arrivée **6**
 Temps de parcours **02:25.89**
 Tronçon le plus rapide **00:11.41** (tronçon 600m - 400m)
 Vitesse maximale **65.66** (tronçon 1200m - 1000m)
 Vitesse moyenne **59.2**

Données de tracking

Tronçons de 200m	DEP 2200m	2200m 2000m	2000m 1800m	1800m 1600m	1600m 1400m	1400m 1200m	1200m 1000m	1000m 800m	800m 600m	600m 400m	400m 200m	200m ARR
Temps de parcours	00:14.70	00:26.53	00:38.92	00:51.48	01:03.65	01:15.36	01:27.02	01:38.75	01:50.24	02:01.65	02:13.38	02:25.89
Temps du tronçon	00:13.14	00:11.82	00:12.39	00:12.56	00:12.17	00:11.70	00:11.66	00:11.72	00:11.49	00:11.41	00:11.72	00:12.50
Vitesse moyenne	53.9	60.8	58.1	57.5	58.9	61.9	61.4	61.1	62.8	63.3	61.8	57.5

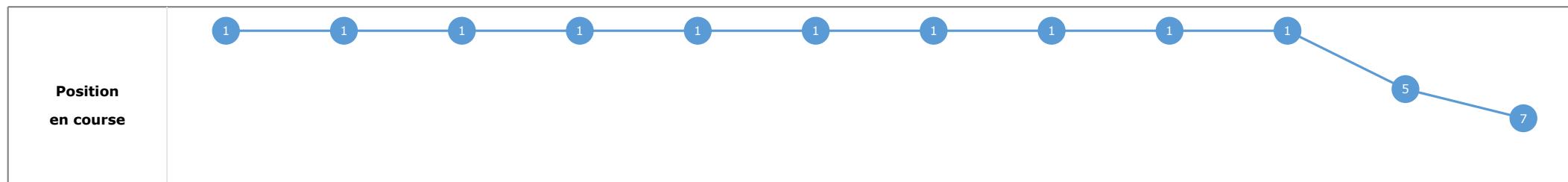
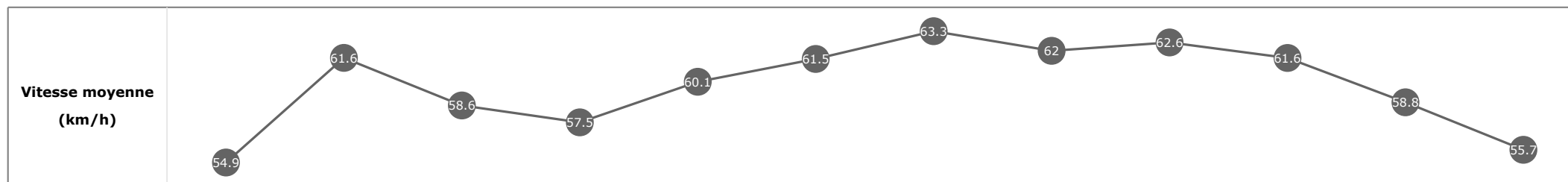


Statistiques Tracking
PARISLONGCHAMP
C5 - JUDDMONTE GRAND PRIX DE PARIS - 2400m
dimanche 13 septembre 2020 - 15:55

Cheval **NOBEL PRIZE**
 Jockey **M. BARZALONA**
 Rang d'arrivée **7**
 Temps de parcours **02:26.05**
 Tronçon le plus rapide **00:11.43** (tronçon 1200m - 1000m)
 Vitesse maximale **64.66** (tronçon 600m - 400m)
 Vitesse moyenne **59.1**

Données de tracking

Tronçons de 200m	DEP 2200m	2200m 2000m	2000m 1800m	1800m 1600m	1600m 1400m	1400m 1200m	1200m 1000m	1000m 800m	800m 600m	600m 400m	400m 200m	200m ARR
Temps de parcours	00:14.42	00:26.12	00:38.47	00:50.98	01:02.99	01:14.64	01:26.07	01:37.69	01:49.15	02:00.91	02:13.18	02:26.05
Temps du tronçon	00:12.86	00:11.69	00:12.35	00:12.51	00:12.00	00:11.64	00:11.43	00:11.61	00:11.45	00:11.76	00:12.27	00:12.86
Vitesse moyenne	54.9	61.6	58.6	57.5	60.1	61.5	63.3	62	62.6	61.6	58.8	55.7

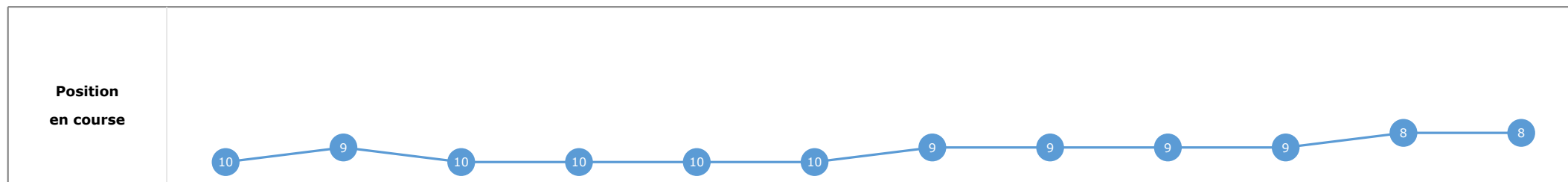
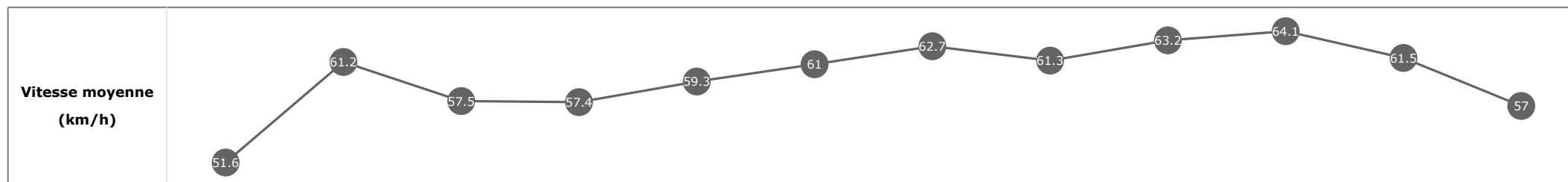


Statistiques Tracking
PARISLONGCHAMP
C5 - JUDDMONTE GRAND PRIX DE PARIS - 2400m
dimanche 13 septembre 2020 - 15:55

Cheval **LORD ACHILLES**
 Jockey **G. BENOIST**
 Rang d'arrivée **8**
 Temps de parcours **02:26.30**
 Tronçon le plus rapide **00:11.28** (tronçon 600m - 400m)
 Vitesse maximale **68.26** (tronçon 1200m - 1000m)
 Vitesse moyenne **59**

Données de tracking

Tronçons de 200m	DEP 2200m	2200m 2000m	2000m 1800m	1800m 1600m	1600m 1400m	1400m 1200m	1200m 1000m	1000m 800m	800m 600m	600m 400m	400m 200m	200m ARR
Temps de parcours	00:15.29	00:27.02	00:39.59	00:52.12	01:04.29	01:16.09	01:27.54	01:39.25	01:50.70	02:01.98	02:13.63	02:26.30
Temps du tronçon	00:13.73	00:11.73	00:12.56	00:12.52	00:12.17	00:11.80	00:11.44	00:11.71	00:11.45	00:11.28	00:11.65	00:12.66
Vitesse moyenne	51.6	61.2	57.5	57.4	59.3	61	62.7	61.3	63.2	64.1	61.5	57


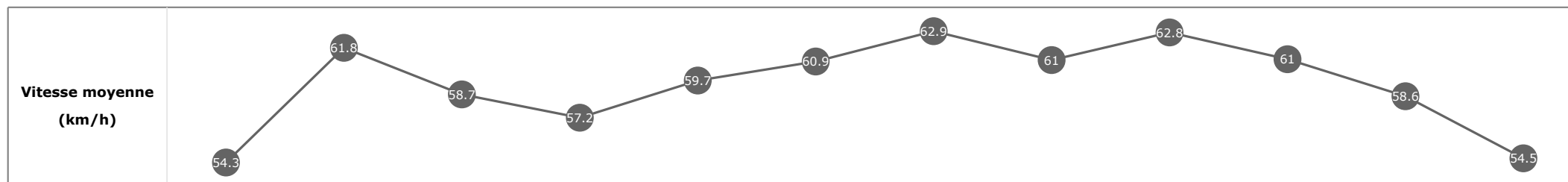


Statistiques Tracking
PARISLONGCHAMP
C5 - JUDDMONTE GRAND PRIX DE PARIS - 2400m
dimanche 13 septembre 2020 - 15:55

Cheval **HAYZUM**
 Jockey T. BACHELOT
 Rang d'arrivée **9**
 Temps de parcours **02:27.02**
 Tronçon le plus rapide **00:11.52** (tronçon 1200m - 1000m)
 Vitesse maximale **65.84** (tronçon 800m - 600m)
 Vitesse moyenne **58.7**

Données de tracking

Tronçons de 200m	DEP 2200m	2200m 2000m	2000m 1800m	1800m 1600m	1600m 1400m	1400m 1200m	1200m 1000m	1000m 800m	800m 600m	600m 400m	400m 200m	200m ARR
Temps de parcours	00:14.60	00:26.23	00:38.51	00:51.05	01:03.14	01:14.95	01:26.47	01:38.23	01:49.76	02:01.58	02:13.87	02:27.02
Temps du tronçon	00:13.04	00:11.62	00:12.28	00:12.54	00:12.08	00:11.80	00:11.52	00:11.76	00:11.53	00:11.81	00:12.29	00:13.14
Vitesse moyenne	54.3	61.8	58.7	57.2	59.7	60.9	62.9	61	62.8	61	58.6	54.5



Statistiques Tracking
PARISLONGCHAMP
C5 - JUDDMONTE GRAND PRIX DE PARIS - 2400m
dimanche 13 septembre 2020 - 15:55

Cheval **PORT GUILLAUME**
 Jockey **C. DEMURO**
 Rang d'arrivée **10**
 Temps de parcours **02:27.01**
 Tronçon le plus rapide **00:11.54** (tronçon 1200m - 1000m)
 Vitesse maximale **66.60** (tronçon 1200m - 1000m)
 Vitesse moyenne **58.7**

Données de tracking

Tronçons de 200m	DEP 2200m	2200m 2000m	2000m 1800m	1800m 1600m	1600m 1400m	1400m 1200m	1200m 1000m	1000m 800m	800m 600m	600m 400m	400m 200m	200m ARR
Temps de parcours	00:14.82	00:26.56	00:38.88	00:51.20	01:03.14	01:14.99	01:26.53	01:38.25	01:49.91	02:01.47	02:13.80	02:27.01
Temps du tronçon	00:13.26	00:11.74	00:12.32	00:12.31	00:11.93	00:11.85	00:11.54	00:11.71	00:11.66	00:11.55	00:12.33	00:13.20
Vitesse moyenne	53.3	61.6	58.4	58.4	60.2	61.1	62.2	61.3	62	62.7	58.2	54.5

