

Statistiques Tracking
PARISLONGCHAMP
C7 - QATAR PRIX FOY - 2400m
dimanche 13 septembre 2020 - 17:10

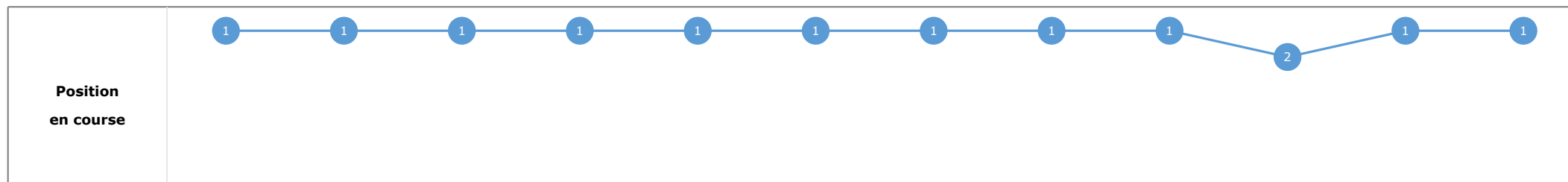
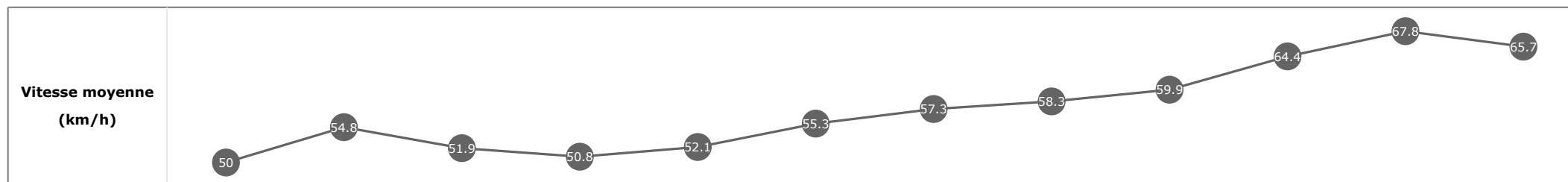
Partant (corde)	Cheval	Arrivée officielle	Tronçons de 200m		DEP - 1000m	1000m - 800m	800m - 600m	600m - 400m	400m - 200m	200m - ARR	Temps officiel	Derniers 600m	Parcouru vs. 1er
			Vitesse Max	200m les plus rapides	Temps passage en tête	Durée du tronçon	T1	T2	T3	T4			
3 (5)	ANTHONY VAN DYCK M. BARZALONA	1	68.08 T5	00:10.66 T5	01:36.15 01:36.15	01:48.47 00:12.31	02:00.48 00:12.01	02:11.67 00:11.18	02:22.34 00:10.67	02:33.32 00:10.98	2'33"27	00:32.84	
4 (6)	STRADIVARIUS L. DETTORI	2	68.26 T6	00:10.72 T5	01:36.28 01:36.28	01:48.58 00:12.29	02:00.56 00:11.98	02:11.67 00:11.11	02:22.40 00:10.72	02:33.35 00:10.95	2'33"31	00:32.79	2.52
5 (1)	NAGANO GOLD C. SOUMILLON	3	69.91 T4	00:10.68 T5	01:36.81 01:36.81	01:49.11 00:12.29	02:01.05 00:11.94	02:11.85 00:10.80	02:22.54 00:10.68	02:33.56 00:11.02	2'33"48	00:32.50	1.45
2 (4)	SKYWARD S. PASQUIER	4	69.30 T5	00:10.71 T5	01:36.44 01:36.44	01:48.75 00:12.30	02:00.76 00:12.01	02:11.84 00:11.07	02:22.55 00:10.71	02:33.71 00:11.16	2'33"65	00:32.95	-0.16
1 (2)	WAY TO PARIS PC. BOUDOT	5	68.54 T5	00:10.79 T5	01:36.53 01:36.53	01:48.87 00:12.33	02:00.83 00:11.95	02:11.76 00:10.93	02:22.55 00:10.79	02:33.84 00:11.28	2'33"74	00:33.01	2.67
6 (3)	ZIYAD M. GUYON	6	71.24 T5	00:10.58 T5	01:36.68 01:36.68	01:48.98 00:12.30	02:00.98 00:12.00	02:11.97 00:10.98	02:22.55 00:10.58	02:33.86 00:11.30	2'33"80	00:32.87	-0.03

Statistiques Tracking
PARISLONGCHAMP
C7 - QATAR PRIX FOY - 2400m
dimanche 13 septembre 2020 - 17:10

Cheval **ANTHONY VAN DYCK**
 Jockey **M. BARZALONA**
 Rang d'arrivée **1**
 Temps de parcours **02:33.32**
 Tronçon le plus rapide **00:10.66** (tronçon 400m - 200m)
 Vitesse maximale **68.08** (tronçon 400m - 200m)
 Vitesse moyenne **56.3**

Données de tracking

Tronçons de 200m	DEP 2200m	2200m 2000m	2000m 1800m	1800m 1600m	1600m 1400m	1400m 1200m	1200m 1000m	1000m 800m	800m 600m	600m 400m	400m 200m	200m ARR
Temps de parcours	00:15.50	00:28.72	00:42.60	00:56.74	01:10.60	01:23.56	01:36.15	01:48.47	02:00.48	02:11.68	02:22.34	02:33.32
Temps du tronçon	00:14.10	00:13.22	00:13.88	00:14.13	00:13.86	00:12.96	00:12.58	00:12.31	00:12.01	00:11.19	00:10.66	00:10.98
Vitesse moyenne	50	54.8	51.9	50.8	52.1	55.3	57.3	58.3	59.9	64.4	67.8	65.7

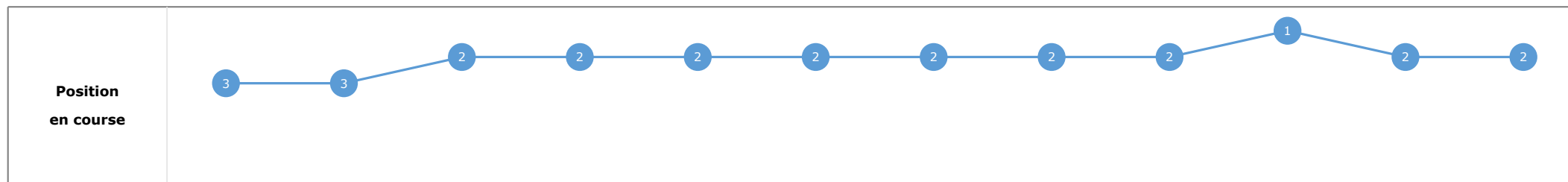
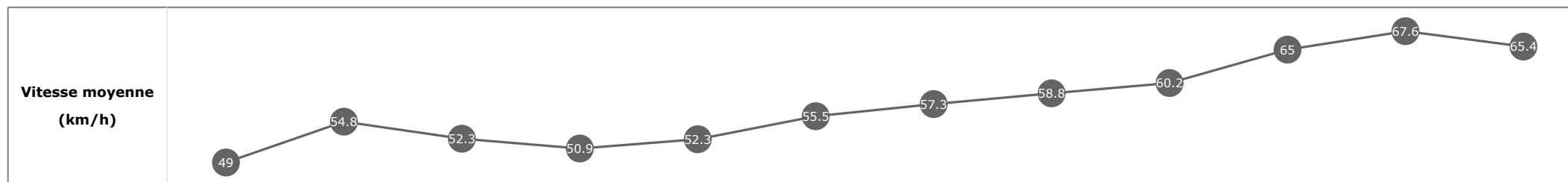


Statistiques Tracking
PARISLONGCHAMP
C7 - QATAR PRIX FOY - 2400m
dimanche 13 septembre 2020 - 17:10

Cheval **STRADIVARIUS**
 Jockey **L. DETTORI**
 Rang d'arrivée **2**
 Temps de parcours **02:33.35**
 Tronçon le plus rapide **00:10.72** (tronçon 400m - 200m)
 Vitesse maximale **68.26** (tronçon 200m - ARR)
 Vitesse moyenne **56.3**

Données de tracking

Tronçons de 200m	DEP 2200m	2200m 2000m	2000m 1800m	1800m 1600m	1600m 1400m	1400m 1200m	1200m 1000m	1000m 800m	800m 600m	600m 400m	400m 200m	200m ARR
Temps de parcours	00:15.85	00:28.98	00:42.76	00:56.88	01:10.72	01:23.72	01:36.28	01:48.58	02:00.56	02:11.67	02:22.40	02:33.35
Temps du tronçon	00:14.45	00:13.12	00:13.77	00:14.12	00:13.84	00:13.00	00:12.55	00:12.29	00:11.98	00:11.11	00:10.72	00:10.95
Vitesse moyenne	49	54.8	52.3	50.9	52.3	55.5	57.3	58.8	60.2	65	67.6	65.4


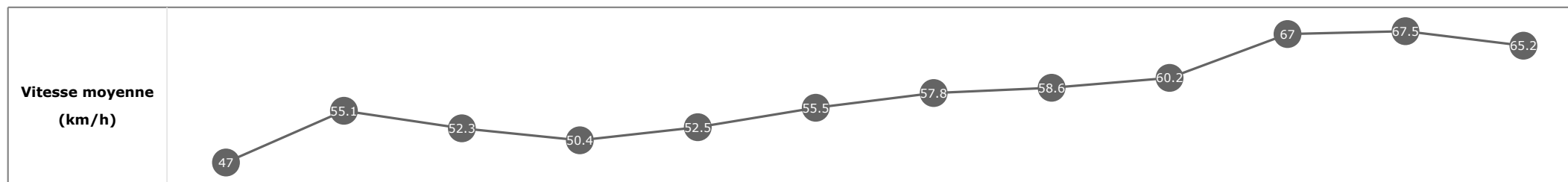


Statistiques Tracking
PARISLONGCHAMP
C7 - QATAR PRIX FOY - 2400m
dimanche 13 septembre 2020 - 17:10

Cheval **NAGANO GOLD**
 Jockey **C. SOUMILLON**
 Rang d'arrivée **3**
 Temps de parcours **02:33.56**
 Tronçon le plus rapide **00:10.68** (tronçon 400m - 200m)
 Vitesse maximale **69.91** (tronçon 600m - 400m)
 Vitesse moyenne **56.2**

Données de tracking

Tronçons de 200m	DEP 2200m	2200m 2000m	2000m 1800m	1800m 1600m	1600m 1400m	1400m 1200m	1200m 1000m	1000m 800m	800m 600m	600m 400m	400m 200m	200m ARR
Temps de parcours	00:16.47	00:29.61	00:43.40	00:57.59	01:11.36	01:24.34	01:36.81	01:49.11	02:01.05	02:11.85	02:22.54	02:33.56
Temps du tronçon	00:15.07	00:13.13	00:13.78	00:14.19	00:13.76	00:12.98	00:12.47	00:12.29	00:11.94	00:10.80	00:10.68	00:11.02
Vitesse moyenne	47	55.1	52.3	50.4	52.5	55.5	57.8	58.6	60.2	67	67.5	65.2

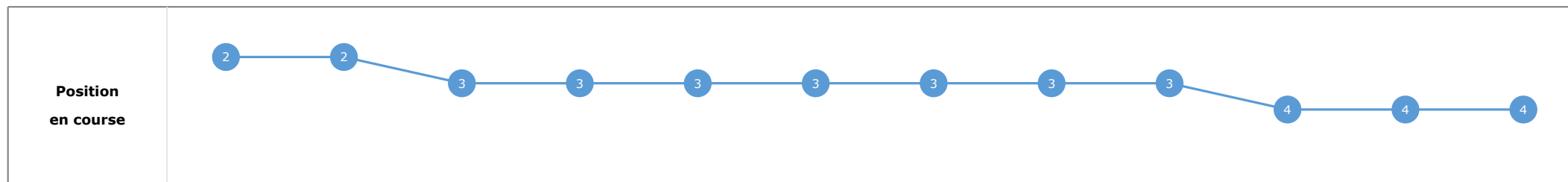
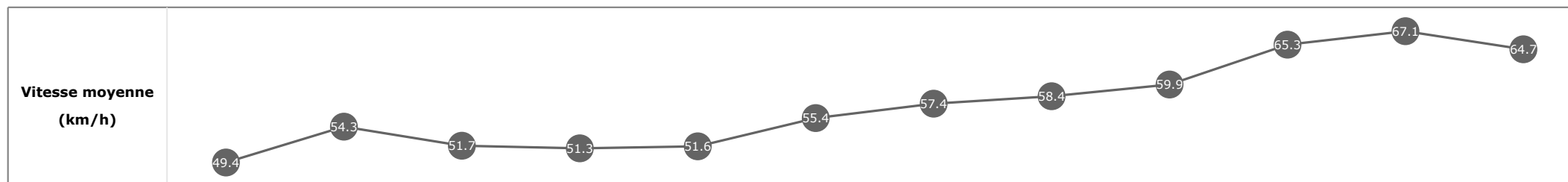


Statistiques Tracking
PARISLONGCHAMP
C7 - QATAR PRIX FOY - 2400m
dimanche 13 septembre 2020 - 17:10

Cheval **SKYWARD**
 Jockey **S. PASQUIER**
 Rang d'arrivée **4**
 Temps de parcours **02:33.71**
 Tronçon le plus rapide **00:10.71** (tronçon 400m - 200m)
 Vitesse maximale **69.30** (tronçon 400m - 200m)
 Vitesse moyenne **56.1**

Données de tracking

Tronçons de 200m	DEP 2200m	2200m 2000m	2000m 1800m	1800m 1600m	1600m 1400m	1400m 1200m	1200m 1000m	1000m 800m	800m 600m	600m 400m	400m 200m	200m ARR
Temps de parcours	00:15.68	00:28.97	00:42.89	00:57.00	01:10.88	01:23.87	01:36.44	01:48.75	02:00.76	02:11.84	02:22.55	02:33.71
Temps du tronçon	00:14.28	00:13.29	00:13.91	00:14.11	00:13.88	00:12.98	00:12.57	00:12.30	00:12.01	00:11.07	00:10.71	00:11.16
Vitesse moyenne	49.4	54.3	51.7	51.3	51.6	55.4	57.4	58.4	59.9	65.3	67.1	64.7

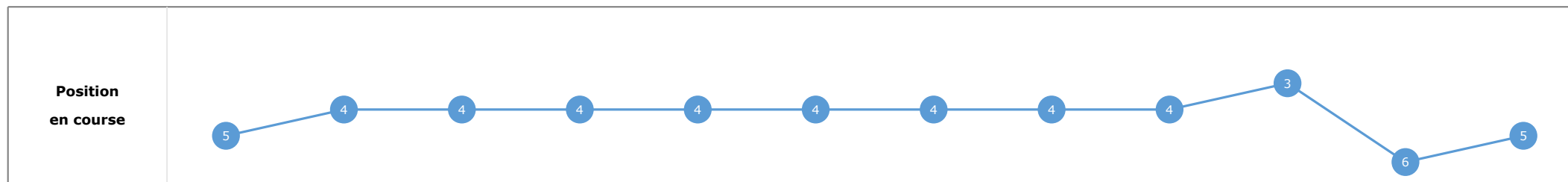
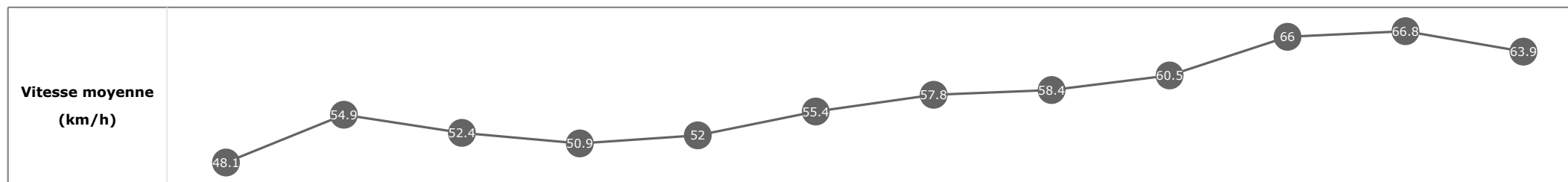


Statistiques Tracking
PARISLONGCHAMP
C7 - QATAR PRIX FOY - 2400m
dimanche 13 septembre 2020 - 17:10

Cheval **WAY TO PARIS**
 Jockey **PC. BOUDOT**
 Rang d'arrivée **5**
 Temps de parcours **02:33.84**
 Tronçon le plus rapide **00:10.79** (tronçon 400m - 200m)
 Vitesse maximale **68.54** (tronçon 400m - 200m)
 Vitesse moyenne **56.2**

Données de tracking

Tronçons de 200m	DEP 2200m	2200m 2000m	2000m 1800m	1800m 1600m	1600m 1400m	1400m 1200m	1200m 1000m	1000m 800m	800m 600m	600m 400m	400m 200m	200m ARR
Temps de parcours	00:16.13	00:29.24	00:43.01	00:57.15	01:11.03	01:24.04	01:36.53	01:48.87	02:00.83	02:11.76	02:22.55	02:33.84
Temps du tronçon	00:14.73	00:13.10	00:13.77	00:14.13	00:13.88	00:13.00	00:12.49	00:12.33	00:11.95	00:10.93	00:10.79	00:11.28
Vitesse moyenne	48.1	54.9	52.4	50.9	52	55.4	57.8	58.4	60.5	66	66.8	63.9



Statistiques Tracking
PARISLONGCHAMP
C7 - QATAR PRIX FOY - 2400m
dimanche 13 septembre 2020 - 17:10

Cheval **ZIYAD**
 Jockey **M. GUYON**
 Rang d'arrivée **6**
 Temps de parcours **02:33.86**
 Tronçon le plus rapide **00:10.58** (tronçon 400m - 200m)
 Vitesse maximale **71.24** (tronçon 400m - 200m)
 Vitesse moyenne **56.1**

Données de tracking

Tronçons de 200m	DEP 2200m	2200m 2000m	2000m 1800m	1800m 1600m	1600m 1400m	1400m 1200m	1200m 1000m	1000m 800m	800m 600m	600m 400m	400m 200m	200m ARR
Temps de parcours	00:15.92	00:29.26	00:43.17	00:57.30	01:11.14	01:24.19	01:36.68	01:48.98	02:00.98	02:11.97	02:22.55	02:33.86
Temps du tronçon	00:14.52	00:13.33	00:13.91	00:14.12	00:13.84	00:13.04	00:12.49	00:12.30	00:12.00	00:10.98	00:10.58	00:11.30
Vitesse moyenne	48.8	53.9	51.7	51.3	51.9	54.9	57.7	58.5	60	65.9	68.1	63.6

