

**Statistiques Tracking
SAINT-CLOUD
C5 - PRIX MONADE - 2000m
jeudi 23 mars 2023 - 00:00
Redk du 1er: 1'09"41**


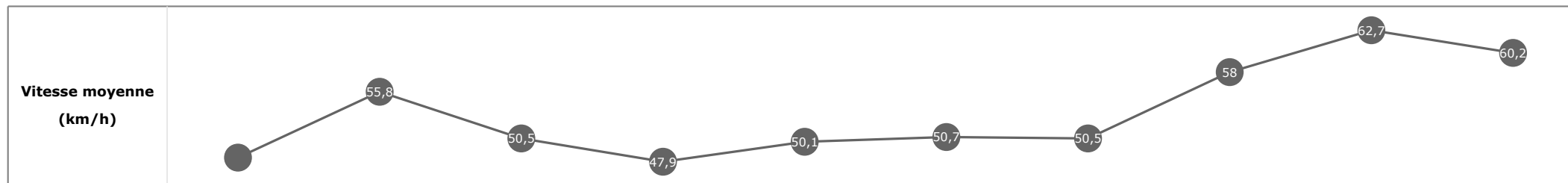
| Partant (corde) | Cheval | Arrivée officielle | Tronçons de 200m Temps passage en tête Durée du tronçon | | DEP - 1000m | 1000m - 800m | 800m - 600m | 600m - 400m | 400m - 200m | 200m - ARR | Temps officiel | Derniers 600m | Parcours vs. 1er |
|--------------------|---------------------------------------|-----------------------|---|--------------------------|--------------------------------|--------------------------------|--------------------------------|--------------------------------|--------------------------------|-----------------------------|-------------------|------------------|---------------------|
| | | | Vitesse Max | 200m les plus rapides | 01:12.53 01:12.53 | 01:27.20 00:14.66 | 01:42.10 00:14.89 | 01:54.83 00:12.73 | 02:06.84 00:12.00 | 02:18.83 00:11.98 | | | |
| 4 (3) | KHARANOVKA C. SOUMILLON | 1 | 64,12 T5 | 00:11.54 T5 | 01:13.11 7 01:13.11 | 01:27.72 8 00:14.60 | 01:42.71 8 00:14.99 | 01:55.29 7 00:12.58 | 02:06.84 1 00:11.54 | 02:18.83 00:11.98 | 2'18"83 | 00:36.11 | |
| 11 (8) | RONEA M. GUYON | 2 | 61,92 T6 | 00:12.06 T5 | 01:12.53 1 01:12.53 | 01:27.20 1 00:14.66 | 01:42.10 1 00:14.89 | 01:54.83 1 00:12.73 | 02:06.89 2 00:12.06 | 02:19.08 00:12.19 | 2'19"09 | 00:36.98 | 1,73 |
| 3 (6) | SEA BREAKER M. BARZALONA | 3 | 65,05 T5 | 00:11.46 T5 | 01:13.48 9 01:13.48 | 01:28.02 10 00:14.54 | 01:43.03 10 00:15.00 | 01:55.64 10 00:12.61 | 02:07.10 6 00:11.46 | 02:19.11 00:12.01 | 2'19"12 | 00:36.08 | -3,79 |
| 5 (9) | TIMETOSHINE I. MENDIZABAL | 4 | 63,61 T1 | 00:11.93 T5 | 01:12.99 5 01:12.99 | 01:27.43 4 00:14.43 | 01:42.26 3 00:14.83 | 01:54.99 2 00:12.73 | 02:06.92 3 00:11.93 | 02:19.23 00:12.31 | 2'19"24 | 00:36.97 | 4,66 |
| 6 (5) | SIREN G. TROLLEY DE PREVAUX | 5 | 64,91 T5 | 00:11.86 T5 | 01:12.79 4 01:12.79 | 01:27.38 3 00:14.59 | 01:42.38 4 00:15.00 | 01:55.15 3 00:12.77 | 02:07.02 4 00:11.86 | 02:19.24 00:12.22 | 2'19"25 | 00:36.85 | -5,62 |
| 2 (4) | EXUMA C. DEMURO | 6 | 62,53 T5 | 00:11.79 T5 | 01:13.28 8 01:13.28 | 01:27.68 6 00:14.39 | 01:42.51 6 00:14.83 | 01:55.28 6 00:12.76 | 02:07.07 5 00:11.79 | 02:19.25 00:12.18 | 2'19"26 | 00:36.74 | 1,64 |
| 10 (10) | ESPERANCE D. PROVOST | 7 | 62,32 T5 | 00:12.08 T5 | 01:12.77 3 01:12.77 | 01:27.49 5 00:14.71 | 01:42.42 5 00:14.93 | 01:55.27 5 00:12.84 | 02:07.35 8 00:12.08 | 02:19.66 00:12.31 | 2'19"67 | 00:37.24 | -1,55 |
| 1 (7) | LADY GLENHAM S. PLANQUE | 8 | 64,12 T4 | 00:11.70 T5 | 01:13.62 10 01:13.62 | 01:28.00 9 00:14.37 | 01:42.80 9 00:14.80 | 01:55.57 9 00:12.77 | 02:07.28 7 00:11.70 | 02:19.70 00:12.42 | 2'19"71 | 00:36.90 | 3,58 |
| 7 (1) | HAZELLE O. PESLIER | 9 | 64,51 T5 | 00:11.87 T5 | 01:13.07 6 01:13.07 | 01:27.69 7 00:14.62 | 01:42.69 7 00:14.99 | 01:55.48 8 00:12.78 | 02:07.35 9 00:11.87 | 02:19.95 00:12.60 | 2'19"96 | 00:37.26 | -6,96 |
| 9 (2) | COUP GAGNANT E. HARDOUIN | 10 | 60,16 T5 | 00:12.51 T5 | 01:13.75 11 01:13.75 | 01:28.30 11 00:14.54 | 01:43.13 11 00:14.83 | 01:56.06 11 00:12.93 | 02:08.58 11 00:12.51 | 02:21.75 00:13.17 | 2'21"75 | 00:38.61 | -6,32 |
| 8 (11) | KITTY S. PASQUIER | 11 | 64,04 T1 | 00:12.63 T5 | 01:12.63 2 01:12.63 | 01:27.21 2 00:14.58 | 01:42.14 2 00:14.92 | 01:55.21 4 00:13.07 | 02:07.84 10 00:12.63 | 02:21.94 00:14.10 | 2'21"95 | 00:39.80 | 4,28 |

**Statistiques Tracking
SAINT-CLOUD
C5 - PRIX MONADE - 2000m
jeudi 23 mars 2023 - 00:00
Redk du 1er: 1'09"41**

Cheval **KHARANOVKA**
 Jockey **C. SOUMILLON**
 Rang d'arrivée **1**
 Temps de parcours **02:18.83** redk : **1'09"41**
 Tronçon le plus rapide **00:11.54** (tronçon 400m - 200m)
 Vitesse maximale **64,12** (tronçon 400m - 200m)
 Vitesse moyenne **53**

Données de tracking

| Tronçons de 200m | DEP 1800m | 1800m 1600m | 1600m 1400m | 1400m 1200m | 1200m 1000m | 1000m 800m | 800m 600m | 600m 400m | 400m 200m | 200m ARR |
|--------------------------|-----------------|-----------------|-----------------|-----------------|-----------------|-----------------|-----------------|-----------------|-----------------|-----------------|
| Temps de parcours | 00:15.78 | 00:29.11 | 00:43.71 | 00:58.73 | 01:13.11 | 01:27.72 | 01:42.71 | 01:55.29 | 02:06.84 | 02:18.83 |
| Temps du tronçon | 00:15.78 | 00:13.32 | 00:14.60 | 00:15.02 | 00:14.38 | 00:14.60 | 00:14.99 | 00:12.58 | 00:11.54 | 00:11.98 |
| Vitesse moyenne | 48,3 | 55,8 | 50,5 | 47,9 | 50,1 | 50,7 | 50,5 | 58 | 62,7 | 60,2 |

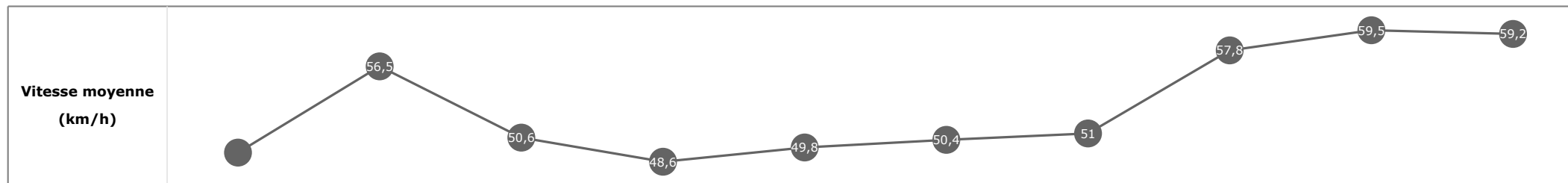


**Statistiques Tracking
SAINT-CLOUD
C5 - PRIX MONADE - 2000m
jeudi 23 mars 2023 - 00:00
Redk du 1er: 1'09"41**

Cheval **RONEA**
 Jockey **M. GUYON**
 Rang d'arrivée **2**
 Temps de parcours **02:19.08** redk : **1'09"54**
 Tronçon le plus rapide **00:12.06** (tronçon 400m - 200m)
 Vitesse maximale **61,92** (tronçon 200m - ARR)
 Vitesse moyenne **52,9**

Données de tracking

| Tronçons de 200m | DEP 1800m | 1800m 1600m | 1600m 1400m | 1400m 1200m | 1200m 1000m | 1000m 800m | 800m 600m | 600m 400m | 400m 200m | 200m ARR |
|--------------------------|-----------------|-----------------|-----------------|-----------------|-----------------|-----------------|-----------------|-----------------|-----------------|-----------------|
| Temps de parcours | 00:15.47 | 00:28.73 | 00:43.20 | 00:58.11 | 01:12.53 | 01:27.20 | 01:42.10 | 01:54.83 | 02:06.89 | 02:19.08 |
| Temps du tronçon | 00:15.47 | 00:13.26 | 00:14.47 | 00:14.90 | 00:14.42 | 00:14.66 | 00:14.89 | 00:12.73 | 00:12.06 | 00:12.19 |
| Vitesse moyenne | 49,4 | 56,5 | 50,6 | 48,6 | 49,8 | 50,4 | 51 | 57,8 | 59,5 | 59,2 |

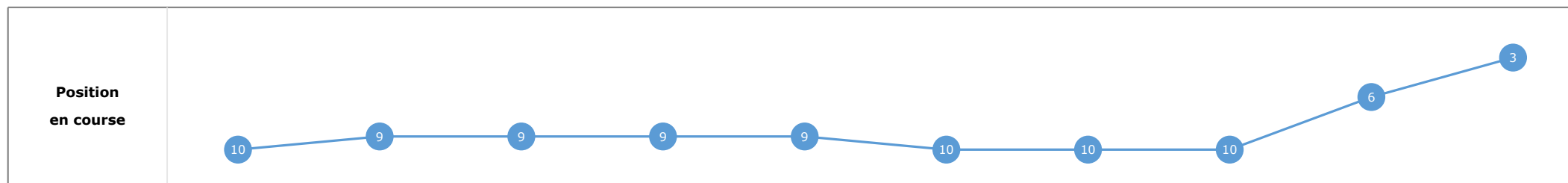
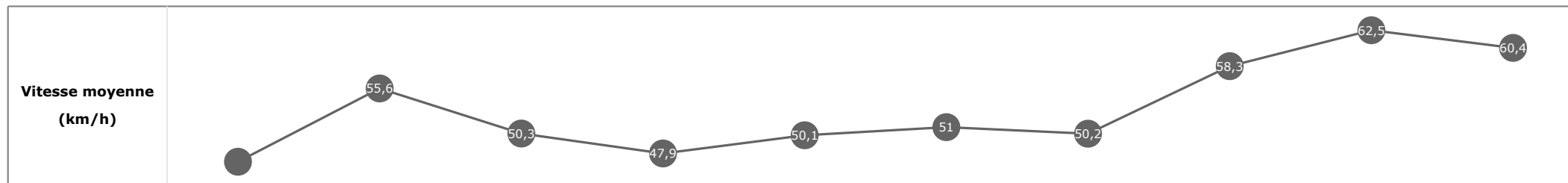


**Statistiques Tracking
SAINT-CLOUD
C5 - PRIX MONADE - 2000m
jeudi 23 mars 2023 - 00:00
Redk du 1er: 1'09"41**

Cheval **SEA BREAKER**
 Jockey **M. BARZALONA**
 Rang d'arrivée **3**
 Temps de parcours **02:19.11** redk : **1'09"56**
 Tronçon le plus rapide **00:11.46** (tronçon 400m - 200m)
 Vitesse maximale **65,05** (tronçon 400m - 200m)
 Vitesse moyenne **52,8**

Données de tracking

| Tronçons de 200m | DEP 1800m | 1800m 1600m | 1600m 1400m | 1400m 1200m | 1200m 1000m | 1000m 800m | 800m 600m | 600m 400m | 400m 200m | 200m ARR |
|--------------------------|-----------------|-----------------|-----------------|-----------------|-----------------|-----------------|-----------------|-----------------|-----------------|-----------------|
| Temps de parcours | 00:16.28 | 00:29.49 | 00:44.12 | 00:59.14 | 01:13.48 | 01:28.02 | 01:43.03 | 01:55.64 | 02:07.10 | 02:19.11 |
| Temps du tronçon | 00:16.28 | 00:13.21 | 00:14.62 | 00:15.02 | 00:14.34 | 00:14.54 | 00:15.00 | 00:12.61 | 00:11.46 | 00:12.01 |
| Vitesse moyenne | 46,9 | 55,6 | 50,3 | 47,9 | 50,1 | 51 | 50,2 | 58,3 | 62,5 | 60,4 |

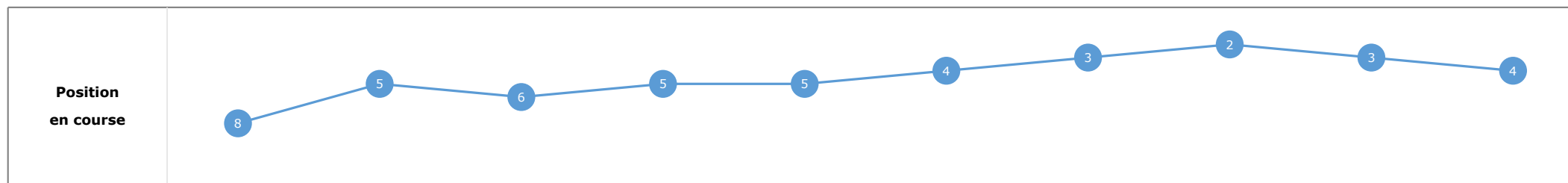
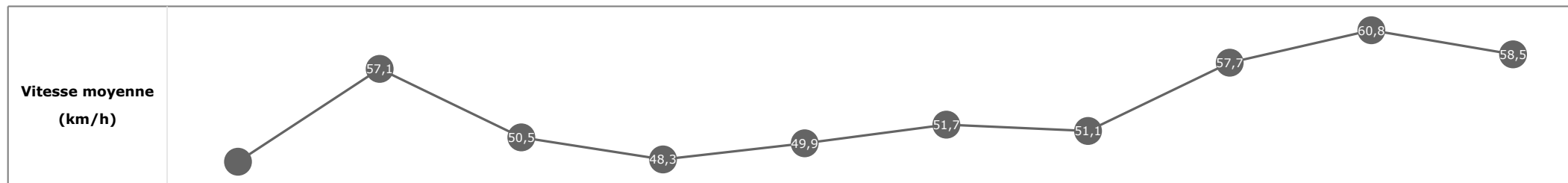


**Statistiques Tracking
SAINT-CLOUD
C5 - PRIX MONADE - 2000m
jeudi 23 mars 2023 - 00:00
Redk du 1er: 1'09"41**

Cheval **TIMETOSHINE**
 Jockey **I. MENDIZABAL**
 Rang d'arrivée **4**
 Temps de parcours **02:19.23** redk : **1'09"62**
 Tronçon le plus rapide **00:11.93** (tronçon 400m - 200m)
 Vitesse maximale **63,61** (tronçon 1800m - 1600m)
 Vitesse moyenne **53**

Données de tracking

| Tronçons de 200m | DEP 1800m | 1800m 1600m | 1600m 1400m | 1400m 1200m | 1200m 1000m | 1000m 800m | 800m 600m | 600m 400m | 400m 200m | 200m ARR |
|--------------------------|-----------------|-----------------|-----------------|-----------------|-----------------|-----------------|-----------------|-----------------|-----------------|-----------------|
| Temps de parcours | 00:15.87 | 00:29.01 | 00:43.72 | 00:58.57 | 01:12.99 | 01:27.43 | 01:42.26 | 01:54.99 | 02:06.92 | 02:19.23 |
| Temps du tronçon | 00:15.87 | 00:13.14 | 00:14.70 | 00:14.85 | 00:14.41 | 00:14.43 | 00:14.83 | 00:12.73 | 00:11.93 | 00:12.31 |
| Vitesse moyenne | 48,1 | 57,1 | 50,5 | 48,3 | 49,9 | 51,7 | 51,1 | 57,7 | 60,8 | 58,5 |

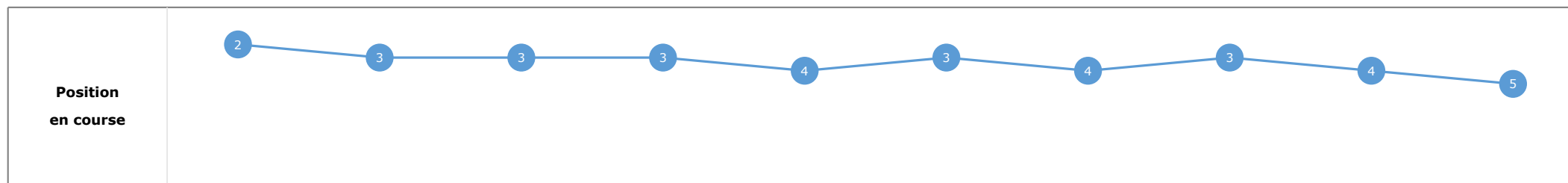
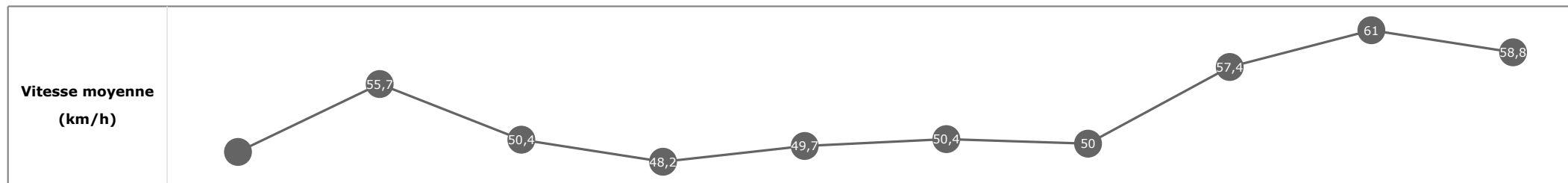


**Statistiques Tracking
SAINT-CLOUD
C5 - PRIX MONADE - 2000m
jeudi 23 mars 2023 - 00:00
Redk du 1er: 1'09"41**

Cheval **SIREN**
 Jockey G. TROLLEY DE PREVAUX
 Rang d'arrivée **5**
 Temps de parcours **02:19.24** redk : **1'09"62**
 Tronçon le plus rapide **00:11.86** (tronçon 400m - 200m)
 Vitesse maximale **64,91** (tronçon 400m - 200m)
 Vitesse moyenne **52,7**

Données de tracking

| Tronçons de 200m | DEP 1800m | 1800m 1600m | 1600m 1400m | 1400m 1200m | 1200m 1000m | 1000m 800m | 800m 600m | 600m 400m | 400m 200m | 200m ARR |
|--------------------------|-----------------|-----------------|-----------------|-----------------|-----------------|-----------------|-----------------|-----------------|-----------------|-----------------|
| Temps de parcours | 00:15.55 | 00:28.78 | 00:43.42 | 00:58.35 | 01:12.79 | 01:27.38 | 01:42.38 | 01:55.15 | 02:07.02 | 02:19.24 |
| Temps du tronçon | 00:15.55 | 00:13.23 | 00:14.63 | 00:14.92 | 00:14.43 | 00:14.59 | 00:15.00 | 00:12.77 | 00:11.86 | 00:12.22 |
| Vitesse moyenne | 49,2 | 55,7 | 50,4 | 48,2 | 49,7 | 50,4 | 50 | 57,4 | 61 | 58,8 |


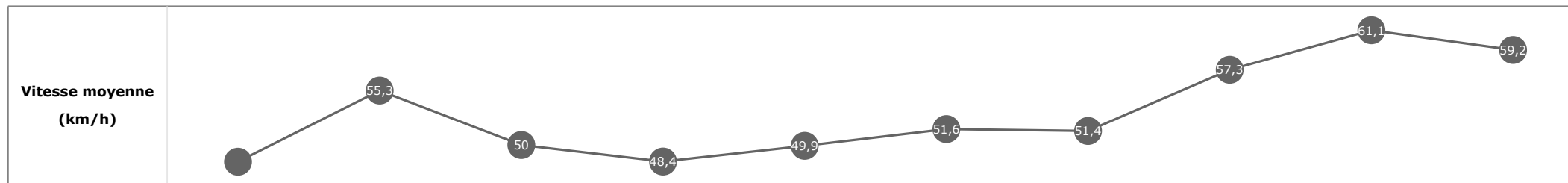


**Statistiques Tracking
SAINT-CLOUD
C5 - PRIX MONADE - 2000m
jeudi 23 mars 2023 - 00:00
Redk du 1er: 1'09"41**

Cheval **EXUMA**
 Jockey **C. DEMURO**
 Rang d'arrivée **6**
 Temps de parcours **02:19.25** redk : **1'09"63**
 Tronçon le plus rapide **00:11.79** (tronçon 400m - 200m)
 Vitesse maximale **62,53** (tronçon 400m - 200m)
 Vitesse moyenne **52,9**

Données de tracking

| Tronçons de 200m | DEP 1800m | 1800m 1600m | 1600m 1400m | 1400m 1200m | 1200m 1000m | 1000m 800m | 800m 600m | 600m 400m | 400m 200m | 200m ARR |
|--------------------------|-----------------|-----------------|-----------------|-----------------|-----------------|-----------------|-----------------|-----------------|-----------------|-----------------|
| Temps de parcours | 00:15.78 | 00:29.24 | 00:44.03 | 00:58.87 | 01:13.28 | 01:27.68 | 01:42.51 | 01:55.28 | 02:07.07 | 02:19.25 |
| Temps du tronçon | 00:15.78 | 00:13.46 | 00:14.79 | 00:14.84 | 00:14.40 | 00:14.39 | 00:14.83 | 00:12.76 | 00:11.79 | 00:12.18 |
| Vitesse moyenne | 48,4 | 55,3 | 50 | 48,4 | 49,9 | 51,6 | 51,4 | 57,3 | 61,1 | 59,2 |

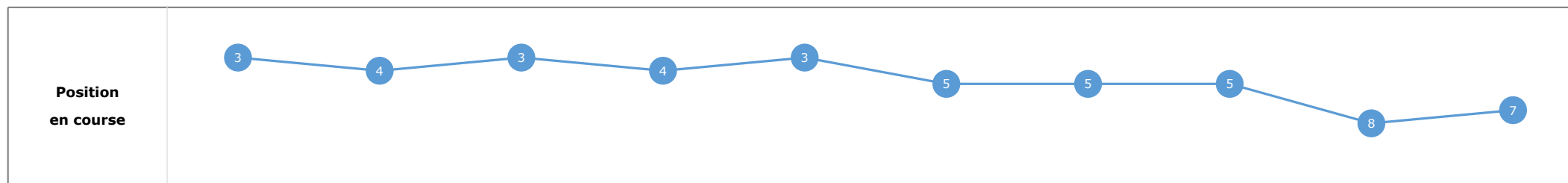
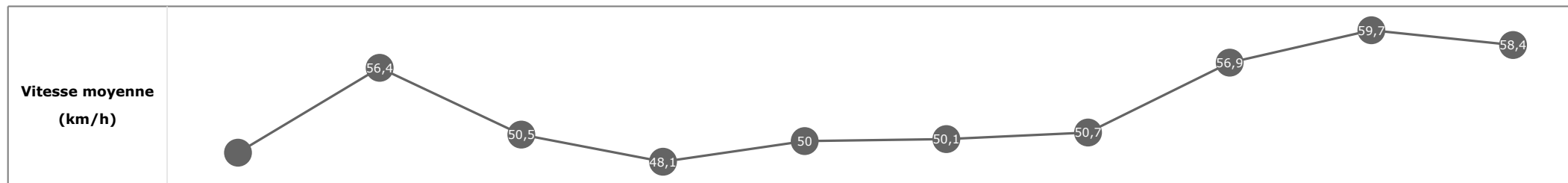


**Statistiques Tracking
SAINT-CLOUD
C5 - PRIX MONADE - 2000m
jeudi 23 mars 2023 - 00:00
Redk du 1er: 1'09"41**

Cheval **ESPERANCE**
 Jockey D. PROVOST
 Rang d'arrivée **7**
 Temps de parcours **02:19.66** redk : **1'09"83**
 Tronçon le plus rapide **00:12.08** (tronçon 400m - 200m)
 Vitesse maximale **62,32** (tronçon 400m - 200m)
 Vitesse moyenne **52,6**

Données de tracking

| Tronçons de 200m | DEP 1800m | 1800m 1600m | 1600m 1400m | 1400m 1200m | 1200m 1000m | 1000m 800m | 800m 600m | 600m 400m | 400m 200m | 200m ARR |
|--------------------------|-----------------|-----------------|-----------------|-----------------|-----------------|-----------------|-----------------|-----------------|-----------------|-----------------|
| Temps de parcours | 00:15.64 | 00:28.82 | 00:43.43 | 00:58.41 | 01:12.77 | 01:27.49 | 01:42.42 | 01:55.27 | 02:07.35 | 02:19.66 |
| Temps du tronçon | 00:15.64 | 00:13.18 | 00:14.60 | 00:14.98 | 00:14.35 | 00:14.71 | 00:14.93 | 00:12.84 | 00:12.08 | 00:12.31 |
| Vitesse moyenne | 48,9 | 56,4 | 50,5 | 48,1 | 50 | 50,1 | 50,7 | 56,9 | 59,7 | 58,4 |

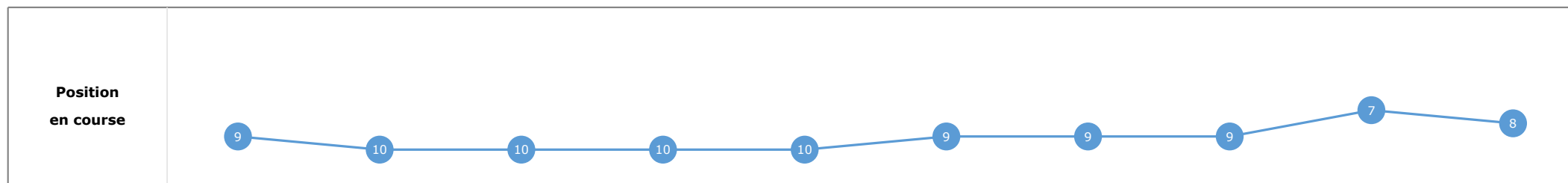
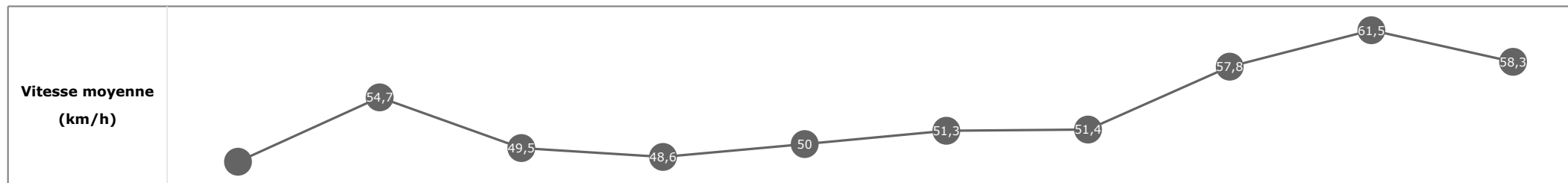


**Statistiques Tracking
SAINT-CLOUD
C5 - PRIX MONADE - 2000m
jeudi 23 mars 2023 - 00:00
Redk du 1er: 1'09"41**

Cheval **LADY GLENHAM**
 Jockey **S. PLANQUE**
 Rang d'arrivée **8**
 Temps de parcours **02:19.70** redk : **1'09"85**
 Tronçon le plus rapide **00:11.70** (tronçon 400m - 200m)
 Vitesse maximale **64,12** (tronçon 600m - 400m)
 Vitesse moyenne **52,8**

Données de tracking

| Tronçons de 200m | DEP 1800m | 1800m 1600m | 1600m 1400m | 1400m 1200m | 1200m 1000m | 1000m 800m | 800m 600m | 600m 400m | 400m 200m | 200m ARR |
|--------------------------|-----------------|-----------------|-----------------|-----------------|-----------------|-----------------|-----------------|-----------------|-----------------|-----------------|
| Temps de parcours | 00:15.92 | 00:29.51 | 00:44.36 | 00:59.22 | 01:13.62 | 01:28.00 | 01:42.80 | 01:55.57 | 02:07.28 | 02:19.70 |
| Temps du tronçon | 00:15.92 | 00:13.58 | 00:14.85 | 00:14.85 | 00:14.40 | 00:14.37 | 00:14.80 | 00:12.77 | 00:11.70 | 00:12.42 |
| Vitesse moyenne | 48,2 | 54,7 | 49,5 | 48,6 | 50 | 51,3 | 51,4 | 57,8 | 61,5 | 58,3 |


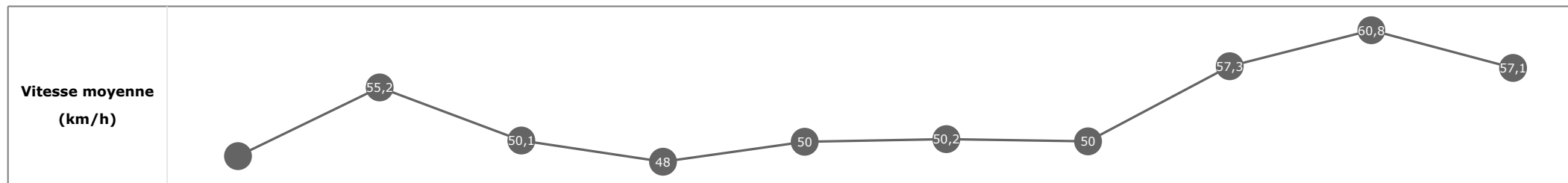


**Statistiques Tracking
SAINT-CLOUD
C5 - PRIX MONADE - 2000m
jeudi 23 mars 2023 - 00:00
Redk du 1er: 1'09"41**

Cheval **HAZELLE**
 Jockey **O. PESLIER**
 Rang d'arrivée **9**
 Temps de parcours **02:19.95** redk : **1'09"98**
 Tronçon le plus rapide **00:11.87** (tronçon 400m - 200m)
 Vitesse maximale **64,51** (tronçon 400m - 200m)
 Vitesse moyenne **52,4**

Données de tracking

| Tronçons de 200m | DEP 1800m | 1800m 1600m | 1600m 1400m | 1400m 1200m | 1200m 1000m | 1000m 800m | 800m 600m | 600m 400m | 400m 200m | 200m ARR |
|--------------------------|-----------------|-----------------|-----------------|-----------------|-----------------|-----------------|-----------------|-----------------|-----------------|-----------------|
| Temps de parcours | 00:15.69 | 00:29.05 | 00:43.72 | 00:58.67 | 01:13.07 | 01:27.69 | 01:42.69 | 01:55.48 | 02:07.35 | 02:19.95 |
| Temps du tronçon | 00:15.69 | 00:13.36 | 00:14.67 | 00:14.94 | 00:14.40 | 00:14.62 | 00:14.99 | 00:12.78 | 00:11.87 | 00:12.60 |
| Vitesse moyenne | 48,6 | 55,2 | 50,1 | 48 | 50 | 50,2 | 50 | 57,3 | 60,8 | 57,1 |




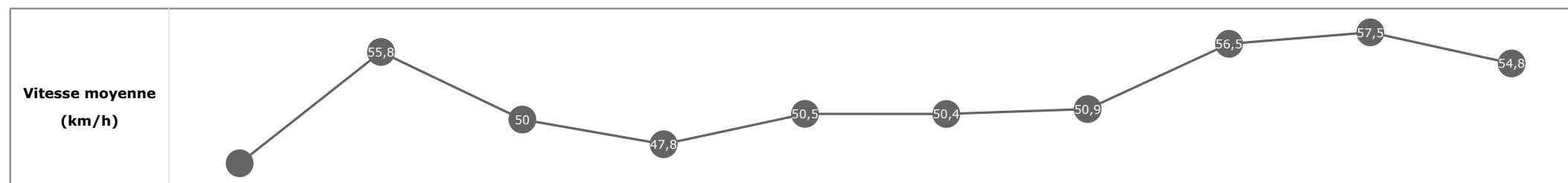
**Statistiques Tracking
SAINT-CLOUD
C5 - PRIX MONADE - 2000m
jeudi 23 mars 2023 - 00:00
Redk du 1er: 1'09"41**

Cheval
Jockey
Rang d'arrivée
Temps de parcours
Tronçon le plus rapide
Vitesse maximale
Vitesse moyenne

COUP GAGNANT
E. HARDOUIN
10
02:21.75 redk : **1'10"87**
00:12.51 (tronçon 400m - 200m)
60,16 (tronçon 400m - 200m)
51,7

Données de tracking

| Tronçons de 200m | DEP | 1800m | 1600m | 1400m | 1200m | 1000m | 800m | 600m | 400m | 200m |
|--------------------------|-----------------|-----------------|-----------------|-----------------|-----------------|-----------------|-----------------|-----------------|-----------------|-----------------|
| | 1800m | 1600m | 1400m | 1200m | 1000m | 800m | 600m | 400m | 200m | ARR |
| Temps de parcours | 00:16.56 | 00:29.81 | 00:44.43 | 00:59.47 | 01:13.75 | 01:28.30 | 01:43.13 | 01:56.06 | 02:08.58 | 02:21.75 |
| Temps du tronçon | 00:16.56 | 00:13.25 | 00:14.62 | 00:15.03 | 00:14.28 | 00:14.54 | 00:14.83 | 00:12.93 | 00:12.51 | 00:13.17 |
| Vitesse moyenne | 46,2 | 55,8 | 50 | 47,8 | 50,5 | 50,4 | 50,9 | 56,5 | 57,5 | 54,8 |



**Statistiques Tracking
SAINT-CLOUD
C5 - PRIX MONADE - 2000m
jeudi 23 mars 2023 - 00:00
Redk du 1er: 1'09"41**

Cheval **KITTY**
 Jockey **S. PASQUIER**
 Rang d'arrivée **11**
 Temps de parcours **02:21.94** redk : **1'10"97**
 Tronçon le plus rapide **00:12.63** (tronçon 400m - 200m)
 Vitesse maximale **64,04** (tronçon 1800m - 1600m)
 Vitesse moyenne **51,9**

Données de tracking

| Tronçons de 200m | DEP 1800m | 1800m 1600m | 1600m 1400m | 1400m 1200m | 1200m 1000m | 1000m 800m | 800m 600m | 600m 400m | 400m 200m | 200m ARR |
|--------------------------|-----------------|-----------------|-----------------|-----------------|-----------------|-----------------|-----------------|-----------------|-----------------|-----------------|
| Temps de parcours | 00:15.64 | 00:28.74 | 00:43.38 | 00:58.24 | 01:12.63 | 01:27.21 | 01:42.14 | 01:55.21 | 02:07.84 | 02:21.94 |
| Temps du tronçon | 00:15.64 | 00:13.09 | 00:14.64 | 00:14.85 | 00:14.39 | 00:14.58 | 00:14.92 | 00:13.07 | 00:12.63 | 00:14.10 |
| Vitesse moyenne | 48,9 | 57,2 | 50,6 | 48,6 | 50 | 50,9 | 50,9 | 56,4 | 56,9 | 51 |

