

**Statistiques Tracking  
PARISLONGCHAMP  
C5 - QATAR PRIX DE L'ARC DE TRIOMPHE - 2400m  
dimanche 6 octobre 2024 - 00:00  
Redk du 1er: 1'03"15**

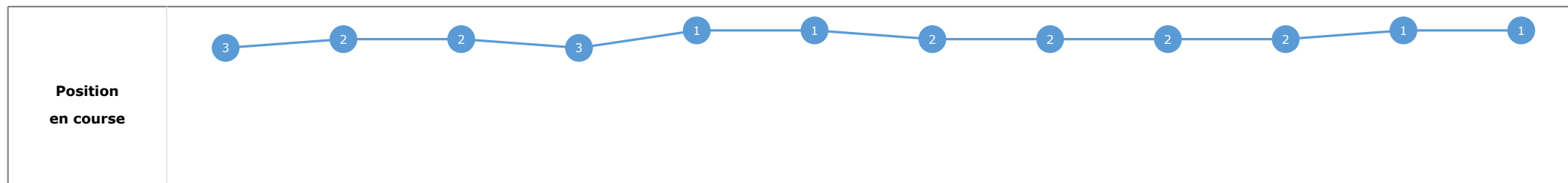
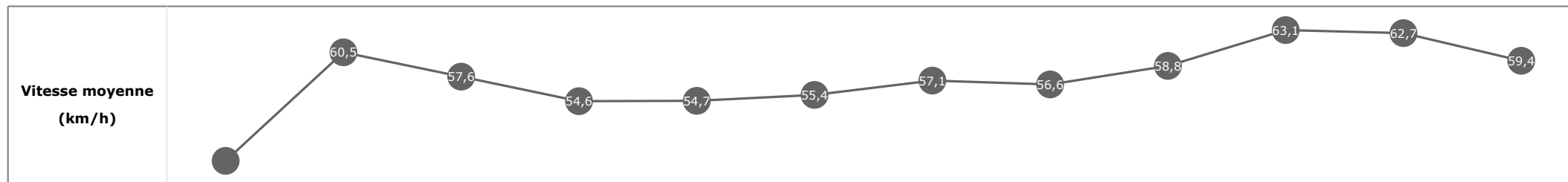
Partant (corde)	Cheval	Arrivée officielle	Tronçons de 200m Temps passage en tête Durée du tronçon		DEP - 1000m	1000m - 800m	800m - 600m	600m - 400m	400m - 200m	200m - ARR	Temps officiel	Derniers 600m	Parcouru vs. 1er
			Vitesse Max	200m les plus rapides	01:31.29 01:31.29	01:44.00 00:12.70	01:56.30 00:12.29	02:07.99 00:11.69	02:19.46 00:11.47	02:31.58 00:12.11			
7 (3)	<b>BLUESTOCKING</b> R. RYAN	1	65,66 T4	00:11.44 T5	<b>01:31.48</b> 2 01:31.48	<b>01:44.23</b> 2 00:12.75	<b>01:56.52</b> 2 00:12.28	<b>02:08.02</b> 2 00:11.50	<b>02:19.46</b> 1 00:11.44	<b>02:31.58</b> 00:12.11	2'31"58	00:35.05	
16 (4)	<b>AVENTURE</b> S. PASQUIER	2	66,74 T5	00:11.35 T5	<b>01:32.06</b> 6 01:32.06	<b>01:44.63</b> 6 00:12.56	<b>01:56.78</b> 6 00:12.15	<b>02:08.35</b> 5 00:11.56	<b>02:19.71</b> 3 00:11.35	<b>02:31.76</b> 00:12.05	2'31"77	00:34.98	0,08
14 (10)	<b>LOS ANGELES</b> RL. MOORE	3	64,87 T4	00:11.69 T4	<b>01:31.29</b> 1 01:31.29	<b>01:44.00</b> 1 00:12.70	<b>01:56.30</b> 1 00:12.29	<b>02:07.99</b> 1 00:11.69	<b>02:19.70</b> 2 00:11.71	<b>02:31.98</b> 00:12.28	2'31"99	00:35.68	-0,52
13 (5)	<b>SOSIE</b> M. GUYON	4	65,95 T4	00:11.58 T5	<b>01:31.88</b> 4 01:31.88	<b>01:44.38</b> 3 00:12.50	<b>01:56.63</b> 3 00:12.24	<b>02:08.25</b> 3 00:11.62	<b>02:19.84</b> 4 00:11.58	<b>02:32.22</b> 00:12.37	2'32"22	00:35.58	5,05
5 (12)	<b>SEVENNA'S KNIGHT</b> M. BARZALONA	5	65,74 T4	00:11.52 T5	<b>01:32.53</b> 13 01:32.53	<b>01:45.13</b> 13 00:12.59	<b>01:57.27</b> 13 00:12.14	<b>02:08.82</b> 11 00:11.54	<b>02:20.35</b> 6 00:11.52	<b>02:32.57</b> 00:12.22	2'32"58	00:35.30	-1,51
1 (1)	<b>ZARAKEM</b> C. DEMURO	6	66,85 T1	00:11.75 T4	<b>01:31.77</b> 3 01:31.77	<b>01:44.49</b> 5 00:12.71	<b>01:56.64</b> 5 00:12.14	<b>02:08.39</b> 6 00:11.75	<b>02:20.25</b> 5 00:11.85	<b>02:32.69</b> 00:12.44		00:36.05	-0,32
15 (6)	<b>SURVIE</b> T. MARQUAND	7	64,55 T4	00:11.68 T5	<b>01:32.29</b> 9 01:32.29	<b>01:45.04</b> 12 00:12.75	<b>01:57.22</b> 12 00:12.18	<b>02:08.94</b> 12 00:11.72	<b>02:20.62</b> 12 00:11.68	<b>02:32.83</b> 00:12.21		00:35.61	-1,77
12 (7)	<b>DELIUS</b> I. MENDIZABAL	8	65,02 T4	00:11.70 T4	<b>01:32.29</b> 10 01:32.29	<b>01:44.89</b> 9 00:12.59	<b>01:57.01</b> 9 00:12.12	<b>02:08.71</b> 9 00:11.70	<b>02:20.47</b> 8 00:11.75	<b>02:32.93</b> 00:12.46		00:35.92	0,33
3 (2)	<b>FANTASTIC MOON</b> R. PIECHULEK	9	64,04 T1	00:11.74 T4	<b>01:32.08</b> 7 01:32.08	<b>01:44.78</b> 8 00:12.70	<b>01:56.92</b> 7 00:12.13	<b>02:08.67</b> 7 00:11.74	<b>02:20.48</b> 9 00:11.80	<b>02:33.07</b> 00:12.59		00:36.15	-3,24
11 (15)	<b>SUNWAY</b> O. MURPHY	10	65,27 T4	00:11.69 T4	<b>01:31.99</b> 5 01:31.99	<b>01:44.48</b> 4 00:12.48	<b>01:56.64</b> 4 00:12.16	<b>02:08.34</b> 4 00:11.69	<b>02:20.46</b> 7 00:12.11	<b>02:33.18</b> 00:12.72		00:36.54	4,68
4 (9)	<b>AL RIFFA</b> Y. TAKE	11	66,56 T1	00:11.61 T4	<b>01:32.50</b> 12 01:32.50	<b>01:45.00</b> 10 00:12.50	<b>01:57.13</b> 10 00:12.13	<b>02:08.74</b> 10 00:11.61	<b>02:20.53</b> 10 00:11.78	<b>02:33.29</b> 00:12.76		00:36.16	9,19
10 (11)	<b>SHIN EMPEROR</b> R. SAKAI	12	64,73 T1	00:11.74 T4	<b>01:32.17</b> 8 01:32.17	<b>01:44.74</b> 7 00:12.57	<b>01:56.93</b> 8 00:12.18	<b>02:08.67</b> 8 00:11.74	<b>02:20.58</b> 11 00:11.90	<b>02:33.48</b> 00:12.90		00:36.55	2,69
9 (8)	<b>LOOK DE VEGA</b> R. THOMAS	13	64,94 T4	00:11.83 T4	<b>01:32.40</b> 11 01:32.40	<b>01:45.00</b> 11 00:12.59	<b>01:57.16</b> 11 00:12.16	<b>02:09.00</b> 13 00:11.83	<b>02:21.12</b> 13 00:12.12	<b>02:34.27</b> 00:13.15		00:37.11	5,26
8 (16)	<b>MQSE DE SEVIGNE</b> A. POUCHIN	14	66,35 T4	00:11.58 T4	<b>01:33.06</b> 15 01:33.06	<b>01:45.49</b> 15 00:12.43	<b>01:57.58</b> 15 00:12.08	<b>02:09.16</b> 14 00:11.58	<b>02:21.17</b> 14 00:12.01	<b>02:34.72</b> 00:13.55		00:37.14	7,05
6 (14)	<b>CONTINUOUS</b> C. SOUMILLON	15	65,38 T4	00:11.76 T4	<b>01:32.88</b> 14 01:32.88	<b>01:45.22</b> 14 00:12.33	<b>01:57.42</b> 14 00:12.20	<b>02:09.19</b> 15 00:11.76	<b>02:21.18</b> 15 00:11.99	<b>02:34.75</b> 00:13.57		00:37.32	6,95
2 (13)	<b>HAYA ZARK</b> W. BUICK												

**Statistiques Tracking  
PARISLONGCHAMP  
C5 - QATAR PRIX DE L'ARC DE TRIOMPHE - 2400m  
dimanche 6 octobre 2024 - 00:00  
Redk du 1er: 1'03"15**

Cheval **BLUESTOCKING**  
 Jockey **R. RYAN**  
 Rang d'arrivée **1**  
 Temps de parcours **02:31.58** redk : **1'03"15**  
 Tronçon le plus rapide **00:11.44** (tronçon 400m - 200m)  
 Vitesse maximale **65,66** (tronçon 600m - 400m)  
 Vitesse moyenne **57**

**Données de tracking**

Tronçons de 200m	DEP 2200m	2200m 2000m	2000m 1800m	1800m 1600m	1600m 1400m	1400m 1200m	1200m 1000m	1000m 800m	800m 600m	600m 400m	400m 200m	200m ARR
<b>Temps de parcours</b>	<b>00:15.04</b>	<b>00:26.99</b>	<b>00:39.50</b>	<b>00:52.65</b>	<b>01:05.90</b>	<b>01:18.91</b>	<b>01:31.48</b>	<b>01:44.23</b>	<b>01:56.52</b>	<b>02:08.02</b>	<b>02:19.46</b>	<b>02:31.58</b>
Temps du tronçon	00:15.04	00:11.95	00:12.50	00:13.15	00:13.25	00:13.01	00:12.56	00:12.75	00:12.28	00:11.50	00:11.44	00:12.11
<b>Vitesse moyenne</b>	47,5	60,5	57,6	54,6	54,7	55,4	57,1	56,6	58,8	63,1	62,7	59,4


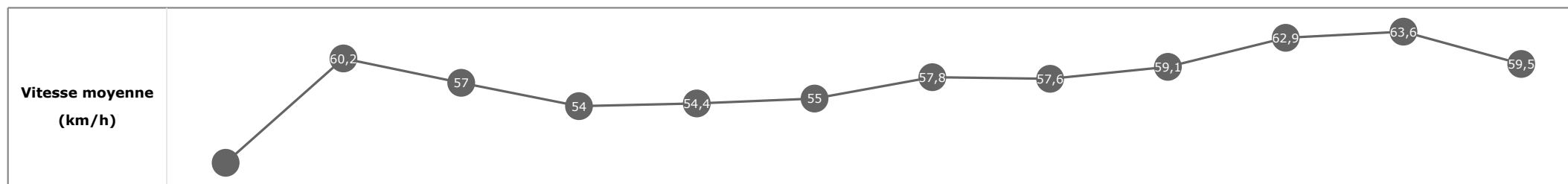


**Statistiques Tracking  
PARISLONGCHAMP  
C5 - QATAR PRIX DE L'ARC DE TRIOMPHE - 2400m  
dimanche 6 octobre 2024 - 00:00  
Redk du 1er: 1'03"15**

Cheval **AVENTURE**  
 Jockey **S. PASQUIER**  
 Rang d'arrivée **2**  
 Temps de parcours **02:31.76** redk : **1'03"23**  
 Tronçon le plus rapide **00:11.35** (tronçon 400m - 200m)  
 Vitesse maximale **66,74** (tronçon 400m - 200m)  
 Vitesse moyenne **57**

**Données de tracking**

Tronçons de 200m	DEP 2200m	2200m 2000m	2000m 1800m	1800m 1600m	1600m 1400m	1400m 1200m	1200m 1000m	1000m 800m	800m 600m	600m 400m	400m 200m	200m ARR
<b>Temps de parcours</b>	<b>00:15.31</b>	<b>00:27.25</b>	<b>00:39.86</b>	<b>00:53.24</b>	<b>01:06.52</b>	<b>01:19.57</b>	<b>01:32.06</b>	<b>01:44.63</b>	<b>01:56.78</b>	<b>02:08.35</b>	<b>02:19.71</b>	<b>02:31.76</b>
Temps du tronçon	00:15.31	00:11.93	00:12.61	00:13.37	00:13.28	00:13.05	00:12.48	00:12.56	00:12.15	00:11.56	00:11.35	00:12.05
<b>Vitesse moyenne</b>	46,7	60,2	57	54	54,4	55	57,8	57,6	59,1	62,9	63,6	59,5

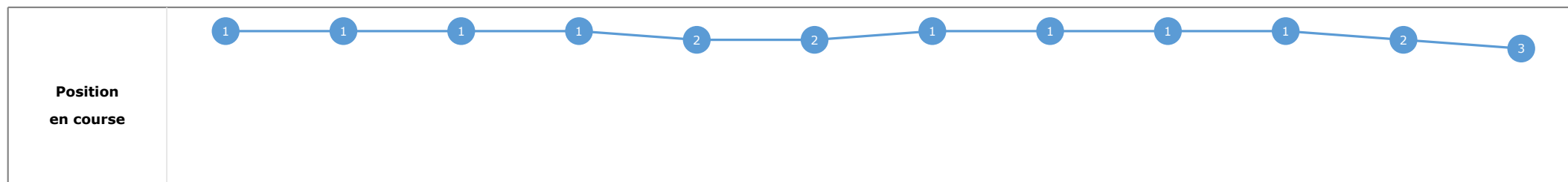
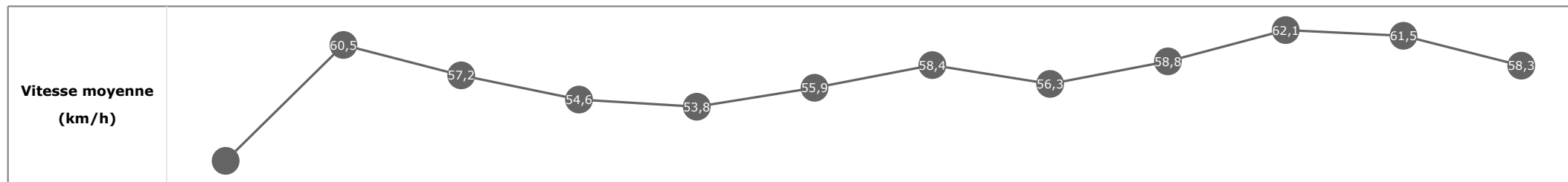


**Statistiques Tracking  
PARISLONGCHAMP  
C5 - QATAR PRIX DE L'ARC DE TRIOMPHE - 2400m  
dimanche 6 octobre 2024 - 00:00  
Redk du 1er: 1'03"15**

Cheval **LOS ANGELES**  
 Jockey **RL. MOORE**  
 Rang d'arrivée **3**  
 Temps de parcours **02:31.98** redk : **1'03"32**  
 Tronçon le plus rapide **00:11.69** (tronçon 600m - 400m)  
 Vitesse maximale **64,87** (tronçon 600m - 400m)  
 Vitesse moyenne **56,9**

**Données de tracking**

Tronçons de 200m	DEP 2200m	2200m 2000m	2000m 1800m	1800m 1600m	1600m 1400m	1400m 1200m	1200m 1000m	1000m 800m	800m 600m	600m 400m	400m 200m	200m ARR
<b>Temps de parcours</b>	<b>00:14.91</b>	<b>00:26.81</b>	<b>00:39.35</b>	<b>00:52.61</b>	<b>01:05.97</b>	<b>01:19.01</b>	<b>01:31.29</b>	<b>01:44.00</b>	<b>01:56.30</b>	<b>02:07.99</b>	<b>02:19.70</b>	<b>02:31.98</b>
Temps du tronçon	00:14.91	00:11.90	00:12.54	00:13.25	00:13.36	00:13.03	00:12.28	00:12.70	00:12.29	00:11.69	00:11.71	00:12.28
<b>Vitesse moyenne</b>	48	60,5	57,2	54,6	53,8	55,9	58,4	56,3	58,8	62,1	61,5	58,3

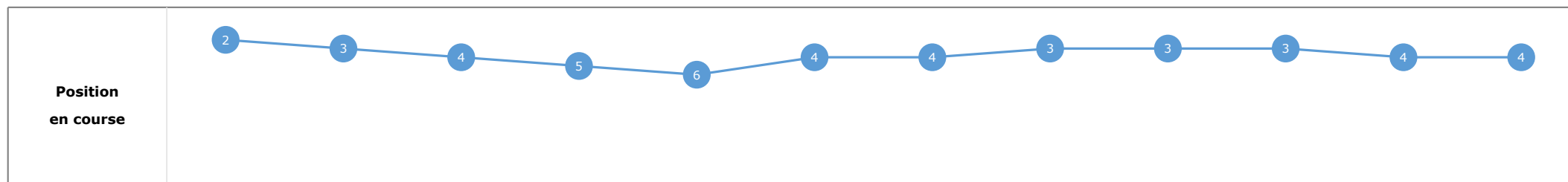
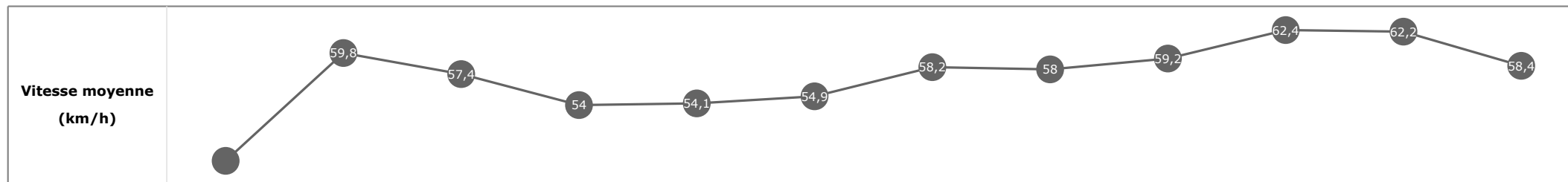


**Statistiques Tracking  
PARISLONGCHAMP  
C5 - QATAR PRIX DE L'ARC DE TRIOMPHE - 2400m  
dimanche 6 octobre 2024 - 00:00  
Redk du 1er: 1'03"15**

Cheval **SOSIE**  
 Jockey **M. GUYON**  
 Rang d'arrivée **4**  
 Temps de parcours **02:32.22** redk : **1'03"42**  
 Tronçon le plus rapide **00:11.58** (tronçon 400m - 200m)  
 Vitesse maximale **65,95** (tronçon 600m - 400m)  
 Vitesse moyenne **56,9**

**Données de tracking**

Tronçons de 200m	DEP 2200m	2200m 2000m	2000m 1800m	1800m 1600m	1600m 1400m	1400m 1200m	1200m 1000m	1000m 800m	800m 600m	600m 400m	400m 200m	200m ARR
<b>Temps de parcours</b>	<b>00:15.01</b>	<b>00:27.03</b>	<b>00:39.60</b>	<b>00:52.94</b>	<b>01:06.25</b>	<b>01:19.38</b>	<b>01:31.88</b>	<b>01:44.38</b>	<b>01:56.63</b>	<b>02:08.25</b>	<b>02:19.84</b>	<b>02:32.22</b>
Temps du tronçon	00:15.01	00:12.02	00:12.56	00:13.33	00:13.31	00:13.13	00:12.50	00:12.50	00:12.24	00:11.62	00:11.58	00:12.37
<b>Vitesse moyenne</b>	47,7	59,8	57,4	54	54,1	54,9	58,2	58	59,2	62,4	62,2	58,4


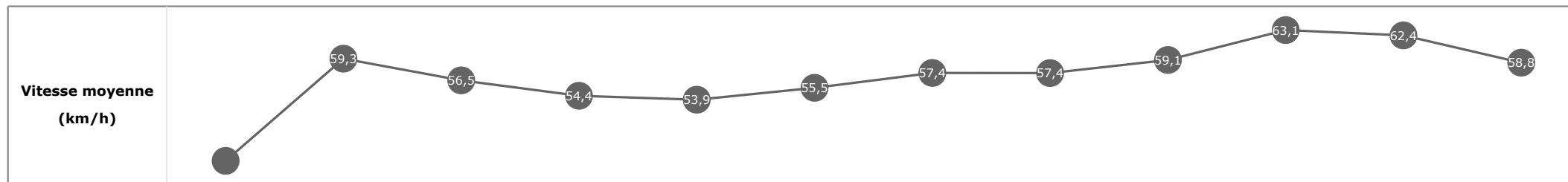


**Statistiques Tracking  
PARISLONGCHAMP  
C5 - QATAR PRIX DE L'ARC DE TRIOMPHE - 2400m  
dimanche 6 octobre 2024 - 00:00  
Redk du 1er: 1'03"15**

Cheval **SEVENNA'S KNIGHT**  
 Jockey **M. BARZALONA**  
 Rang d'arrivée **5**  
 Temps de parcours **02:32.57** redk : **1'03"57**  
 Tronçon le plus rapide **00:11.52** (tronçon 400m - 200m)  
 Vitesse maximale **65,74** (tronçon 600m - 400m)  
 Vitesse moyenne **56,6**

**Données de tracking**

Tronçons de 200m	DEP 2200m	2200m 2000m	2000m 1800m	1800m 1600m	1600m 1400m	1400m 1200m	1200m 1000m	1000m 800m	800m 600m	600m 400m	400m 200m	200m ARR
<b>Temps de parcours</b>	<b>00:15.55</b>	<b>00:27.67</b>	<b>00:40.45</b>	<b>00:53.68</b>	<b>01:07.06</b>	<b>01:20.03</b>	<b>01:32.53</b>	<b>01:45.13</b>	<b>01:57.27</b>	<b>02:08.82</b>	<b>02:20.35</b>	<b>02:32.57</b>
Temps du tronçon	00:15.55	00:12.12	00:12.78	00:13.22	00:13.38	00:12.97	00:12.50	00:12.59	00:12.14	00:11.54	00:11.52	00:12.22
<b>Vitesse moyenne</b>	45,9	59,3	56,5	54,4	53,9	55,5	57,4	57,4	59,1	63,1	62,4	58,8


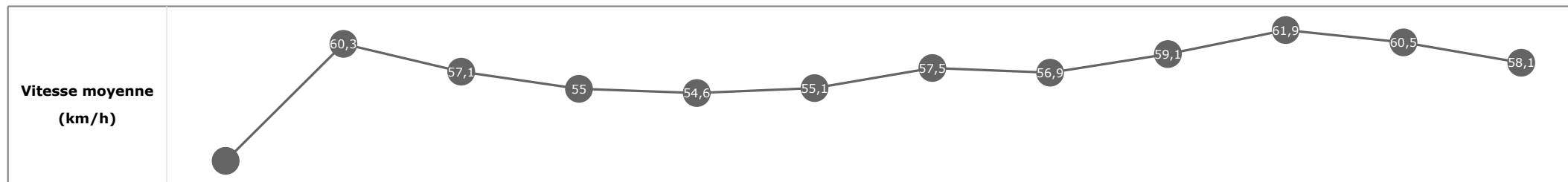


**Statistiques Tracking  
PARISLONGCHAMP  
C5 - QATAR PRIX DE L'ARC DE TRIOMPHE - 2400m  
dimanche 6 octobre 2024 - 00:00  
Redk du 1er: 1'03"15**

Cheval **ZARAKEM**  
 Jockey **C. DEMURO**  
 Rang d'arrivée **6**  
 Temps de parcours **02:32.69**  
 Tronçon le plus rapide **00:11.75** (tronçon 600m - 400m)  
 Vitesse maximale **66,85** (tronçon 2200m - 2000m)  
 Vitesse moyenne **56,6**

**Données de tracking**

Tronçons de 200m	DEP 2200m	2200m 2000m	2000m 1800m	1800m 1600m	1600m 1400m	1400m 1200m	1200m 1000m	1000m 800m	800m 600m	600m 400m	400m 200m	200m ARR
<b>Temps de parcours</b>	<b>00:15.39</b>	<b>00:27.31</b>	<b>00:39.87</b>	<b>00:52.97</b>	<b>01:06.18</b>	<b>01:19.25</b>	<b>01:31.77</b>	<b>01:44.49</b>	<b>01:56.64</b>	<b>02:08.39</b>	<b>02:20.25</b>	<b>02:32.69</b>
Temps du tronçon	00:15.39	00:11.91	00:12.56	00:13.09	00:13.20	00:13.07	00:12.52	00:12.71	00:12.14	00:11.75	00:11.85	00:12.44
<b>Vitesse moyenne</b>	46,6	60,3	57,1	55	54,6	55,1	57,5	56,9	59,1	61,9	60,5	58,1

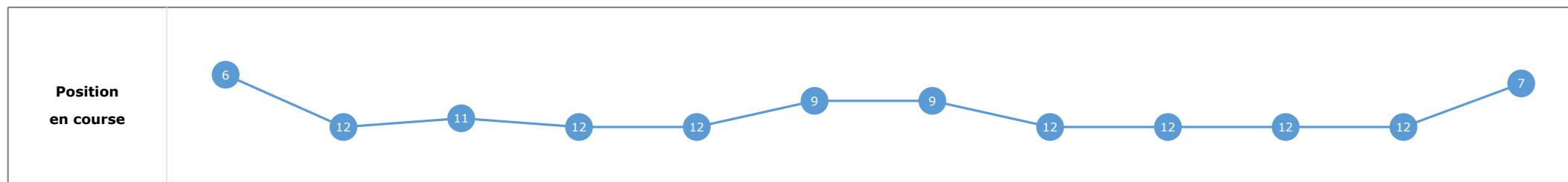
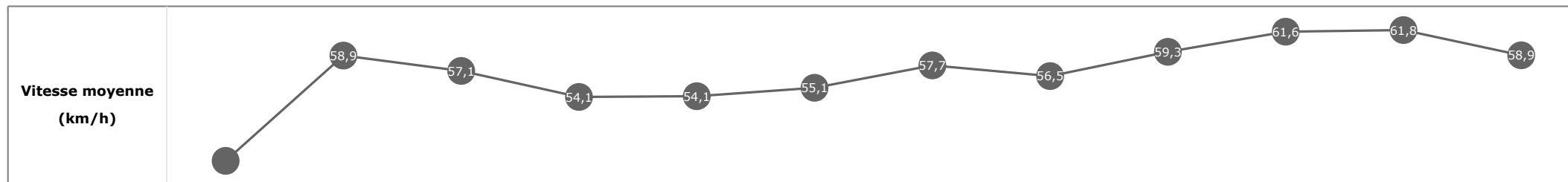


**Statistiques Tracking  
PARISLONGCHAMP  
C5 - QATAR PRIX DE L'ARC DE TRIOMPHE - 2400m  
dimanche 6 octobre 2024 - 00:00  
Redk du 1er: 1'03"15**

Cheval **SURVIE**  
 Jockey **T. MARQUAND**  
 Rang d'arrivée **7**  
 Temps de parcours **02:32.83**  
 Tronçon le plus rapide **00:11.68** (tronçon 400m - 200m)  
 Vitesse maximale **64,55** (tronçon 600m - 400m)  
 Vitesse moyenne **56,5**

**Données de tracking**

Tronçons de 200m	DEP 2200m	2200m 2000m	2000m 1800m	1800m 1600m	1600m 1400m	1400m 1200m	1200m 1000m	1000m 800m	800m 600m	600m 400m	400m 200m	200m ARR
<b>Temps de parcours</b>	<b>00:15.27</b>	<b>00:27.49</b>	<b>00:40.15</b>	<b>00:53.47</b>	<b>01:06.82</b>	<b>01:19.78</b>	<b>01:32.29</b>	<b>01:45.04</b>	<b>01:57.22</b>	<b>02:08.94</b>	<b>02:20.62</b>	<b>02:32.83</b>
Temps du tronçon	00:15.27	00:12.22	00:12.66	00:13.32	00:13.35	00:12.95	00:12.50	00:12.75	00:12.18	00:11.72	00:11.68	00:12.21
<b>Vitesse moyenne</b>	46,6	58,9	57,1	54,1	54,1	55,1	57,7	56,5	59,3	61,6	61,8	58,9



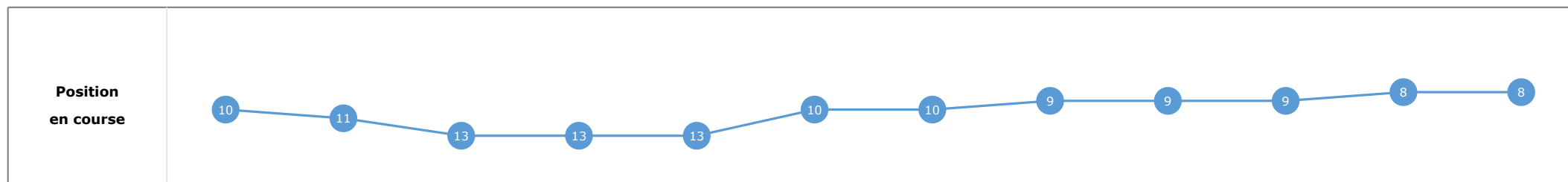
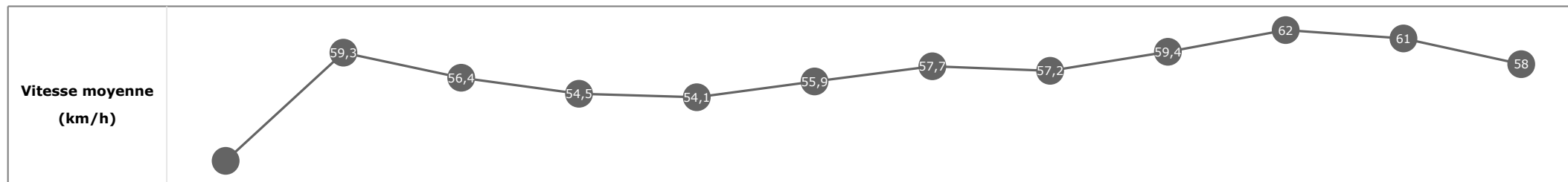


**Statistiques Tracking  
PARISLONGCHAMP  
C5 - QATAR PRIX DE L'ARC DE TRIOMPHE - 2400m  
dimanche 6 octobre 2024 - 00:00  
Redk du 1er: 1'03"15**

Cheval **DELIUS**  
 Jockey **I. MENDIZABAL**  
 Rang d'arrivée **8**  
 Temps de parcours **02:32.93**  
 Tronçon le plus rapide **00:11.70** (tronçon 600m - 400m)  
 Vitesse maximale **65,02** (tronçon 600m - 400m)  
 Vitesse moyenne **56,5**

**Données de tracking**

Tronçons de 200m	DEP 2200m	2200m 2000m	2000m 1800m	1800m 1600m	1600m 1400m	1400m 1200m	1200m 1000m	1000m 800m	800m 600m	600m 400m	400m 200m	200m ARR
<b>Temps de parcours</b>	<b>00:15.33</b>	<b>00:27.46</b>	<b>00:40.30</b>	<b>00:53.52</b>	<b>01:06.84</b>	<b>01:19.79</b>	<b>01:32.29</b>	<b>01:44.89</b>	<b>01:57.01</b>	<b>02:08.71</b>	<b>02:20.47</b>	<b>02:32.93</b>
Temps du tronçon	00:15.33	00:12.12	00:12.84	00:13.22	00:13.32	00:12.94	00:12.50	00:12.59	00:12.12	00:11.70	00:11.75	00:12.46
<b>Vitesse moyenne</b>	46,6	59,3	56,4	54,5	54,1	55,9	57,7	57,2	59,4	62	61	58

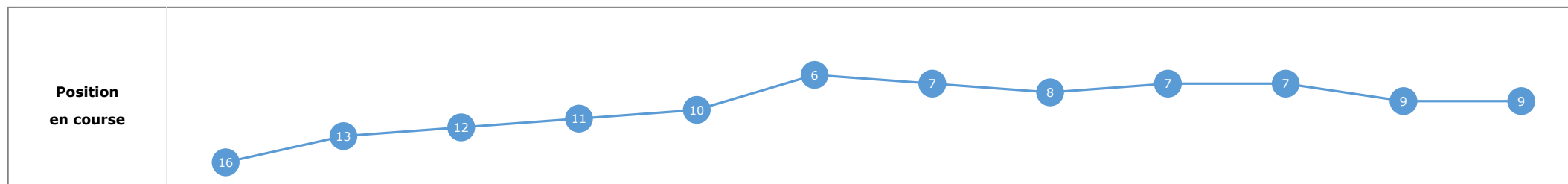
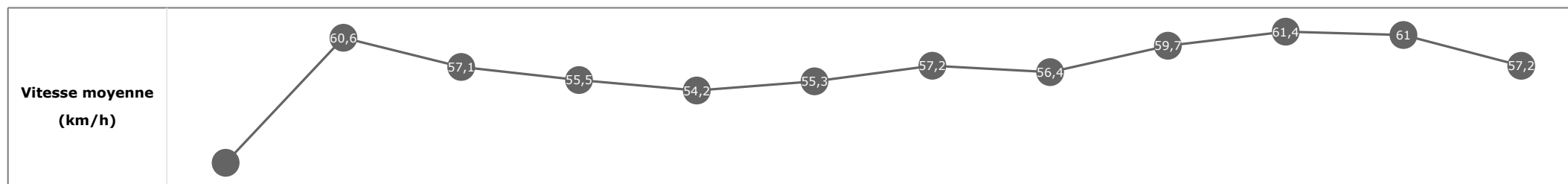


**Statistiques Tracking  
PARISLONGCHAMP  
C5 - QATAR PRIX DE L'ARC DE TRIOMPHE - 2400m  
dimanche 6 octobre 2024 - 00:00  
Redk du 1er: 1'03"15**

Cheval **FANTASTIC MOON**  
 Jockey **R. PIECHULEK**  
 Rang d'arrivée **9**  
 Temps de parcours **02:33.07**  
 Tronçon le plus rapide **00:11.74** (tronçon 600m - 400m)  
 Vitesse maximale **64,04** (tronçon 2200m - 2000m)  
 Vitesse moyenne **56,4**

**Données de tracking**

Tronçons de 200m	DEP 2200m	2200m 2000m	2000m 1800m	1800m 1600m	1600m 1400m	1400m 1200m	1200m 1000m	1000m 800m	800m 600m	600m 400m	400m 200m	200m ARR
<b>Temps de parcours</b>	<b>00:15.81</b>	<b>00:27.64</b>	<b>00:40.26</b>	<b>00:53.31</b>	<b>01:06.61</b>	<b>01:19.55</b>	<b>01:32.08</b>	<b>01:44.78</b>	<b>01:56.92</b>	<b>02:08.67</b>	<b>02:20.48</b>	<b>02:33.07</b>
Temps du tronçon	00:15.81	00:11.83	00:12.61	00:13.05	00:13.30	00:12.94	00:12.52	00:12.70	00:12.13	00:11.74	00:11.80	00:12.59
<b>Vitesse moyenne</b>	45,3	60,6	57,1	55,5	54,2	55,3	57,2	56,4	59,7	61,4	61	57,2


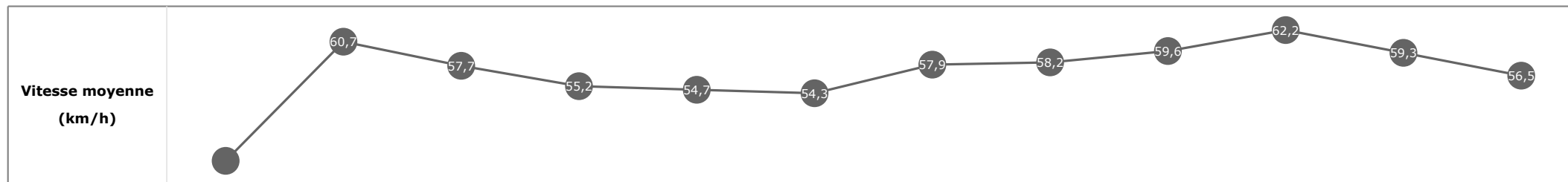


**Statistiques Tracking  
PARISLONGCHAMP  
C5 - QATAR PRIX DE L'ARC DE TRIOMPHE - 2400m  
dimanche 6 octobre 2024 - 00:00  
Redk du 1er: 1'03"15**

Cheval **SUNWAY**  
 Jockey **O. MURPHY**  
 Rang d'arrivée **10**  
 Temps de parcours **02:33.18**  
 Tronçon le plus rapide **00:11.69** (tronçon 600m - 400m)  
 Vitesse maximale **65,27** (tronçon 600m - 400m)  
 Vitesse moyenne **56,6**

**Données de tracking**

Tronçons de 200m	DEP 2200m	2200m 2000m	2000m 1800m	1800m 1600m	1600m 1400m	1400m 1200m	1200m 1000m	1000m 800m	800m 600m	600m 400m	400m 200m	200m ARR
<b>Temps de parcours</b>	<b>00:15.48</b>	<b>00:27.41</b>	<b>00:39.90</b>	<b>00:52.93</b>	<b>01:06.13</b>	<b>01:19.52</b>	<b>01:31.99</b>	<b>01:44.48</b>	<b>01:56.64</b>	<b>02:08.34</b>	<b>02:20.46</b>	<b>02:33.18</b>
Temps du tronçon	00:15.48	00:11.93	00:12.48	00:13.03	00:13.19	00:13.38	00:12.46	00:12.48	00:12.16	00:11.69	00:12.11	00:12.72
<b>Vitesse moyenne</b>	45,9	60,7	57,7	55,2	54,7	54,3	57,9	58,2	59,6	62,2	59,3	56,5

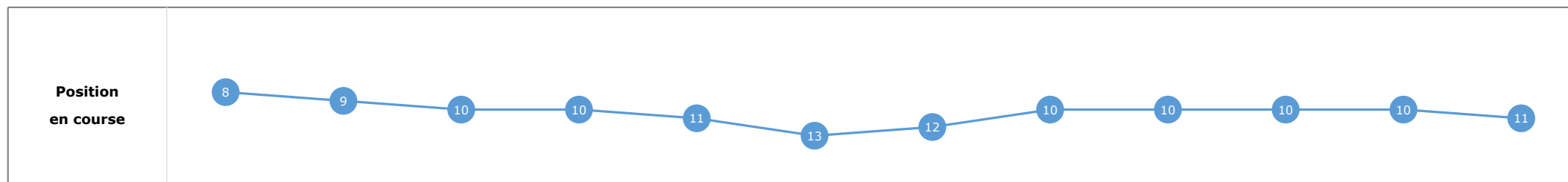
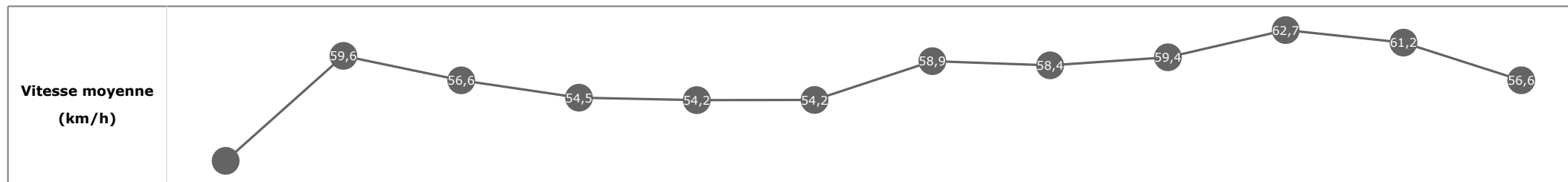


**Statistiques Tracking  
PARISLONGCHAMP  
C5 - QATAR PRIX DE L'ARC DE TRIOMPHE - 2400m  
dimanche 6 octobre 2024 - 00:00  
Redk du 1er: 1'03"15**

Cheval **AL RIFFA**  
 Jockey **Y. TAKE**  
 Rang d'arrivée **11**  
 Temps de parcours **02:33.29**  
 Tronçon le plus rapide **00:11.61** (tronçon 600m - 400m)  
 Vitesse maximale **66,56** (tronçon 2200m - 2000m)  
 Vitesse moyenne **56,6**

**Données de tracking**

Tronçons de 200m	DEP 2200m	2200m 2000m	2000m 1800m	1800m 1600m	1600m 1400m	1400m 1200m	1200m 1000m	1000m 800m	800m 600m	600m 400m	400m 200m	200m ARR
<b>Temps de parcours</b>	<b>00:15.30</b>	<b>00:27.40</b>	<b>00:40.11</b>	<b>00:53.29</b>	<b>01:06.71</b>	<b>01:20.08</b>	<b>01:32.50</b>	<b>01:45.00</b>	<b>01:57.13</b>	<b>02:08.74</b>	<b>02:20.53</b>	<b>02:33.29</b>
Temps du tronçon	00:15.30	00:12.10	00:12.71	00:13.17	00:13.41	00:13.37	00:12.41	00:12.50	00:12.13	00:11.61	00:11.78	00:12.76
<b>Vitesse moyenne</b>	46,8	59,6	56,6	54,5	54,2	54,2	58,9	58,4	59,4	62,7	61,2	56,6


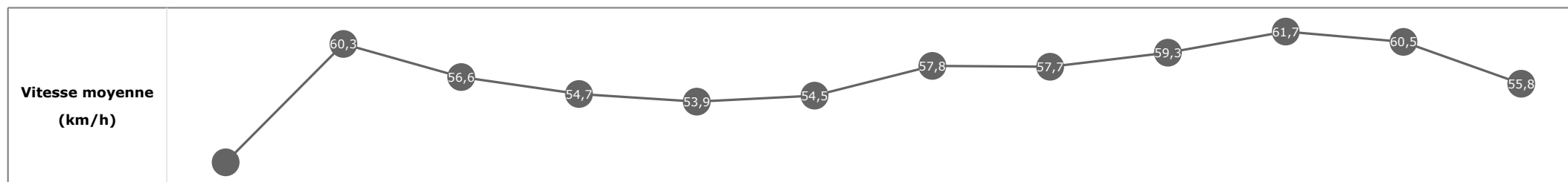


**Statistiques Tracking  
PARISLONGCHAMP  
C5 - QATAR PRIX DE L'ARC DE TRIOMPHE - 2400m  
dimanche 6 octobre 2024 - 00:00  
Redk du 1er: 1'03"15**

Cheval **SHIN EMPEROR**  
 Jockey **R. SAKAI**  
 Rang d'arrivée **12**  
 Temps de parcours **02:33.48**  
 Tronçon le plus rapide **00:11.74** (tronçon 600m - 400m)  
 Vitesse maximale **64,73** (tronçon 2200m - 2000m)  
 Vitesse moyenne **56,4**

**Données de tracking**

Tronçons de 200m	DEP 2200m	2200m 2000m	2000m 1800m	1800m 1600m	1600m 1400m	1400m 1200m	1200m 1000m	1000m 800m	800m 600m	600m 400m	400m 200m	200m ARR
<b>Temps de parcours</b>	<b>00:15.14</b>	<b>00:27.12</b>	<b>00:39.78</b>	<b>00:52.98</b>	<b>01:06.38</b>	<b>01:19.73</b>	<b>01:32.17</b>	<b>01:44.74</b>	<b>01:56.93</b>	<b>02:08.67</b>	<b>02:20.58</b>	<b>02:33.48</b>
Temps du tronçon	00:15.14	00:11.97	00:12.66	00:13.19	00:13.40	00:13.35	00:12.43	00:12.57	00:12.18	00:11.74	00:11.90	00:12.90
<b>Vitesse moyenne</b>	47,1	60,3	56,6	54,7	53,9	54,5	57,8	57,7	59,3	61,7	60,5	55,8

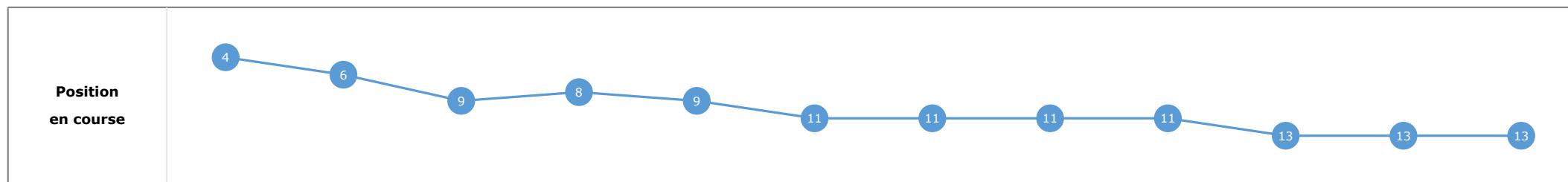
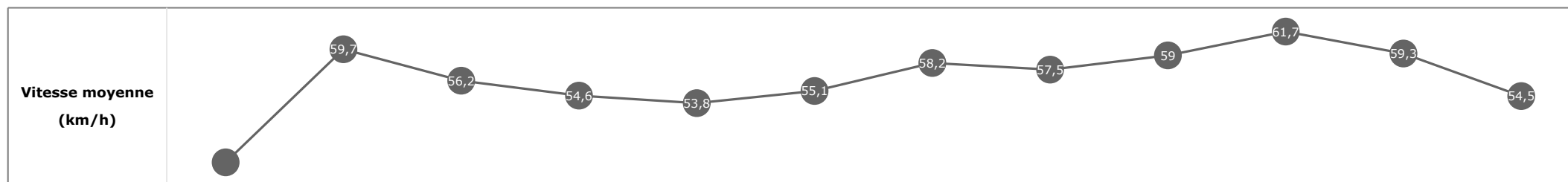


**Statistiques Tracking  
PARISLONGCHAMP  
C5 - QATAR PRIX DE L'ARC DE TRIOMPHE - 2400m  
dimanche 6 octobre 2024 - 00:00  
Redk du 1er: 1'03"15**

Cheval **LOOK DE VEGA**  
 Jockey **R. THOMAS**  
 Rang d'arrivée **13**  
 Temps de parcours **02:34.27**  
 Tronçon le plus rapide **00:11.83** (tronçon 600m - 400m)  
 Vitesse maximale **64,94** (tronçon 600m - 400m)  
 Vitesse moyenne **56,2**

**Données de tracking**

Tronçons de 200m	DEP 2200m	2200m 2000m	2000m 1800m	1800m 1600m	1600m 1400m	1400m 1200m	1200m 1000m	1000m 800m	800m 600m	600m 400m	400m 200m	200m ARR
<b>Temps de parcours</b>	<b>00:15.07</b>	<b>00:27.20</b>	<b>00:40.00</b>	<b>00:53.16</b>	<b>01:06.58</b>	<b>01:19.90</b>	<b>01:32.40</b>	<b>01:45.00</b>	<b>01:57.16</b>	<b>02:09.00</b>	<b>02:21.12</b>	<b>02:34.27</b>
Temps du tronçon	00:15.07	00:12.13	00:12.79	00:13.16	00:13.41	00:13.31	00:12.50	00:12.59	00:12.16	00:11.83	00:12.12	00:13.15
<b>Vitesse moyenne</b>	47,2	59,7	56,2	54,6	53,8	55,1	58,2	57,5	59	61,7	59,3	54,5

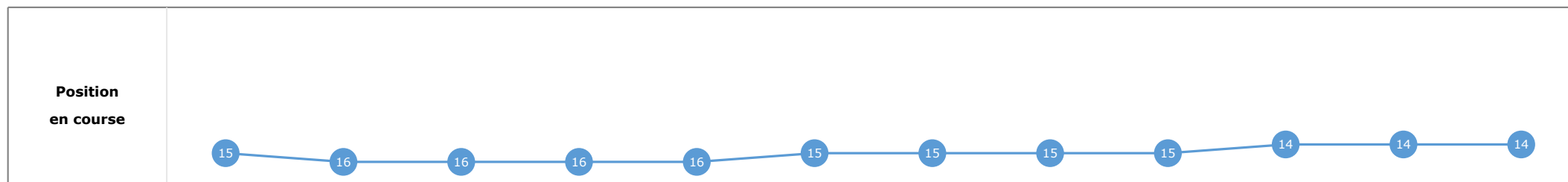
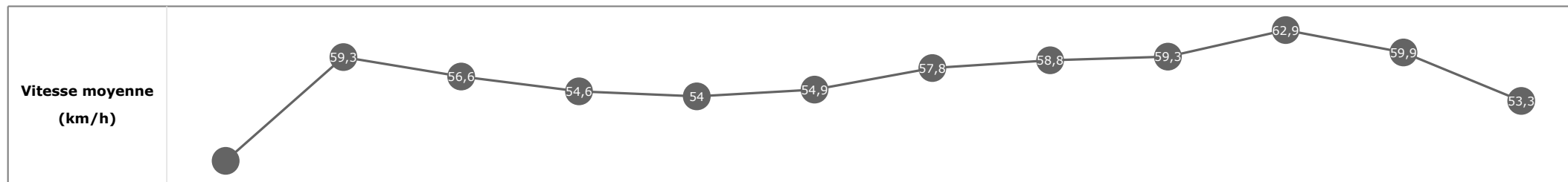


**Statistiques Tracking  
PARISLONGCHAMP  
C5 - QATAR PRIX DE L'ARC DE TRIOMPHE - 2400m  
dimanche 6 octobre 2024 - 00:00  
Redk du 1er: 1'03"15**

Cheval **MQSE DE SEVIGNE**  
 Jockey **A. POUCHIN**  
 Rang d'arrivée **14**  
 Temps de parcours **02:34.72**  
 Tronçon le plus rapide **00:11.58** (tronçon 600m - 400m)  
 Vitesse maximale **66,35** (tronçon 600m - 400m)  
 Vitesse moyenne **56**

**Données de tracking**

Tronçons de 200m	DEP 2200m	2200m 2000m	2000m 1800m	1800m 1600m	1600m 1400m	1400m 1200m	1200m 1000m	1000m 800m	800m 600m	600m 400m	400m 200m	200m ARR
<b>Temps de parcours</b>	<b>00:15.75</b>	<b>00:27.93</b>	<b>00:40.64</b>	<b>00:53.84</b>	<b>01:07.23</b>	<b>01:20.50</b>	<b>01:33.06</b>	<b>01:45.49</b>	<b>01:57.58</b>	<b>02:09.16</b>	<b>02:21.17</b>	<b>02:34.72</b>
Temps du tronçon	00:15.75	00:12.18	00:12.70	00:13.20	00:13.39	00:13.26	00:12.56	00:12.43	00:12.08	00:11.58	00:12.01	00:13.55
<b>Vitesse moyenne</b>	45,2	59,3	56,6	54,6	54	54,9	57,8	58,8	59,3	62,9	59,9	53,3


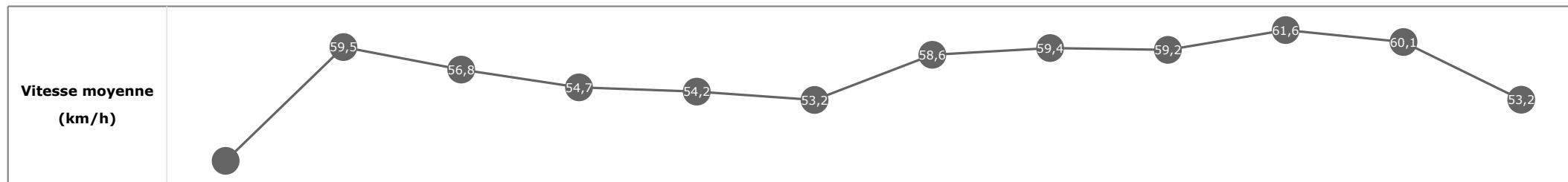


**Statistiques Tracking  
PARISLONGCHAMP  
C5 - QATAR PRIX DE L'ARC DE TRIOMPHE - 2400m  
dimanche 6 octobre 2024 - 00:00  
Redk du 1er: 1'03"15**

Cheval **CONTINUOUS**  
 Jockey **C. SOUMILLON**  
 Rang d'arrivée **15**  
 Temps de parcours **02:34.75**  
 Tronçon le plus rapide **00:11.76** (tronçon 600m - 400m)  
 Vitesse maximale **65,38** (tronçon 600m - 400m)  
 Vitesse moyenne **56**

**Données de tracking**

Tronçons de 200m	DEP 2200m	2200m 2000m	2000m 1800m	1800m 1600m	1600m 1400m	1400m 1200m	1200m 1000m	1000m 800m	800m 600m	600m 400m	400m 200m	200m ARR
<b>Temps de parcours</b>	<b>00:15.55</b>	<b>00:27.65</b>	<b>00:40.34</b>	<b>00:53.54</b>	<b>01:06.90</b>	<b>01:20.47</b>	<b>01:32.88</b>	<b>01:45.22</b>	<b>01:57.42</b>	<b>02:09.19</b>	<b>02:21.18</b>	<b>02:34.75</b>
Temps du tronçon	00:15.55	00:12.10	00:12.68	00:13.19	00:13.36	00:13.56	00:12.41	00:12.33	00:12.20	00:11.76	00:11.99	00:13.57
<b>Vitesse moyenne</b>	45,9	59,5	56,8	54,7	54,2	53,2	58,6	59,4	59,2	61,6	60,1	53,2





**Statistiques Tracking**  
**PARISLONGCHAMP**  
**C5 - QATAR PRIX DE L'ARC DE TRIOMPHE - 2400m**  
**dimanche 6 octobre 2024 - 00:00**  
**Redk du 1er: 1'03"15**

Cheval **HAYA ZARK**  
 Jockey **W. BUICK**  
 Rang d'arrivée **0**  
 Temps de parcours  
 Tronçon le plus rapide  
 Vitesse maximale  
 Vitesse moyenne

**Données de tracking**

Tronçons de 200m	0m	0m	0m	0m	0m	0m	0m	0m	0m	0m	0m	0m
	ARR	ARR	ARR	ARR	ARR	ARR	ARR	ARR	ARR	ARR	ARR	ARR
<b>Temps de parcours</b>												
Temps du tronçon												
<b>Vitesse moyenne</b>												

<b>Vitesse moyenne (km/h)</b>	
-------------------------------	--

<b>Position en course</b>	
---------------------------	--